ALLEGION

SCHLAGE

Click next for quick tips on how to navigate Allegion Price Books quicker!

Effective May 4, 2019 • Rev. 05/19



This price list supersedes and cancels all previous price lists. Prices shown are subject to change without notice.

Administrative Offices
Allegion Administrative Office
11819 N. Pennsylvania St.
Carmel, IN 46032
allegion.com/us

Placing orders
You can place orders with Allegion via the fax numbers or emails listed below:

Mechanical Locks & Key Systems
Fax#: 1-800-452-0665
Email: Order_Entry_Schlage_Commercial@allegion.com

Residential Locks
Fax#: 1-800-366-5625
Email: Res_Contact_Center@allegion.com

FastTrack
Fax#: 1-800-288-4242
Email: Order_Fasttrack@allegion.com

Customer Care
Our Customer Care Representatives are available for questions or assistance.
You can reach them at **877-671-7011** (Press 1 for Sales Support | Press 2 for Product Support | Press 3 for RSO) or through the email addresses listed below:

Sales Support
support@allegion.com

Technical Product Support

Mechanical Locks/Keying Systems
Mechanical_Locks_TechProdSupport@allegion.com

Request for Quote

Carolinas
(North Carolina, South Carolina, Virginia)
Carolinas.Quotes@allegion.com

Central
(Arkansas, Illinois, Iowa, Kansas, Missouri, Nebraska, Oklahoma)
Central.Quotes@allegion.com

Chicago
(Illinois-Northern, Wisconsin)
Chicago.Quotes@allegion.com

Florida
Florida.Quotes@allegion.com

Great Lakes
(New York, Pennsylvania)
GreatLakes.Quotes@allegion.com

Metro New York
Metro.Quotes@allegion.com

Michigan
Michigan.Quotes@allegion.com

Mid Atlantic North
(New York, Pennsylvania)
Mid.Atlantics.north.quotes@allegion.com

Mid Atlantic South
(Delware, Maryland, New Jersey)
Mid.Atlantics.south.quotes@allegion.com

Midwest
(Indiana, Kentucky, Ohio, West Virginia)
Midwest.Quotes@allegion.com

Mountain States
(Colorado, Idaho, Montana, Nevada, Utah, Wyoming)
Mtn.States.Quotes@allegion.com

New England
(Connecticut, Main, Massachusetts, New Hampshire, Rhode Island, Vermont)
NewEngland.Quotes@allegion.com

North Central
(Minnesota, North Dakota, South Dakota)
NorthCentral.Quotes@allegion.com

Northern California
NoCal.Quotes@allegion.com

Northwest
(Alaska, Oregon, Washington)
Northwest.Quotes@allegion.com

South
(Alabama, Georgia, Louisiana, Mississippi, Tennessee)
South.Quotes@allegion.com

Southern California
(California-Southern, Hawaii)
SoCal.Quotes@allegion.com

Southwest
(Arizona, New Mexico)
Southwest.Quotes@allegion.com

Texas
Texas.Quotes@allegion.com

Terms & Conditions **10-28**
Allegion General Tems & Conditions 10
Schlage Standard Terms 14
Product Warranties 17
Commercial Applications 17
Residential Applications 17
Distributor Function and Location Policy 18
Distributor Function and Location Policy 20
Cylinder Policies 21
Primus® Sales Policy 21
Everest® Sales Policy 21
Everest Small Format Interchangeable 21
Core Key Control Policies 21
Restricted Keyway Policy 21
Construction Core Program Policy 21
Master Key Shipment Policy 23
Hardware Finishes 24
Forms & Examples **29-56**
How To Order 30
Ordering Examples 31
Order Forms 32
Using Order Forms 33
Sequential List of Order Forms 34

CYLINDRICAL **57-116**
A-Series **57-70**
Functions 60
Complete Locks 61
Options 63
Parts 65
AL-Series **71-84**
Functions 74
Options 77
Parts 79
D-Series Knobs **85-96**
Functions 88
Coomplete Locks 89
Options 91
Parts 92
ND-Series Levers **97-116**
Functions 100
Complete Locks 103
Options 105
Conversion Guide 108
Parts 110

DEADBOLT **117-150**
B250-Series **117-126**
Functions 120
Complete Locks 121
Options 122
Parts 123
B500-Series **127-138**
Functions 130
Complete Locks 131
Options 133
Parts 134
B600/700/800-Series **139-150**
Functions 142
Complete Locks 143
Options 145
Parts 146-

MORTISE **151-196**
L-Series **151-196**
Functions 154
Complete Locks 162
Options 172
Distributor Pack Program 178
Parts 182

MULTIPOINT **197-220**
LM9200-Series **197-220**
Functions 200
Complete Locks 202
Options 210
Parts 213

Table of Contents

INTERCONNECTED 221-254

CS210-Series 221-230
- Functions 224
- Complete Locks 225
- Options 228
- Parts 229

H-Series (Discontinued) 231-244

S200-Series 245-254
- Functions 248
- Complete Locks 249
- Options 251
- Parts 252

TUBULAR 255-274

LT-Series 255-264
- Functions 258
- Completre Locks 259
- Options 262
- Parts 263

S-Series 265-217
- Functions 268
- Complete Locks 269
- Options 271
- Parts 272

SPECIALTY 275-286

HL-Series 275-286
- Functions 278
- Parts 283

PORTABLE SECURITY 287-302

Portable Security 287-302
- PL Series Cross Reference 290
- Key-in-Lever with Cylinder 291
- Key-in-Lever Less Cylinder 292
- SFIC Less Cylinder 293
- Full Size IC Core 294
- Custom Engraving Brass Padlocks and Chrome Plated Brass Padlocks 295
- Parts and Accessories 296
- Special Security 299

CYLINDRICAL / KEYS / AUXILIARY 303-416

Cylinders 303
- Multiple Tailpiece Cylinders 306
- Bulk Pack Cylinders 307
- Unassembled Multiple Tailpiece Cylinders 308
- Bulk Pack Cylinders 309
- Primus Cylinders-Sub Assembled 311
- A & H, AD, AL CL, D, ND, F, FA, PL, S & S200 312
- B500 320
- B250, B400, E/B, F100, H, MD, S200 322
- B600/700/800 326
- Mortise 330
- Schlage cylinders for Falcon & Von Duprin 341
- Rim Cylinders 343
- Interchangeable Cores 345
- Competitor Retrofit Cylinders 347
- Mailbox 352
- Special Cylinders 353
- Pins, Springs & Pinning Compoents 354
- Plugs 357
- Shells 360

Keys & Keying 361-408
- Keys Ordered Separately 364
- Key Stamping 379
- Cylinder Stamping 380
- Construction Core Program 381
- Keying Charges 383
- Sitemaster 200® 388

CL-Series 409-416
- Complete Locks 412
- Options 415
- Parts 416

TOOLS AND KITS 417-430

Tools & Kits 417-426
- Keying Tools & Kits 418
- Tools 421
- Tools 422
- Kits 423

Merchandising Aids 427-430
- Display Mounts 428
- Miscellaneious 430

PARTS INDEX 431-445

Index 431-445

	Ordering Options	Form Name and Number	Notes
Commercial Products *	**1. Standard Orders** These orders are for the comprehensive listing of the current product offering shown in this price book.	**Your Purchase Order** See information required on your order in "Forms & Examples" price book tab.	All orders will be processed based on normal factory lead times. An anticipated ship date will be included with each order acknowledgement.
	2. Schlage Innovation Center Orders (RFQ) These orders are for Request For Quote (RFQ) orders which are not covered in the price book and are subject to longer lead times. These orders may not be combined with any Master Keyed or Non-Master Keyed products. Use this process for custom logo requests.	**Schlage Innovations Center Product Request Form** See the "Innovation Center Product Request Process" on Page 6.	These products are not in the price book and must be requested for consideration. Instructions are included in the Innovations Center Product Request Process in this section.
	3. FastTrack Orders These orders are for products in the FastTrack price book and qualify for expedited order processing. This program includes Schlage and Allegion brand products. Please consult your sales representative for FastTrack program availability in your area.	Refer to FastTrack price book.	See current FastTrack price book. Phone number 1-877-671-7011 or fax number 1-800-288-4242.

Keys	**1. Master Keyed Orders** These orders are subject to standard lead time and process. Please attach the necessary forms if a restricted key system or Primus order.	**Master Keyed Order Form** ms-i100.01 Rev. 3/14 ms-i100.02 Rev. 3/14 ms-i150 Rev. 3/14	Use of order forms other than Schlage order forms can result in an increased lead time. An anticipated ship date will be included with each order acknowledgement.
	2. Non-Master Keyed Orders These orders are subject to standard lead time and process. If you are ordering a restricted key system or Primus order, please attach the necessary forms.	**Non-Master Keyed Order Form** ms-i250 Rev. 3/14 ms-i300 Rev. 3/14	Use of order forms other than Schlage order forms can result in an increased lead time.
	3. Primus Face Sheet Original signed form must accompany any Primus or Primus XP level 3, 4, or 9 order.	**Primus Face Sheet** ms-e120 Rev. 3/14	Must submit original forms, copies are not accepted.
	4. Primus Signature Card Original signed form must accompany any NEW Primus or Primus XP level 3, 4, or 9 order.	**Primus Signature Form** ms-e130 Rev. 03/14	Please make sure the form identifies the key system as NEW or EXISTING If removeable cores, make sure control keys are ordered. Do not forget to mark the type of keys, stamping information, etc.
	5. Key System Summary Please fill in all appropriate fields. Contact your local RSO sales office for help.	**Key System Summary** ms-i200 Rev. 3/14 All 4 Pages	All orders will be processed based on normal factory lead times. An anticipated ship date will be included with each order acknowledgement.

Residential	**1. Standard Order Plan** All residential Schlage, and Dexter by Schlage products currently listed in this price book.	**Your Purchase Order** see information required on your order in "Forms & Examples" price book tab.	All orders will be processed based on normal factory lead times. An anticipated ship date will be included with each order acknowledgement.

Standard Products

In each tabbed section of this Price Book you will find a comprehensive listing of our current offering per product series. Products should be ordered via the traditional method by designating the product, design, finish, handing, and options for each line item (refer to "How to Order" in the Forms & Examples section of the price book). All orders will be processed based on normal factory lead times. These lead times vary throughout the year and are affected by production volumes, supplier schedules and quantity demands. An anticipated ship date will be included with each order acknowledgement.

Some of the products listed in these sections require extended lead times. You will find the hourglass symbol (⌛) associated with products that require extended lead times so that you are aware of this condition prior to placing your order. Products included in this classification are those items that represent a unique combination of product attributes (i.e. finish, trim, function, etc.) that typically require additional manufacturing care and attention. Products marked "⌛" will routinely exceed normal factory lead times and anticipated ship dates will be indicated with each order acknowledgement.

Schlage Innovation Center Product Request Process

Schlage Innovation Products are products that are not in the price book and are formally requested through the Schlage Innovation Center Product Request Process. Examples of these products include:

- Products which at one time were offered for sale by Schlage but are no longer available in the current price book.
- Finishes not listed as standard for a product in the price book.
- "True" custom products, which are new variations on current or past products.
- Custom logo requests.

How to Request a Quote for a Custom Lock Product

- Custom lock products can only be ordered by and shipped to current Allegion Channel Partners
- Innovation Center Product Request Form can be obtained by:
  - Sending an email request to Mechanical_Locks_TechProdSupport@allegion.com
  - Searching Knowledge Center tool at http://kc.allegion.com/ for Innovation Center Product Request Form
  - Contact Schlage Product Support at 877-671-7011, option 2, option 1
- Send the completed request form to Mechanical_Locks_TechProdSupport@allegion.com
- Upon receipt the Innovation Center Product Request Form coordinator will assign an RFQ#, review, and clarify the request as needed
- Within 5-working days your request will be either denied or approved
  - If approved, Schlage will communicate the RFQ#, NET pricing, and lead time
  - If denied you will be notified with an explanation
- RFQ# is valid for 6 months
- To place an order submit the approved RFQ form and purchase order with the RFQ# prominently displayed to Order_Entry_Schlage_Commercial@allegion.com
- Changes to the original request after a quote approval may incur additional charges and affect lead time
  - Prior to PO submittal send all change requests to Mechanical_Locks_TechProdSupport@allegion.com
- RFQ items must be ordered on a separate stand-alone purchase order and cannot be on an order with NON-RFQ items

For additional information, please contact Technical Product Support at 877-671-7011.

Commercial Master Keyed Orders

MASTER KEYED ORDERS	LEAD TIMES	
Schlage Forms (MS-I200, MS-I100, MS-I150)	Factory Lead Time	
Non-Schlage Forms	Extended Lead Time	Additional 5 Working Days Minimum

In an effort to expedite the process of managing our growing volume of Master Keyed order requests, Master Keyed orders submitted in the following choice of formats will receive factory lead times based on the following criteria:

- Orders submitted on the Key System Summary form (MS-I200) and the Master Keyed Order forms (MS-I100 and MS-I150)

OR

- Orders submitted on the Key System Summary form (MS-I200) and your purchase order with information specified in the following sequence:

Qty	Product	Design	Finish	Hand	Latch	Strike	Add'l Details
Door Detail Information				DHI Key Symbol			

Lead times for Master Keyed orders in any other format will be extended at least 5 additional working days. In all cases, allow additional lead time for clarifications and complex keying requirements. The Master Keyed order forms are located in the Forms & Examples/Keys and Keying sections of the price book. For your convenience you can download the Master Keyed order forms from our web site at allegion.com/us

Residential Keying

Residential Master Key (RMK): RMK is a single key that will grant access to all opening with in the facility (i.e. master key). Additionally, each tenant would need to be provided with a key that will grant them access to their apartment only. The same keying situation would exist in any form of a multi family housing complex.

Residential Construction Keying (RCK): RCK (also referred to as loss ball) by design allows the use of a temporary master key during the construction phase of a project. At the end of the construction phase, the use of the homeowner key will trigger the lost ball construction device, thus eliminating the temporary master key used during construction.

Notes

Common Pricing Information	
1.	Locks are furnished with standard features unless otherwise specified.
2.	Door thickness is 1 ¾" unless otherwise specified.
3.	Split finishes and designs will be priced at the highest list price of the design and/or finish.
4.	Engineering specials are denoted by a part number beginning with "X".
5.	⌛ denotes a lock or part that requires an extended lead time.
6.	✋ denotes a handed product and requires handing to be specified.
7.	For all restricted keyways (Everest D, Everest 29 T, Quad, Numbered, Reversed) add $17.50. This does not apply to Primus cylinders. See Terms and Conditions for ordering information and requirements.
8.	Locks, keys and cylinders containing restricted keyways require additional documentation to order. Please see Terms and Conditions for the specific requirements.
9.	Keyway must be specified for keyed functions and cylinders. If not specified, default keyway will be S123 for KA, KD and 0-bitted product and S145 for Factory managed masterkey systems.
10.	Multiple keying options are available. Locks and cylinders are furnished KD unless otherwise specified or excepted by notation.
11.	Control Keys for permanent and construction cores are not included with the lock or cylinder and must be ordered separately.
12.	Locks specified with "C" keyway and KD or 0-bitted will receive 6 pin cylinders.
13.	Full Size Interchangeable Cores (FSIC) are furnished 1-bitted unless otherwise specified. If 0-bitted is selected, the order will be entered as 1-bitted. This does not apply to FSIC Primus® cores.
14.	Conventional standard pinned cylinders, Primus cylinders (conventional and FSIC) can be supplied 0-bitted. If 1-bitted is selected, the order will be entered as 0-bitted.
15.	Available plug face finishes are 606 and 626. For brass or bronze finish colors, the plug face finish is 606. For chrome, nickel or stainless steel finish colors, the plug face finish is 626.
16.	Specify LKB if 0-bitted Primus cylinders are required "Less Key Blanks." Deduct **$16.40** per cylinder.
17.	Cut keys ordered with locks are priced according to appropriate extra cut key charge listed on page Keys-26
18.	Grand master sections L, LP (Primus) and Y are supplied in stainless steel only and are recommended to be cut at the factory only
18.	Stamping standards and charges are listed on page Keys-18
20.	Keying services and associated charges are listed on page Keys-22
21.	All Primus 1+ key orders must contain the locksmith ID
22.	All restricted key orders are subject to the restricted keyway sales policies are listed in Terms & Conditions
23.	For hotel function cylinders: Not available in Primus. Furnished 0-bitted. Emergency keys must be ordered separately.
24.	Locks and cylinders will be furnished with 2 keys each as standard. Additional keys will be charge at the additional cut keys charge appropriate for the cylinder/key type

Table of Contents

General Terms and Conditions for Sales and Service **Terms-2**
Standard Schlage Product Terms and Conditions **Terms-6**
Product Warranties **Terms-9**
Commercial Applications. Terms-9
Distributor Function and Location Policy **Terms-10**
Cylinder Policies **Terms-11**
Schlage Key Systems. Terms-11
Restricted Keyway Policy. Terms-12
Construction Core Program Policy Terms-13
Primus® Sales Policy Terms-13
Master Key Shipment Policy **Terms-15**
Hardware Finishes **Terms-16**
How To Order **Forms and Examples**

Allegion General Terms and Conditions of Sale and Service

1. GENERAL/ACCEPTANCE. (a) This Agreement contains the only terms and conditions by which Company will quote and sell Deliverables to Customer; (b) The terms "purchase order" or "order" for the purposes of this Agreement include the term "request for quotation," as appropriate; (c) This Agreement supersedes all pre-printed or boilerplate terms and conditions set forth in any purchase order issued by Customer; (d) No reference herein to Customer's purchase order will in any way incorporate different or additional terms and conditions, all of which Company hereby expressly objects to; (e) **ANY ACCEPTANCE BY COMPANY OF CUSTOMER'S PURCHASE ORDER IS EXPRESSLY CONDITIONED ON THE CUSTOMER'S ASSENT TO AND ACCEPTANCE OF THE TERMS AND CONDITIONS CONTAINED IN THIS AGREEMENT;** (f) Company reserves the right to decline any order, in whole or in part, for any reason.

2. ORDERS.

a. Order Processing. When Customer wishes to place an order for Deliverables, it will deliver to Company a purchase order. All such purchase orders must (i) be in a written format acceptable to Company, (ii) be legible, (iii) include a purchase order number, (iv) include Customer's account number, invoice address, ship to address, shipping method, shipper's letter of instruction for international shipments, part number, pricing, and designated contact information, (v) include, if applicable, any special configuration ID numbers, necessary programming information, special factory instructions, and requested specifications regarding a particular finish, handing, design, backset, or strike, (vi) reference any applicable pricing discounts under an ongoing buying program or based on a written quote from Company, along with the applicable buying program number or quotation number, and (vii) not combine buying program and quoted product on the same order.

b. Minimum Orders. In the event the order value does not meet any required minimum net Deliverable value, Company may, at its sole discretion, (i) increase the quantity of items in the order to meet the minimum net Deliverable value requirement; (ii) apply a minimum order charge; (iii) reject the order, or (iv) waive the requirement, provided that the waiver of a requirement for one order shall not constitute a waiver of the requirement for any future orders.

c. Acceptance of Purchase Orders. Company will endeavor to (i) acknowledge receipt of each purchase order issued in accordance with this Agreement, and (ii) notify Customer whether Company accepts or rejects the purchase order. If Company fails to accept or reject a purchase order within a reasonable time period, such failure to respond will be deemed a rejection of the entire order. Orders that combine buying program and quoted product on the same order will be routed back to your local RSO office in order to review subject purchase order.

d. Changes to Order/ Cancellation of Orders. Additional terms and conditions regarding order changes and cancellations are available on the Allegion customer website, **WHICH TERMS ARE EXPRESSLY INCORPORATED HEREIN BY REFERENCE.** Unless otherwise provided herein, Customer acknowledges that (i) requesting a Change Order may cause a delay in the scheduled shipment date, a longer lead time or result in a new scheduled shipment date; (ii) Orders may not be changed after 48 hours of Company's order acknowledgment; (iii) After 48 hours of Company's order acknowledgment, all changes to an accepted purchase order will be subject to a Change Order charge of 25% of the net Deliverable value, plus the cost of labor and fabrication or raw material that Company incurred prior to the receipt of the Change Order from Customer, or that may be required due to the Change Order; (iv) the requested change may result in additional charges for labor, fabrication, and raw material, and (v) if Customer cancels an order or portion of an order that includes Deliverables that have been manufactured and prepped for shipping, a 45% restocking fee will apply. Notwithstanding the foregoing, Customer cannot change or cancel credential orders, reader orders, biometrics orders or any non-cataloged, special, Custom or nonstandard items once they have been placed. All cancelled orders for a Non Recurring Expense (NRE), credential orders, reader orders, biometrics orders, and/or Custom orders will be subject to a cancellation charge of 100% of the acknowledged price.

e. Add-ons. Add-on orders will not be accepted. Additions to orders will be entered as separate stand-alone orders and must qualify for all terms of sale, including discounts, on an individual basis.

f. Fast-Track Orders. No changes or cancellations will be accepted on the 24-Hour Fast Track Program. For 3-day Fast Track orders, changes and cancellations may only be requested by Customer within 24 hours of Company's order acknowledgment if the order has not shipped. For 5-Day Fast Track orders, changes and cancellations may only be requested by Customer if the order has not shipped and if the request is made to Company within 48 hours of Company's order acknowledgment. Return Material Authorization (RMA) for Deliverables must be processed through Fast Track Customer Service.

g. Steelcraft Orders. For all Steelcraft orders, changes or cancellations are allowed without penalty only if made within 48 hours of Company's order acknowledgment, and provided that the order has not shipped. Some exceptions do apply – please consult the factory. Changes are not allowed on Rapid Program orders after the order has been entered and acknowledged. After 48 hours of Company's order acknowledgment, all changes or cancellations are subject to a charge of 25% of the order. Unless otherwise specified by Company in writing, any changes to orders acknowledged by Company that affect the delivery date will be deemed a new order and will require acknowledgement by Company as provided in this Section. Additional products, features, terms and conditions regarding the Rapid Program are available on the Allegion customer website, **WHICH TERMS ARE EXPRESSLY INCORPORATED HEREIN BY REFERENCE.**

3. PRICES, INVOICES AND PAYMENT.

a. Prices. The prices in Company's Price Book are subject to change at any time, without notice to Customer. Company may charge Customer additional amounts if Customer requests special packing, marking, shipment, product modification, or engineering services. Oral prices specified by Company are null and void. Quote numbers must be referenced on Customer's purchase order in order for the Company's quoted pricing to apply. Orders that do not reference a quote number will receive buy program pricing or book net pricing. Quoted prices are for those specific products quoted for a specified job, and are subject to the Price Book in effect at the time Company receives the order.

b. Taxes. Prices do not include any present or future federal, state or local property, license, privilege, sales, use, excise, gross receipts or other like taxes or assessments which may result from transactions or any services performed in connection therewith. Any taxes, charges, or duties imposed by any governmental authority on the sale of Deliverables will be paid by Customer, in addition to the selling price specified by Company. Credits for U.S. sales tax applied to invoices will only be granted if valid exemption documentation is provided within 30-days of the invoice date and a case is initiated by customer service. Exemption documentation may be emailed to sales.tax.certificates@allegion.com, this e-mail address cannot be used to request a credit for sales tax charged all such requests must be made with customer service. All certificates sent to the e-mail address must include the following information: (1) Customer account number(s); (2) Customer name; and (3) Allegion brand(s) the certificate should be applied to.

c. Payment Terms. Company will deliver to Customer an invoice with each shipment of Deliverables hereunder. Customer will pay all invoiced amounts within 35 days of the invoice date (subject to any early pay discounts that may be offered to Customer by Company in its sole discretion). Customer will make all payments in United States dollars. Past due invoices will be subject to a late payment service charge of 1.5% per month on any overdue unpaid balance, equivalent to 18% per annum, or the maximum rate permitted by law, whichever is less. Customer shall reimburse Company for all costs of collection, including, without limitation, reasonable attorneys' fees, for any overdue amount owed by Customer to Company, and such collection costs shall also be subject to interest charges.

4. QUOTATIONS.

a. Project Quotations. Project or new construction quotes are restricted to the specific project quoted for the quantities, finishes, and series of Deliverables referenced on the quote. Company reserves the right to require proof of sale of Company products for any quoted project.

b. Stock Quotations. Deliverables fulfilling stock quotations may only be used for the following: i) Stocking of the Customer's shelves for small, quick-turn, discretionary projects, or ii) Sale to a general contractor or installer for new construction. Stock quotations may not be used for any project containing any Company no-substitution, specified products. Deliverables purchased under Stock Quotations cannot be redistributed to other Customer branch locations or re-sold to other resellers or used for aftermarket sales, end-user annual contracts or sold over the counter to any walk in trade.

c. General. All quotes are subject to this Agreement, unless otherwise specified by Company, and are subject to change at any time prior to Company's acceptance of a purchase order referencing the applicable quote number. Company, its representatives and employees reserve the right, in their sole discretion and for any reason, to refuse a Customer's request to quote a price other than the standard list price, regardless of whether Company or its representatives or employees have previously quoted discounted prices to the Customer on some or all of its orders. Customer's failure to comply with this Section 4 will be considered a material breach of this Agreement, and will entitle Company to immediately terminate any purchase orders and/or Customer's ability to distribute Company's products.

5. SECURITY INTEREST. Customer grants Company, and Company retains, a purchase money security interest and lien on any and all of Customer's rights, title and interest in each Deliverable sold by Company to Customer, wherever located, until the invoice for the applicable Deliverable(s) is paid in full, including any late charges and costs of collection. Customer authorizes Company to, and will assist Company in, taking all necessary steps to perfect and maintain Company's interest in such Deliverables.

6. CREDIT TERMS. . Unless Customer pre-pays all of its purchase orders in advance, its purchase orders will be subject to the credit limit and other terms of credit ("Credit Terms") set forth in Company's credit application, which Credit Terms Customer acknowledges are subject to change by Company at any time. Company reserves the right to request payment in advance of shipment or any order or to request adequate assurances for Customer's payment of an order and may withhold or stop shipment, without any liability to Company, until Customer submits payment or adequate assurance of payment.

7. RESALE OF DELIVERABLES. Customer agrees and warrants that it will offer Company products in support of Company-written specifications and will maintain sufficient inventory to adequately support End Users, installers, and/or general contractors' needs. Company may implement an MSRP or a resale pricing programs at any time in its sole discretion. Failure to comply with such program(s) will be considered a material breach of this Agreement, and will entitle Company to immediately terminate any purchase order and/or Customer's ability to distribute Company's products. Customer shall, at its own expense, gain and maintain sufficient knowledge of the industry and products competitive with Deliverables so as to be able to (a) explain in detail to End Users, installers, and/or general contractors the differences between the Deliverables and competing products, (b) ensure that an adequate number of trained, capable and qualified technical personnel with sufficient knowledge of the Deliverables and who have obtained all necessary licenses and permits are available to assist End Users, installers, and/or general contractors, and (c) respond to such End Users, installers, and/or general contractors with respect to the general operation and use of the Deliverables including, but not limited to, (1) acting as a liaison between the End Users, installers and/or general contractors and Company in matters requiring Company participation, (2) providing general product information and configuration support on standard protocols and features, (3) collecting relevant technical problem identification information, and (4) posting and distributing any warranty information concerning the Products in accordance with Company's instructions. Customer is responsible for all service and support resulting from the re-sale of any Deliverable to End-Users, installers and/or general contractors, examples of which may include, but are not limited to, support activities such as installation, initialization, software set-up, training, trouble-shooting, technical support and field service. In the event Customer is unwilling or unable to perform said support activities, Company reserves the right to recover from Customer any and all expenses incurred by Company to resolve the afore-mentioned End-User, installer and/or general contractor issues. Technical product training is recommended for Customer in order to fully service and support Deliverables purchased from Company that are resold to End-Users, installers and/or general contractors.

8. DEFAULT. If Customer is in default of payment or otherwise with respect to any purchase order or other contract with Company, Company shall have the right, in addition to all other legal remedies and without prejudice to any of its right hereunder, to defer further shipments under that or any other purchase order until such default is corrected and to declare all outstanding bills of Customer to be immediately due and payable.

9. INSPECTION AND DELIVERY.

a. Inspection. Customer will inspect all Deliverables immediately after receiving them. Customer will be deemed to have accepted the Deliverables unless Customer notifies Company in writing of any nonconformance within 10 days of delivery and provides Company written evidence reasonably documenting that nonconformance. Inspection of Deliverables at Company's facility is not permitted.

b. Delivery. Delivery schedules for Deliverables are based upon current production capacities, material or component availability, and inventory, and may be changed by Company as conditions require. Delivery schedules for services are based upon Company's prompt receipt of, and prompt access to, Customer's equipment and all information necessary to complete the services. In no event will any delivery date be construed as falling within the meaning of "time is of the essence." Partial delivery shall be accepted by Customer and paid for at the price and on the terms stated herein. Any partial delivery shall constitute a separate sale, and payment shall be separately made when due. If any part of a delivery hereunder is not delivered by Company in accordance with Customer's purchase order, this Agreement shall not be affected thereby.

10. TITLE & RISK OF LOSS. Unless otherwise specified by Company, (i) where the Customer is located in the United States, all Deliverables will be sold "Uniform Commercial Code, FOB Origin, Company's factory"; and (ii) where the Customer is located outside of the United States, all Products will be sold "Ex-works, Company's factory (Incoterms 2010)." In either instance, title and risk of loss will pass to Customer upon delivery to the carrier at Company's factory, provided, however, as set forth herein, Company shall retain a security interest in the Deliverables until full payment has been made therefore, and Customer agrees, upon request, to do all things and acts necessary to protect Company's interest by adequately insuring the Deliverables against loss or damage from any cause and to have Company named as an additional insured. Customer will promptly provide Company with a copy of the relevant certificate of insurance upon Company's request.

11. SHIPPING.

a. Freight Charges. Company will ship all Deliverables in accordance with Company's freight shipment guidelines, which are set forth on the My Allegion Portal ("Freight Shipping Guidelines"), **WHICH TERMS ARE EXPRESSLY INCORPORATED HEREIN.**

b. Rush Charges. Expedited order options are available as set forth in Company's Freight Shipping Guidelines.

c. Packing and Marking. Company will pack, mark, and ship Deliverables according to its standard procedures for shipment, unless the parties agree, in writing, that Company will comply with any special instructions provided by Customer. Special instructions may result in an increased price.

d. International Shipments. For all international orders, a Shipper's letter of instruction must be submitted in writing with the order. Failure to do so will result in the order being rejected. Complete adherence to this order requirement will be strictly enforced. Company will not be held liable for any charges resulting from delays due to lack of complete required information being supplied.

e. Once received by the Company, a purchase order cannot be combined with any other order to increase average order size as it relates to Company's Freight Shipping Guidelines. However, for orders placed under Company's FastTrack 24 Hour/5 Day Program (available for Schlage, Von Duprin, LCN and Glynn-Johnson products); ii) FastTrack 24 Hour/3 Day Program (available for Ives products); or ProExpress (available for specific product lines stated in the ProExpress price book for Falcon, Ives, Glynn Johnson, LCN, Schlage and Von Duprin products), the applicable brands or product categories may, subject to certain order requirements identified by Company, be combined on a single order to increase average order size used in Company's Freight Shipping Guidelines.

12. CLAIMS. All claims must be submitted in writing to Company as follows: (i) All claims for prices must be submitted within thirty (30) days from the date of invoice; (ii) All claims regarding Deliverable quantity or incorrect orders must be submitted within ten (10) days from the date of delivery; (iii) All claims for damage to Deliverables (while in the care, custody, and control of Company) must be submitted within thirty (30) days from the date of invoice; (iv) All claims for loss or damage to Deliverables while in the care, custody, and/or control of a carrier will be the responsibility of Customer, unless otherwise agreed by the parties.

13. PRODUCT CHANGES. Company's product policy is one of ongoing update and revision, and accordingly, Company reserves the right to change, without notice, the design of, or the process of manufacturing, the Deliverables covered by this Agreement.

14. PRODUCT USAGE LIMITATION. Customer agrees: (i) not to sell or use a Deliverable in any manner contrary to the manner in which the Deliverable is intended to be used; and/or (ii) not to modify the design of any Deliverable for use with another product without the prior written consent of Company.

15. PRODUCT RETURNS. Unless otherwise agreed by the parties in writing, Deliverables that are correctly furnished by Company per the purchase order may not be returned unless Customer receives written authorization from Company. If returns are authorized by Company, a return merchandise authorization ("RMA") number must be provided by Company. Deliverables identified under such RMA must be returned to Company within 90 days of issuance of the RMA. Such RMA number and any accompanying RMA documents, the original invoice number, and a written explanation for the return must be included with the returned Deliverables in order for Company to inspect and approve a credit for the return. **For warranty returns**, a credit in the amount of the original purchase price will only be issued if, after Company's receipt and inspection of the returned Deliverables, Company confirms, in its sole discretion, the defect is valid and approves the return. **For non-warranty returns/convenience returns**, in the event Company approves such a return, in its sole discretion, the following shall apply: (a) the total amount of Deliverables requested to be returned shall be a minimum of $250.00; (b) a credit will be made to Customer's account in the amount of the original purchase price less freight and a handling charge of 45% of the net material on the original invoice; and (c) only Deliverables that are new, current, standard, non-obsolete, non-specially manufactured, unused, in their original condition as at the time of sale by Company to Customer, in their original packaging and in Customer's inventory less than 180 days from the date of shipment by the Company, and not ordered as part of a master key solution may be considered by Company for return. Such credit will only be issued if, after Company's receipt and inspection of Deliverables, Company approves the return. The amount of final credit will be determined upon receipt at the factory and following Company's inspection and analysis of the condition of the returned material. Company retains the right to deny credit to anyone for any reason.

16. CONFIDENTIAL INFORMATION.

a. Non-Use And Non-Disclosure. Customer shall not use the Confidential Information of the Company except for the purpose of performing its obligations under this Agreement or exercising the rights granted herein (the "Purpose"). Customer shall protect Confidential Information of the Company from disclosure and unauthorized use in the same manner that it protects its own Confidential Information, but in no event shall such standard of care be less than reasonable care. Customer may disclose Confidential Information of the Company only to its employees who require such information for the Purpose and who are subject to confidentiality obligations at least as protective as those set forth herein.

b. Proprietary Information and Advice. (a) All designs, data, and specifications provided by Company are proprietary and may not be disclosed or reused by Customer without the prior written consent of Company; (b) Company assumes no obligation or liability for any advice given by Company, the results obtained, or damages incurred as a result of such advice, and all such advice is given and accepted at Customer's risk.

c. Return. Upon the termination or expiration of a purchase order or this Agreement or upon the request of the Company, the Customer agrees to end all further use of, to immediately return to the Company the original version of, and to delete or destroy all copies of, any and all Confidential Information of the Company.

17. TRADEMARKS. Except as agreed to by Company in writing, Customer agrees not to (a) use Company's name in any form of publicity; or (b) use, create, register or market, directly or indirectly, in whole or in part, Company's names, logos, brands, or any other trademarks, or names that are now or may hereafter be owned by Company, as part of Customer's corporate or business name, as part of an internet domain name, uniform resource locator (URL), or in any way connected with Customer's business, trade address or other designations. Upon termination of this Agreement or upon the request of company for any reason, any use of Company's trademarks or names will be immediately discontinued.

18. LIMITED WARRANTY.

COMPANY MAKES NO OTHER WARRANTIES EXCEPT THOSE STATED IN COMPANY'S LIMITED WARRANTY IN EFFECT ON THE DATE COMPANY ACCEPTS EACH APPLICABLE PURCHASE ORDER ("LIMITED WARRANTY"). THE LIMITED WARRANTY MAY BE FOUND IN THE APPLICABLE PRICE BOOK AND ON THE ALLEGION CUSTOMER WEBSITE, WHICH TERMS ARE EXPRESSLY INCORPORATED HEREIN BY REFERENCE. COMPANY WILL MAIL CUSTOMER A HARD COPY OF THIS WARRANTY UPON CUSTOMER'S WRITTEN REQUEST. IN THE EVENT THAT CERTAIN DELIVERABLE WARRANTIES ARE NOT FURNISHED BY THE COMPANY TO CUSTOMER, COMPANY WARRANTS ONLY TO CUSTOMER THAT THE DELIVERABLES WILL BE FREE FROM DEFECTS IN MATERIAL AND WORKMANSHIP FOR A PERIOD OF 12 MONTHS FROM THE DATE OF SHIPMENT OF THE DELIVERABLES. COMPANY'S SOLE OBLIGATION UNDER THIS WARRANTY IS LIMITED TO REPAIRING OR REPLACING, AT COMPANY'S OPTION, THE DEFECTIVE DELIVERABLE, PROVIDED WRITTEN NOTICE OF THE DEFECT OR NONCONFORMANCE IS PROVIDED BY CUSTOMER WITHIN 30 DAYS OF DISCOVERY OF THE DEFECT OR NONCONFORMANCE. COMPANY DISCLAIMS ALL OTHER WARRANTIES, EXPRESS OR IMPLIED, WITH RESPECT TO THE DELIVERABLES, INCLUDING BUT NOT LIMITED TO, ANY IMPLIED WARRANTIES OF NON-INFRINGEMENT, MERCHANTABILITY, OR FITNESS FOR A PARTICULAR PURPOSE.

a. Exclusions. The provisions of this Limited Warranty do not apply to Deliverables that: (A) are not the proper size for the application; (B) are not installed in accordance with Company's published installation instructions; (C) are installed with improper or incorrect parts and/or are used for purposes for which they are not designed or intended; (D) have been repaired or altered without the Company's prior written consent; (E) have been subjected to misuse, abuse, negligence or accident; (F) have been improperly stored, installed, maintained or operated; (G) have been used in violation of written instructions provided by Company to Customer; (H) have been subjected to improper temperature, humidity, or other environmental conditions, or (I) have been affected by normal wear and tear. In addition, the provisions of this Limited Warranty do not apply to any defects or issues with the design or performance of equipment or products not manufactured by Company, nor does it apply to any code compliance or permit requirements for the assembly, installation, erection or construction of any goods. Company is not responsible for loss or damage resulting from use of Deliverables in conjunction with parts or systems not manufactured by Company. Accessories or products furnished by the Company, but manufactured by others, shall carry whatever warranty the manufacturers have conveyed to the Company and which can be passed to Customer.

b. Services. Company warrants that its services will be free from defects in material and workmanship for a period of 12 months from the date of completion of the particular items of service. Company's sole obligation under this service warranty is limited to repair or reperformance, at its option of the service, provided however, if repair or reperformance is either impractical or impossible, the Company will refund to Customer that portion of the price paid to Company for any defective service, provided written notice of the defect or nonconformance is provided by Customer within 30 days of discovery of the nonconformance.

c. Notification. Customer agrees to immediately notify Company in writing if any claim is made against Customer for any damages caused by any modules, parts, products, service or other Deliverables which may be the direct result of any defect in the manufacture of such aforementioned products. Customer agrees to cooperate with Company and its counsel in the defense of such claim and Customer agrees not to settle such claim without Company's written consent. If Customer fails to notify Company of such claim or fails to cooperate in such defense as aforesaid, then Company shall be discharged from any obligations under this Section and shall have no further liability to Customer.

d. Exceptions. The following costs and expenses are not covered by the provisions of these limited warranties: (i) labor costs for the removal and reinstallation of Deliverables or other manufacturer's products; (ii) shipping and freight expenses required to return Deliverables to Company; (iii) normal maintenance; and (iv) economic losses. In addition, the provisions of this warranty are not applicable to anything other than defects in Company's material (products only) or workmanship.

19. LIMITATION OF REMEDIES.

CUSTOMER'S EXCLUSIVE AND SOLE REMEDY ON ACCOUNT OF, OR IN RESPECT OF, THE FURNISHING OF NON-CONFORMING DELIVERABLES, SHALL BE TO (A) SECURE REPAIR OR REPLACEMENT OF THE PRODUCTS; OR (B) SECURE REPAIR OR RE-PERFORMANCE OF THE SERVICES OR TO OBTAIN A REFUND OF THE PRICE PAID FOR THE DEFECTIVE SERVICE, ALL AT COMPANY'S OPTION. IN NO EVENT WILL THE COMPANY'S MAXIMUM LIABILITY EXCEED THE SELLING PRICE FOR THE DELIVERABLE. THE WARRANTY, OBLIGATIONS AND LIABILITIES OF COMPANY (INCLUDING ITS SUPPLIERS) AND THE RIGHTS AND REMEDIES OF CUSTOMER ARE EXCLUSIVE AND ARE IN LIEU OF AND CUSTOMER HEREBY WAIVES AND RELEASES ALL OTHER WARRANTIES, OBLIGATIONS, REPRESENTATIONS OR LIABILITIES EXPRESS OR IMPLIED ARISING BY LAW, IN CONTRACT, TORT (INCLUDING NEGLIGENCE OR STRICT LIABILITY) OR OTHERWISE, INCLUDING BUT NOT LIMITED TO (I) ANY IMPLIED WARRANTY OF MERCHANTABILITY OR FITNESS FOR A PARTICULAR PURPOSE OR ANY WARRANTY IMPLIED THROUGH COURSE OF PERFORMANCE, COURSE OF DEALING, OR USAGE OF TRADE OR (II) CLAIMS ARISING OUT OF THE NEGLIGENCE OF COMPANY OR COMPANY'S SUPPLIERS OR (III) ANY OTHER CLAIM ARISING OUT OF, CONNECTED WITH, OR RESULTING FROM THE PERFORMANCE OF COMPANY OR FROM THE DESIGN, MANUFACTURE, SALE, REPAIR, LEASE OR USE OF THE DELIVERABLE, OR ANY COMPONENT THEREOF, DELIVERED OR RENDERED HEREUNDER OR OTHERWISE.

20. INDEMNIFICATION AND LIMITATION OF LIABILITY. a. Customer shall indemnify, defend and hold Company, and its officers, directors, employees, customers, Affiliates, suppliers, users and agents, (collectively the "Indemnitees") harmless from and against any and all damages, claims, losses, expenses, costs, obligations, liabilities, including without limiting the generality of the foregoing, liabilities for court costs and attorneys' fees, suffered directly or indirectly by an Indemnitee by reason of, or arising out of any injury, death or loss to any person, or injury to any property (collectively, "Damages"), received or sustained by any person(s) or property, arising out of, occasioned by, attributable or related to i) any breach of any representation or warranty made by Customer, its officers, directors, employees, affiliates, users, agents, representatives or customers to Company or any third party, (ii) any failure by

Customer to perform or fulfill any of its covenants, acts and/or omissions to Company or to any third party, or (iii) any litigation, proceeding or claim by any third party relating in any way to the obligations of Customer and/or the Deliverables sold by Company to Customer hereunder. Customer shall not consummate any settlement of any indemnified claim without the Indemnitees' prior written consent. Customer's obligation to indemnify Indemnitees will continue in full force and effect notwithstanding the termination or expiration of any order under this Agreement. In any claim against an Indemnitee by an employee of Customer or any subcontractor or anyone directly or indirectly employed by any of them or anyone for whose acts they may be liable, the indemnification obligations set forth in this Section shall not be limited in any way by or for Customer or any subcontractor under any applicable worker's compensation act, disability or other employee benefit act, or insurance coverage. This provision shall survive termination of any order or Agreement. **IN NO EVENT WILL COMPANY, ITS OFFICERS, DIRECTORS, EMPLOYEES, CUSTOMERS, AFFILIATES, USERS AND AGENTS, (NOR COMPANY'S SUPPLIERS) BE LIABLE FOR ANY INCIDENTAL, CONSEQUENTIAL, INDIRECT, SPECIAL, OR PUNITIVE DAMAGES OF ANY KIND OR NATURE UNDER ANY CIRCUMSTANCES INCLUDING, BUT NOT LIMITED TO, LOSS OF USE OF THE PRODUCTS, SERVICE INTERRUPTION, LOSS OF PROFITS, LOSS OF REVENUE, LOSS OF INTEREST, LOST GOODWILL, LOSS OF DATA, WORK STOPPAGE, IMPAIRMENT OF OTHER GOODS, LOSS BY REASON OF SHUTDOWN OR NON-OPERATION, INCREASED EXPENSES OF OPERATION, OR CLAIMS OF CUSTOMER'S CUSTOMERS, OR ANY OTHER LOSSES OR DAMAGES ARISING OUT OF ANY LACK OR LOSS OF USE OF THE DELIVERABLES WHETHER BASED ON CONTRACT, WARRANTY, TORT (INCLUDING, BUT NOT LIMITED TO, STRICT LIABILITY OR NEGLIGENCE), PATENT INFRINGEMENT, OR OTHERWISE, EVEN IF ADVISED OF THE POSSIBILITY OF SUCH DAMAGES.**

b) **INTELLECTUAL PROPERTY INDEMNITY.** Company makes no representation or warranty to the Customer that the Deliverables shall not infringe any intellectual property rights including, without limitations, claims arising from patent, copyright, trademark, trade secret, or other intellectual property infringement. Customer agrees to hold Company harmless from and defend the Company against any such claim of intellectual property infringement, including any Damages resulting from that claim, the cost of complying with any preliminary or permanent injunction, and all other costs of defense (including the attorneys' fees and costs), in connection with the foregoing.

c) To the extent that applicable law does not permit any limitations set out in this Agreement, such limitation shall not be applied or invoked. Nothing in this Agreement will be interpreted to disclaim liability of Company or the Indemnitees for gross negligence or willful misconduct. The limitations of remedy and liability herein shall not be interpreted to affect Company's obligations, if any, for claims for (i) property damage, (ii) personal injury, or (iii) wrongful death asserted by persons who are not parties to or beneficiaries of this Agreement. Further, the limitations of remedy and liability herein shall not be interpreted to limit Company's or Customer's right, if permitted by applicable law, to assert a claim for contribution among joint tortfeasors in connection with a claim by a person who is not a party to this Agreement.

21. CERTIFICATIONS. Certification of Deliverables for compliance with UL and ANSI standards are tested and performed by third-party independent laboratories. Any field modification or alteration of certified Deliverables will void certification and Company is not liable to Customer to certify any modified or altered Deliverable.

22. TERM FOR CLAIMS. NO ACTION ARISING OUT OF ANY CLAIMED BREACH OF THIS AGREEMENT BY COMPANY MAY BE BROUGHT BY CUSTOMER MORE THAN ONE (1) YEAR AFTER THE CAUSE OF ACTION HAS ARISEN.

23. CONSUMER PRODUCTS
WITH RESPECT TO "CONSUMER PRODUCTS" AS DEFINED UNDER THE MAGNUSON-MOSS WARRANTY ACT ("MMWA"), THE FOLLOWING STATEMENTS ARE MADE. (A) SOME STATES OR LOCAL LAWS DO NOT ALLOW LIMITATIONS ON HOW LONG AN IMPLIED WARRANTY LASTS, SO THE ABOVE LIMITATION MAY NOT APPLY TO YOU; (B) IF ANY IMPLIED WARRANTY IS PROVIDED UNDER THE MMWA, IT IS LIMITED TO THE DURATION OF THE WARRANTY PROVIDED IN SECTION 18 ABOVE. (C) SOME STATES OR LOCAL LAWS DO NOT ALLOW THE EXCLUSION OR LIMITATION OF INCIDENTAL OR CONSEQUENTIAL DAMAGES, SO THE ABOVE LIMITATION OR EXCLUSION MAY NOT APPLY TO YOU; AND (D) THIS WARRANTY GIVES YOU SPECIFIC LEGAL RIGHTS AND YOU MAY ALSO HAVE OTHER RIGHTS WHICH VARY FROM STATE TO STATE OR LOCATION TO LOCATION.

24. FORCE MAJEURE/EXCUSABLE DELAY. Any delay or failure of Company to perform its obligations hereunder will be excused to the extent that it is caused by an event or occurrence beyond Company's control such as, by way of example and not by way of limitation, acts of God, acts by any governmental authority (whether valid or invalid), governmental laws and regulations not presently in effect, fires, floods, windstorms, explosions, riots, natural disasters, wars, sabotage, accidents, labor problems (including, without limitation, lockouts, strikes, and slowdowns) at Company's facility, its source plant or their suppliers, inability to obtain power, material, labor equipment, or transportation, or court injunction or order. The delivery date will be extended for a time equal to that of the delay and the schedule for Company's performance will be deemed adjusted to that effect.

25. ENTIRE AGREEMENT AND AMENDMENT. This Agreement, together with the attachments, exhibits, webpages, or supplements specifically referenced and incorporated herein, constitute the entire agreement between Company and Customer with respect to the matters contained herein and supersede all previous communications, representations, or agreements, either oral or written between Company and Customer. No agreement or understanding varying or expanding this Agreement will be binding upon either party unless it is in writing and signed by a duly authorized representative of each party hereto.

26. CONFLICTS. In the event of any conflict or inconsistency between the terms of any agreement, or any part of an agreement or the various documents (including, but not limited to, electronic documents) between Company and Customer, unless the parties agree otherwise in writing, the various components of the agreements shall be given the following precedence (in descending order of precedence): a) any master agreement or long term agreement between Company and Customer; b) any specific terms, conditions and/or warranties of the individual products or Deliverables; c) the terms and conditions of this Agreement, and d) any purchase order.

27. UNSATISFACTORY CREDIT/TERMINATION FOR INSOLVENCY OR DEFAULT.
Customer shall furnish Company with statements evidencing Customer's financial condition as Company may, from time to time, reasonably request, and shall notify Company immediately of any and all events that may have a material adverse effect on Customer's business or financial condition. If Company determines, in its sole discretion, that Customer's financial condition or creditworthiness is inadequate or unsatisfactory, then in addition to Company's other rights, Company may without liability or penalty, take any of the following actions: (i) modify the payment terms for any outstanding and/or future purchases; (ii) cancel any previously accepted orders; (iii) delay any further shipment of Deliverables to Customer; or (iv) any combination of the above.

Company may immediately terminate an order from Customer by giving written notice to Customer in the event of the happening of any of the following or any other comparable event: (i) insolvency of the Customer; (ii) filing of a petition in bankruptcy by or against the Customer; (iii) appointment of a receiver or trustee for the Customer; (iv) execution of an assignment for the benefit of creditors by the Customer, all of which will allow Company to demand reclamation of all affected orders; (v) Customer ceases or threatens to cease to trade; (vi) Company determines that Customer does not meet or no longer meets the credit requirements of Company or Customer's credit account is closed; (vii) any Customer violation of law, specifically including, without limitation, those laws set forth in this Agreement.

In the event of termination in accordance with this section, Company will not be obligated to accept any existing or additional orders from Customer and Company will be released from its obligation to deliver under orders accepted prior to such termination. The rejection or termination of any order by Company will not entitle Customer to any termination or severance compensation, or to any payment in respect to any goodwill established by Customer, or render Company liable for damages on account of the loss of prospective profits, or on account of any loss, expenditure, investment or obligation incurred or made by Customer.

No action taken under this Section 27 by Company (nor any failure of Company to act under this Section 27) will constitute a waiver by Company of any of its rights to enforce Customer's obligations, including the obligation of Customer to make payments as required under this Agreement. Upon termination of any order, all amounts owed by Customer to Company will become immediately due and payable, whether or not otherwise then due or payable.

28. CREDIT RISK ON RESALE OF DELIVERABLES. Customer is responsible for all credit risks with respect to, and for collecting payment for, all Deliverables sold to third parties (including End Users, installers, and/or general contractors) whether or not Customer has made full payment to Company for such Deliverables. The inability of Customer to collect payment for any Deliverable shall not affect Customer's obligation to pay Company for any Deliverable.

29. GOVERNING LAW; VENUE; AND EXPENSES. Any dispute or claim relating to this Agreement shall be governed by and construed according to the laws of the State of Indiana (excluding its conflict of laws principles); and not by the provisions of the 1980 United Nations Convention on the International Sale of Goods. Any disputes or claims shall be instituted and maintained in the courts of the State of Indiana. Customer consents to the exercise of jurisdiction over it by such courts and agrees that Indiana is not an inconvenient forum for any action arising from or relating to this Agreement. Customer agrees to pay for all expenses (including, but not limited to, collection costs, court costs and attorneys' fees) incurred by Company in enforcing the obligations of Customer under this Agreement.

30. RELATIONSHIP OF THE PARTIES. Nothing in this Agreement or any other document creates an employment, partnership, joint venture, or agency relationship between Company and Customer, including that of franchisee/franchisor. No party will have any power or authority to enter into any commitment on behalf of or otherwise bind the any other party on any matter. No employee of Customer will be deemed to be an employee of Company. If any provision of this Agreement is deemed to create a franchise relationship or business opportunity between the Parties, then Company may terminate any purchase order or this Agreement or the Parties shall negotiate in good faith to modify this Agreement so as to effect the original intent of the Parties as closely as possible in a mutually acceptable manner in order that the transactions contemplated hereby are consummated as a reseller agreement and not a franchise or business opportunity agreement.

31. SETOFF. Customer does not have the right to setoff or to back charge against any amounts which become payable to Company under this Agreement or otherwise. Company will not accept responsibility for backcharges for the cost of material or labor by Customer or any third party.

32. ELECTRONIC COMMUNICATIONS AND ELECTRONIC SIGNATURES. Both parties expressly agree to electronic transactions and acknowledge that documents they sign electronically will bind them to the same extent as a paper signature. Customer represents and warrants to Company that only employees authorized to bind Customer legally shall electronically sign any document under this Agreement. Customer shall comply with any method of electronic communication/payment processing specified by Company, including electronic funds transfer, pay-on-receipt processes/systems, order transmission, releases, electronic signature, and electronic communication systems, including, without limitation, the use of electronic data interchange ("EDI") portals. Notwithstanding the foregoing, e-mails, even those containing a signature block of one of Company's representatives, shall not constitute a signed writing.

33. COMPLIANCE WITH APPLICABLE LAWS.
a. General. Company and Customer will comply with all applicable federal, state and municipal laws, regulations, codes, ordinances and orders that pertain to the Deliverables, including but not limited to full compliance with any applicable provisions of The Health Insurance Portability and Accountability Act. Where the Customer is located outside the United States, or where the customer intends to ship the product outside the United States, the Customer shall be responsible for compliance with all U.S. export laws, and for filing all U.S. Electronic Export Information, as applicable.

b. The Customer acknowledges and agrees that: (i) it shall not violate applicable laws and regulations in performing its duties under this Agreement; (ii) it does not and shall not engage in any conduct that shall violate any applicable anti-bribery or anti-corruption laws or regulations; (iii) it (and its owners, officers, directors, employees and agents) shall not pay, offer, promise or authorize the payment of, either directly or indirectly, anything of value (including but not limited to cash, gifts and entertainment) to (a) any government official or employee of any government; (b) any official or employee of any department, agency, or instrumentality of a government; (c) any employee of any corporation or entity owned or controlled by a government; (d) any family member of such officials or employees; (e) any political party, party official, or political candidate; or (f) any other persons, owners, officers, directors, employees and agents of any corporation or entity; to improperly or illegally assist in obtaining or retaining business (including but not limited to any contracts, avoidance of duties or reduction of tariffs, reduction of taxes or

to obtain money owed, or to obtain regulatory approval) or for the purpose of causing, soliciting or inducing the sale and purchase of the Deliverables by any party, and (iv) it has full knowledge of and will comply with the Company's Code of Conduct for Business Partners as set forth on the Allegion customer website, **WHICH IS HEREBY INCORPORATED BY REFERENCE.**

c. The Customer shall indemnify and hold the Company harmless from any claim, demand, expense or cost arising from any breach of this Article.

d. The Customer shall permit the Company to conduct an audit or review of the Customer's financial books and records and business operations at such other times that the Company considers it necessary to confirm compliance with this provision. Such audit may be conducted by representatives of the Company or, at the Company's sole discretion, by a certified public accounting firm selected by the Company. The Customer shall cooperate with any inquiries from the Company's Ethics & Compliance Group.

e. A violation of this provision constitutes a material breach of this Agreement and the Company may terminate any purchase order or this Agreement immediately, with no opportunity to cure, in accordance with Section 27 of this Agreement.

f. Notwithstanding the foregoing provisions of this Section 33, (i) Company is not responsible for obtaining or maintaining any permits for the performance of services or the verification or compliance with any code requirements relative to the performance of services, (ii) to the extent any sale of Deliverables pursuant to this Agreement may require approval of the U.S. Government, Company's obligations under this Agreement are conditioned upon the grant of such approval and upon compliance by Customer with any restrictions imposed by the U.S. Government in connection with such approval, and (iii) in the event the Deliverables are to be used in a nuclear facility, the Customer shall, prior to such use, arrange for insurance or governmental indemnity protecting Company against liability. The Customer hereby releases and agrees to indemnify Company and its suppliers for any nuclear damage including, but not limited to, loss of use, in any manner arising out of the nuclear incident, whether alleged to be due, in whole or in part by Company or its suppliers.

g. No Inducements. Each party represents to each other that neither it nor any person acting on its behalf has, in contravention of any applicable law, given or offered to give or will give or offer to give, any sum of money or other material consideration to any person, directly or indirectly, as an inducement to obtain business hereunder or to influence the granting of licenses or other governmental permissions to enter into this Agreement or perform obligations hereunder.

h. Equal Employment Opportunity. Company is a U.S. federal contractor that complies with Executive Order 11246, as amended, and applicable regulations in 41 CFR Parts 60-1 through 60-60, 29 U.S.C. § 793 and applicable regulations in 41 CFR § 60-741; and 38 U.S.C. § 4212 and applicable regulations in 41 CFR Part 60-250 and 60-300. **THE FOLLOWING PROVISIONS ARE INCORPORATED HEREIN BY REFERENCE:** Executive Order 11246, as amended by Executive Order 13672, and 41 CFR § 60-4.3(a); Executive Order 11701 and 41 CFR §§ 60-250.5(a), 60-300.5; Executive Order 11758 and 41 CFR § 60-741.5(a); U.S. immigration laws, including the L-1 Visa Reform Act of 2004 and the H-1B Visa Reform Act of 2004; and Executive Order 13496.

i. Ethical Business Conduct. Customer shall adopt and comply with Company's Business Partner Code of Conduct which is **EXPRESSLY INCORPORATED HEREIN BY REFERENCE.**

34. REPRESENTATIONS AND WARRANTIES. Customer represents, warrants and covenants to Company that: (a) it has the right, power, and authority to enter into this Agreement and fully perform its obligations hereunder; (b) it has all necessary rights in and to its respective Content and Marks for use within the scope of this Agreement, including the licenses granted herein; and (c) it complies, and at all times shall comply, with all laws, rules, and regulations in effect that are applicable to its performance under this Agreement, including obtaining all such approvals and/or permits as may be required hereunder.

35. NO THIRD-PARTY BENEFICIARY. Each party is entering into this Agreement solely based on the representations contained herein for its own purposes and not for the benefit of any third party.

36. NOTICES AND CHANGE OF ADDRESS. All notices or other communications under this Agreement shall be in writing and delivered in person, or sent by receipted courier, express mail, e-mail, or postage prepaid certified or registered mail, addressed to the party for whom it is intended, at the addresses set forth in this Agreement. Either party may change its address for notice by giving written notice to the other party. Any notice or other communication shall be deemed given no later than the date actually received. Notice by courier, express mail, certified mail, or registered mail shall be deemed given on the date it is officially recorded as delivered and, in the absence of such record of delivery, it shall be rebuttably presumed to have been delivered on the third Business Day after it was deposited. Notices sent by e-mail require tangible confirmation of receipt from addressee.

37. ASSIGNMENT. Customer may not assign this Agreement without the prior written consent of Company. Company may assign its rights and delegate its duties under this Agreement, without the prior consent of Customer, to an Affiliate, or to a third party in the event of a spin-off, merger, business combination, consolidation or sale of all, or substantially all, of its assets or business that are related to this Agreement. The rights and duties in this Agreement shall bind and inure to the benefit of any such assignee.

38. SEVERABILITY. If any provision of this Agreement is held to be invalid, illegal, or unenforceable under any statute, regulation, ordinance, executive order, or other rule of law, that provision will be deemed severed to the extent necessary to comply with such statute, regulation, ordinance, order, or rule. In the event such provision is deemed severed, the parties will negotiate in good faith to arrive at an alternative arrangement approximating the original business objective of the parties. The remaining terms and conditions of this Agreement will remain in effect.

39. NO IMPLIED WAIVER. The failure of either party at any time to require performance by the other party of any provision of this Agreement will in no way affect the right to require such performance at any time thereafter, nor will the waiver of either party of a breach of any provision of this Agreement constitute a waiver of any succeeding breach of the same or any other provision.

40. MISCELLANEOUS. (a) This Agreement does not make either party the agent or legal representative of the other party. Neither party is authorized to create any obligation on behalf of the other party including, but not limited to, the obligation for payment of any service or warranty obligation hereunder; (b) The rights and remedies herein reserved to Company are cumulative and additional to any other rights and remedies provided at law or equity; (c) The official text of this Agreement is in the English language. If this Agreement is translated into another language, the English text will govern any question with respect to interpretation; (d) The headings in this Agreement are for convenience of reference only and do not affect the meaning of this Agreement in any manner.

DEFINITIONS.

Capitalized terms have the meanings set forth in this Section, or in the Section in which they first appear in this Agreement.

"Agreement" means these Allegion Terms and Conditions of Sale and Service, together with any applicable Country Supplement or Region Supplement provided by Company, and all of the documents referenced herein or therein.

"Affiliate" means any Person that directly or indirectly, through one or more intermediaries, controls, is controlled by, or is under common control with, the Company. The term "control" (including the terms "controlled by" and "under common control with") means the possession, directly or indirectly, of the power to direct or cause the direction of the management and policies of a Person, whether through the ownership of voting securities, by contract or otherwise.

"Business Day" means any day except Saturday, Sunday or any other day on which commercial banks located in the United States are authorized or required by Law to be closed for business.

"Company" means Schlage Lock Company, LLC or any subsidiary or affiliate thereof selling products that are part of the Allegion product portfolio. Schlage Lock Company and/or its subsidiary or affiliates will be severally but not jointly liable under the Agreement.

"Company Marks" refers to the Marks of Company.

"Confidential Information" shall mean any and all information provided by either party to the other party pertaining to the disclosing party's business. Confidential Information shall include, but not be limited to, any bitting lists, formulae for products, manufacturing processes, production techniques, packaging processes, methods, research materials, ideas, marketing plans and related materials, quality standards, test results and data, apparatus, engineering drawings, contract documents, computer software, hardware, or firmware, business activities information such as financial information, reports, projections, books and records, customer and supplier information, and operations, customer and supplier lists and data, specifications, know how, and other Proprietary Information or Trade Secrets (as defined herein) that either party may furnish to the other party. Confidential Information shall not include information that: (a) is or becomes publicly known if such public knowledge or disclosure is not the result of any act or failure to act on the part of the receiving party; (b) is, at the time of disclosure, already known to the Receiving Party without utilizing the Confidential Information; (c) is information disclosed to the Receiving Party by a third party which is not to the Receiving Party's knowledge, after inquiry of the third party, under a duty of confidentiality to the Disclosing Party; or (d) is independently developed by the Receiving Party without the use of Confidential Information. The Receiving Party shall have the burden of proof as to prior knowledge and absence of breach. Confidential Information may be furnished in any tangible or intangible form including, but not limited to, writings, drawings, computer and other electronic media, logic diagrams, component specifications, graphs, prototypes, samples, or verbal communications and regardless of whether such information is marked or designated as "confidential." For the avoidance of doubt, all information, knowledge or data disclosed by Company to Customer, regardless of whether disclosed in written, tangible, oral, visual or other form, including, without limitation, sample products, equipment, software, or other objects or material, provided by Company to Customer, and all information, knowledge or data which was obtained by Customer from visits to Company's facilities, shall be considered "Confidential Information" under this Agreement.

"Content" means all information (including without limitation any text, music, sound, photographs, video, graphics, data or software), in any medium, on a particular Company Web page or Website or in Marketing Materials.

"Customer" means the purchaser of Deliverables from Company.

"Deliverables" means any good or service or both purchased by Customer from Company under these General Terms and Conditions of Sale and Service.

"End Users" means the purchaser that (a) has acquired a Deliverable from Customer for (i) its own and its Affiliate's/Affiliates' internal use and not for resale, remarketing or distribution or (ii) incorporation into its own products and (b) is an individual or entity, other than any federal, state or local agency, office or division.

"IP" means all intellectual property and industrial property rights comprising or relating to/ of the following: (a) Patents; (b) Trademarks; (c) internet domain names, whether or not Trademarks, registered by any authorized private registrar or Governmental Authority, web addresses, web pages, website and URLs; (d) works of authorship, expressions, designs and design registrations, whether or not copyrightable, including copyrights and copyrightable works, software and firmware, application programming interfaces, architecture, files, records, schematics, data, data files, and databases and other specifications and documentation; (e) Trade Secrets; and (f) all other intellectual property and industrial property rights, and all rights, interests and protections that are associated with, equivalent or similar to, or required for the exercise of, any of the foregoing, however arising, in each case whether registered or unregistered and including all registrations and applications for, and renewals or extensions of, such rights or forms of protection pursuant to the Laws of any jurisdiction throughout in any part of the world.

"Marketing Materials" means all marketing brochures, buckslips, pamphlets, emails, text, call scripts or other material, whether in printed format, audio or audiovisual format, or in any other format, that contain any (i) Content relating to the Company Deliverables or (ii) Company Marks.

"Marks" means collectively the domain names, trademarks, trade names, service marks, trade dress, logos, and the like used or provided by either party for use in connection with this Agreement.

"Patents" means all patents (including all reissues, divisionals, provisionals, continuations and continuations-in-part, re-examinations, renewals, substitutions and extensions thereof), patent applications, and other patent rights and any other Governmental Authority-issued indicia of invention ownership (including inventor's certificates, petty patents and patent utility models).

"Person" means a person or entity.

"Price Books" mean Company's current Price Book in effect for the applicable Deliverable being purchased by Customer.

"Trade Secrets" means and includes business or technical information of either party, including processes, formulas, devices, techniques, compilations and other material that a party attempts to maintain in secret and that derive commercial value for such party from not being generally known to the public or readily ascertainable through independent development or reverse engineering.

Commercial

The following specific product terms and conditions are applicable only to the extent provided herein. All other terms and conditions contained in the General Terms and Conditions of Sale and Service provided in this Price Book will govern the sale of products identified in this Price Book.

This price list supersedes and cancels all previous price lists. Prices shown are subject to change without notice.
All prices may be subject to discount. Contact Customer Care for clarification.
Minimum Order Size for Channel Discount:
All orders less than $500.00 list shall be discounted at book net.

Claims and Returns:

Due to Schlage error:

- Claims for shortages and/or incorrectly filled orders must be filed with Customer Service within 30-days of receipt of material.
- Incorrect order acknowledgments must be changed by emailing request to Customer Care territory email box upon receipt of acknowledgment. Refer to inside cover of this book.
- Invoice adjustments must be faxed to Credit Adjustments @ (317) 810-3048 within 30-days of receipt of invoice.
- Returned goods will not be accepted without prior written approval from Schlage. Credit will be based upon the Return Material Authorization (RMA) issued by Customer Service or the Allegion Consultant and final acceptance by Schlage. Returns must be prominently marked with the RMA number and follow return guidelines on the RMA form.
- Product considered being defective after review by the Allegion Consultant must be returned to the Schlage Lock Company facility in Security, Colorado accompanied by an RMA. Replacement orders for defective product will be entered by Customer Service at the time of notification.

Claims and Returns:

Due to Customer error:

- It is the policy of the Schlage Lock Company to not accept returns of any materials that are correctly furnished as per the dealer's purchase order.
- Return of product due to customer order error or accommodation must be pre-arranged with the Allegion Consultant and approved by Business Unit Manager.
- Returns are subject to a minimum restocking charge of 35% for unopened cases.
- Materials are not returnable.
- Product must be received in original factory condition and certified as such by Schlage Receiving.

Under no circumstances is Schlage liable for incidental or consequential damages. Charge-backs will not be allowed.

Commercial

Delivery:

For the following:	Expect this delivery:
Non-Master Keyed orders	Factory items will individually be assigned ship dates based on current lead times.
Master Keyed orders or Non-Master Keyed orders prominently marked on the order to "Ship Complete"	The entire order will be assigned ship dates grouped by factory location. Items with longest current lead times determine ship date for other items from that location.

Claims and Returns:

All orders will be acknowledged with scheduled ship dates. Specific scheduled ship dates are not guaranteed by Schlage because of the nature of product, labor, availability of product or manufacturing conditions that might be beyond our control. Schlage will not be liable for back charges incurred based on availability of product in accordance with acknowledged ship dates. Selected Products are available to specific channels of distribution for 1 and 5-day delivery through the Allegion FastTrack Program. The Allegion FastTrack Program is subject to separate terms and conditions.

Order Changes or Cancellations:

Type of Change	Type of Product		
	▪ Primus® Keys	Normal Factory Lead Time items	⌛ Extended Factory Lead Time items
1. Change to: – Product, creating a different SKU number – Keying	Not Accepted	▪ OK within first **2-days** from receipt of order. ▪ If after **2-days**, item must be deleted from order (see 3, 25% handling charge will apply) and entered as a new order (see 2).	▪ OK within first **10-days** from receipt of order. ▪ If after **10-days**, item must be deleted from order (see 3, 50% handling charge will apply) and entered as a new order (see 2).
2. Change to: – Increase quantity of existing item(s) – Add new item(s)	Not Accepted	▪ New order with normal lead-time must be generated for additions. Same terms & conditions will be applied if requested so long as the original order has not been shipped. ▪ Additions received after the original order ships must be entered as a new order and will stand-alone for lead-time and terms & conditions.	
3. Change to: – Delete item(s) – Reduce quantity of existing item(s) – Cancel order	Not Accepted	▪ OK within first **2-days** from receipt of order. ▪ If after **2-days**, subject o handling charge of 25% of the net price of the deleted item(s).**	▪ OK within first **10-days** from receipt of order. ▪ If after **10-days**, subject o handling charge of 50% of the net price of the deleted item(s).**

* *Includes any change to key symbol, door identification and/or cylinder pinning.*
** *Handling charges are billed on the original order.*

Notes: **1)** Change orders must be emailed to your Customer Care territory email box. Please state change order request in subject line. For questions call (877) 671-7011.
2) Customer Care will acknowledge receipt of change orders and action taken.
3) Change orders resulting in handling charges require customer review prior to change being made.

Residential

The following specific product terms and conditions supersede the general terms and conditions of sale and service only to the extent provided herein. All other terms and conditions contained in the General Terms and Conditions of Sale and Service provided in this price book will govern the sale of products identified in this price book.

The price list in this price book supersedes and cancels all previous price lists contained in any other price books or versions thereafter. Prices shown are subject to change without notice. All prices are subject to discount. Contact customer service for clarification.

Service Charges:
Service charges on past due invoices (except validly disputed items) will be assessed as follows: 1 1/2% per month or the maximum allowable by law on past due amounts open as of the last day of each calendar month until the past due amounts are paid.

Changes or Cancellations:
Changes or cancellations to an order must be in writing and may result in additional charges for labor and/or materials. Changes may result in a delay in the scheduled ship date. Additions to orders will be entered as separate stand-alone orders and must qualify for all terms of sale, including discounts, on an individual basis. Changes or deletions resulting in an order size of less than our minimum will not be accepted. Orders for non-cataloged, special or nonstandard items may not be canceled. Factory orders may not be changed within 7 days.

Claims and Returns:
Claims for shortages and/or incorrectly filled orders must be filed with Customer Service within 10 days of receipt of material.
Price adjustments must also be made in writing to Customer Service within 30 days from receipt of invoice. No returned goods will be accepted without written approval from Schlage. Credit will be based upon the written authorization of the Schlage representative and final acceptance by Schlage. Such returns must be prominently marked with the return goods authorization number and shipped prepaid. Returns, if approved, will be subject to a minimum restocking charge of 35% for unopened cases received in the same condition as when sold by Schlage. Materials are not returnable. Charge-backs will not be allowed.

Taxes:
Prices do not include any present or future Federal, State or local property, license, privilege, sales, use, excise, gross receipts or other like taxes or assessments which may result from transactions or any services performed in connection therewith.

Delivery:
Orders will be assigned ship dates and acknowledged accordingly, based on estimates of availability of products. Specific scheduled ship dates are not guaranteed by Schlage because of the nature of product, labor, availability of material or manufacturing conditions that might be beyond our control. Schlage will not be liable for back charges incurred based on availability of product in accordance with acknowledged ship dates.

Certifications:
Schlage products, as noted in our catalog, are produced and tested by independent laboratories for compliance with UL and ANSI standards. Any field modification or alteration of product will void certification.

Copyright 2014, Allegion
All rights reserved. Printed in U.S.A.

Product Warranties: Commercial Applications

3 Year Limited Mechanical Warranty and 1-Year Limited Electromechanical Warranty

Schlage Lock Company, LLC (the "Company") extends a three year limited mechanical warranty and one year limited electromechanical warranty to the original user of the products manufactured by the Company (the "Products") against defects in material and workmanship from the date of purchase. Certain Products contain restrictions to this limited warranty, additional warranties, or different warranty periods. Please see below for specific Product warranty information.

What The Company Will Do: Upon return of the defective Product to the Company or its authorized distributor for inspection, free and clear of all liens and encumbrances and accompanied by the statement of defects of proof of purchase, the Company will replace the Product.

Original User: These warranties only apply to the Original User of Products. These warranties are not transferable.

What Is Not Covered: The following costs, expenses and damages are not covered by the provisions of these limited warranties: (i) labor costs including, but not limited to, such costs for the removal and reinstallation of Products; (ii) shipping and freight expenses required to return the Products to the Company; or (iii) any other incidental, consequential, indirect, special and/or punitive damages, whether based on contract, warranty, tort (including, but not limited to strict liability or negligence), patent infringement, or otherwise, even if advised of the possibility of such damages. Some states do not allow the exclusion or limitation of incidental or consequential damages, so the above exclusion or limitation may not apply to you.

The provisions of these limited warranties do not apply to Products: (i) used for purposes for which they are not designed or intended; (ii) which have been subjected to alteration, misuse, abuse, negligence, or accident; (iii) which have been improperly stored, installed, maintained, repaired or operated; (iv) which have been used in violation of written instructions provided by Schlage; (v) which have been subjected to improper temperature, humidity, or other environmental conditions (i.e., corrosion); or (vi) which, based on the Company's examination, do not disclose to the Company's satisfaction non-conformance to the warranties. Additionally, the Company will not warrant ANSI A156.2 Grade 2 lever Product installed in educational facilities and student housing.

Additional Terms: The Company does not authorize any person to create for it any obligation or liability in connection with the Products. **The Company's maximum liability under these warranties is limited to the purchase price of the Product.** No action arising out of any claimed breach of these warranties by the Company may be brought by the Original User more than one (1) year after the cause of action has arisen.

How State Law Applies: These warranties give you specific legal rights, and you may also have other rights which vary from state to state.

SPECIFIC PRODUCT WARRANTY RESTRICTIONS/ADDITIONAL WARRANTIES:

ND-Series Levers 10-Year Mechanical Warranty
The limited warranty is for a period of seven (7) years for products shipped prior to January 2012. 10-year for products shipped after January 2012.

Small Format Interchangeable Core (SFIC) Warranty
The limited warranty also applies to Schlage locks and housings when used with another manufacturer's cores, or to Schlage cores (i.e, SFIC) when used in another manufacturer's locks and housings. *The use of unauthorized cylinder cams or other components with the Products shall void these warranties.*

Everest 29, Everest 29 Primus, Everest 29 Primus XP, Everest, Everest Primus, and Everest Primus XP Limited Lifetime Key Breakage Warranty
A limited lifetime warranty is provided to the original user against breakage and is subject to the restrictions of these limited warranties.

Portable Security Limited Lifetime Warranty
A limited lifetime warranty is provided to the original user and is subject to the restrictions of these limited warranties.

Exclusions: Oil Rubbed Bronze finish (613) is designed to improve over time and change in appearance, creating a living finish through daily use and thus, finish discoloration is not applicable to the above warranty.

Product Warranties: Residential Applications

Lifetime Limited Mechanical & Finish Warranty and 1-Year Limited Electronics Warranty

Subject to the terms and conditions of this warranty, Schlage extends a lifetime limited mechanical and finish warranty and a one-year limited electronics warranty to the original consumer user ("Original User") of our Schlage brand product ("Product") against defects in material and workmanship, as long as the Original User occupies the residential premises upon which the Product was originally installed.

What Schlage will do: Upon return of the defective Product to Schlage, Schlage's sole obligation, at its option, is to either repair or replace the Product, or refund the original purchase price in exchange for the Product. Original User: This warranty only applies to the Original User of Products. This warranty is not transferable.

What is not covered: The following costs, expenses and damages are not covered by the provisions of this limited Warranty: (i) labor costs including, but not limited to, such costs as the removal and reinstallation of Product; (in) shipping and freight expenses required to return Product to Schlage; and (iii) any other incidental, consequential, indirect, special and/or punitive damages, whether based on contract, warranty, tort (including, but not limited to, strict liability or negligence), patent infringement, or otherwise, even if advised of the possibility of such damages. Some local laws do not allow the exclusion or limitation of incidental or consequential damages, so the above exclusion or limitation may not apply to you.

The provisions of this warranty do not apply to Products: (i) used in commercial applications; (ii) used in common area applications; (iii) used for purposes for which they are not designed or intended; (iv) which have been subjected to alteration, abuse, misuse, negligence or accident; (v) which have been improperly stored, installed, maintained or operated; (vi) which have been used in violation of written instructions provided by Schlage; (vii) which have been subjected to improper temperature, humidity or other environmental conditions; or (viii) which, based on Schlage's examination, do not disclose to Schlage's satisfaction non-conformance to the warranty. Additionally, this warranty DOES NOT COVER scratches, abrasions, or deterioration due to the use of paints, solvents or other chemicals.

Exclusions: Oil Rubbed Bronze finish (613) is designed to improve over time and change in appearance, creating a living finish through daily use and thus, finish discoloration is not applicable to the above warranty. **Additional terms:** Schlage does not authorize any person to create for it any obligation or liability in connection with the Product. Schlage's maximum liability here under is limited to the original purchase price of the Product. No action arising out of any claimed breach of this warranty by Schlage may be brought by the Original User more than one (1) year after the cause of action has arisen.

How local law applies: This warranty gives you specific legal rights, and you may also have other rights as otherwise permitted by law. If this Product is considered a consumer product, please be advised that some local laws do not allow limitations on incidental or consequential damages or how long an implied warranty lasts, so that the above limitations may not fully apply. Refer to your local laws for your specific rights under this warranty.

Product Warranties: Residential Applications (Cont.)

Guaranteed Fit Program: Schlage products are designed to fit standard residential door preparations and retrofit existing tubular locks. Note: Mortise locks and preparations are not considered standard and are not guaranteed under this program. During the initial installation, if there is a problem with the Product's performance, the Original User may simply contact Schlage Customer Service at 888-805-9837 in the U.S. and Canada or 800-506-7866 in Mexico for assistance.

Program and warranty claims: If you encounter a residential door preparation or fit issue under the Guaranteed Fit Program or have a claim under this warranty, please contact Schlage Customer Service for repair, replacement or refund of the original purchase price in exchange for the return of the Product to Schlage.

DEXTER by SCHLAGE® Lifetime Mechanical Warranty and 5-year Finish Warranty

Subject to the terms and conditions of this warranty, Schlage Lock Company ("Schlage") extends a lifetime limited mechanical and 5-year finish warranty to the original consumer user ("Original User") of Schlage J Series products ("Product") against defects in material and workmanship, as long as the Original User occupies the residential premises upon which the Product was originally installed.

What Schlage will do: Upon return of the defective Product to Schlage, Schlage's sole obligation, at its option, is to either repair or replace the Product, or refund the original purchase price in exchange for the Product. Original User: This warranty only applies to the Original User of Products. This warranty is not transferable.

What is not covered: The following costs, expenses and damages are not covered by the provisions of this limited Warranty: (i) labor costs including, but not limited to, such costs as the removal and reinstallation of Product; (in) shipping and freight expenses required to return Product to Schlage; and (iii) any other incidental, consequential, indirect, special and/or punitive damages, whether based on contract, warranty, tort (including, but not limited to, strict liability or negligence), patent infringement, or otherwise, even if advised of the possibility of such damages. Some local laws do not allow the exclusion or limitation of incidental or consequential damages, so the above exclusion or limitation may not apply to you.

The provisions of this warranty do not apply to Products: (i) used in commercial applications; (ii) used in common area applications; (iii) used for purposes for which they are not designed or intended; (iv) which have been subjected to alteration, abuse, misuse, negligence or accident; (v) which have been improperly stored, installed, maintained or operated; (vi) which have been used in violation of written instructions provided by Schlage; (vii) which have been subjected to improper temperature, humidity or other environmental conditions; or (viii) which, based on Schlage's examination, do not disclose to Schlage's satisfaction non-conformance to the warranty. Additionally, this warranty DOES NOT COVER scratches, abrasions, or deterioration due to the use of paints, solvents or other chemicals.

Product Warranties, Additional Terms & Conditions: Commercial and Residential Applications

Additional Terms: The Company does not authorize any person to create for it any obligation or liability in connection with the Products. The Company's maximum liability under these warranties is limited to the purchase price of the Product. No action arising out of any claimed breach of these warranties by the Company may be brought by the Original User more than one (1) year after the cause of action has arisen.
How State Law Applies: These warranties give you specific legal rights, and you may also have other rights which vary from state to state.

Note: Should the Product be considered a consumer product as may be covered by the Magnusson Moss Federal Warranty Act, please be advised that: (1) Some states do not allow limitations or incidental consequential damages or how long an implied warranty lasts so that the above limitations may not fully apply; and (2) This warranty gives specific legal rights and a user may have other rights which may vary from state to state.

For warranty service and shipping instructions contact:

Schlage and Portable Security
Commercial Customers

Schlage
Customer Care
3899 Hancock Expressway
Colorado Springs, CO 80911

(877) 671-7011
Fax (800) 452-0665

Schlage and Portable Security
Residential and Retail Customers

Schlage
Customer Care
2119 East Kansas City Road
Olathe, KS 66061

(800) 847-1864 (option 1) Consumer
Fax (800) 366-5625

The Schlage Lock Company reserves the right to make changes in designs and specifications or to make additions or improvements on its products without notice and without incurring any obligation to incorporate them on products previously manufactured. The Schlage Lock Company is not responsible for any modification, addition or alteration to our products by others.

Distribution Function and Location Policy

The Schlage customer relationship includes the nonexclusive area of primary sales responsibility and the channel of distribution assigned by Schlage. It is vital to our success and for the effective management of the distribution of our products that the Schlage customer relationship, once it is satisfactorily established between us, should not be changed without our approval. Therefore, after selection by Schlage as a distributor of one or more of Schlage products, a customer should continue to perform that distribution function from the location of its business at the place or places utilized at the time of selection. A customer should not change its Schlage distribution function or establish a different or additional location without the prior written consent of Schlage.

Schlage reserves the right to discontinue, after appropriate notice, sale of its products to any customer which refuses to adhere to this policy. Schlage also reserves the right to change, in its sole discretion, the number and locations of the distributors authorized to distribute its products in any area. This determination will be based upon, among other considerations, the success or failure in developing the market for Schlage products.

Schlage Key Systems Sales Policy

Definition-

Standard keyways are C, CE, E, EF, F, FG, G, H, J, K, L. All other keyways are considered restricted.
Everest, Everest Primus, Classic Primus and all other restricted keyway products (Quad, Reversed, Numbered) manufactured by the Schlage Lock Company are offered for sale by policies set forth per product type and security levels through specific channels of distribution. Possession of this price book or any other Schlage price book does not constitute "the right to purchase" these products. Please refer to the sales policy below for terms and condition. The term keyway(s) refer(s) to keyway, key sections or side bit milling.

Standard Classic (Obverse) Key Sections- no restriction
Standard keyways are Classic (Obverse) C, CE, E, EF, F, FG, G, H, J, K, L.

Everest and Everest 29 Open (C and S Key Sections)
Everest and Everest 29 Open (C & S keyways) include non-Primus products with Everest C and Everest 29 S keyways and key sections. Schlage only sells Everest and Everest 29 Open products to commercial security professionals. Commercial security professionals purchasing Everest and Everest 29 Open products from Schlage are permitted to stock and to originate or duplicate keys without signature verification.

Purchasers of Everest and Everest 29 open (C & S) are permitted to resell the products in accordance with their distribution agreement to end users and to other commercial security dealers who have a professional locksmith on staff but are expressly prohibited from selling to:

i) Any residential retail outlet.
ii) Any individual or entity purchasing or selling products through any method of auction.

End User Keyways - Primus / Primus XP levels 3, 4 & 9, Everest D, Everest B, Everest 29 T, Everest 29 R, Quad, Reversed, Numbered.
End user restricted keyways are manufactured and sold by Schlage for use within the end user facilities only and are not for dealer or locksmith's use or distribution. The facilities are described as the "ship-to" address pre-authorized by the end user via a letter of authorization (LOA) or face sheet (depending upon the key system type).

End user keyway products may be stocked at the end user location only, unless authorized otherwise in writing by the end user. Every new end user system, using these restricted keyways, requires prior approval from the local RSO sales office management.

Restricted end user keyways may not be sold to any contract hardware dealer or wholesale distributor not open as a direct Schlage account as the time of the sale, unless authorization has been granted in writing by the local RSO sales office management where the end user reside.

Locksmiths/ dealers' keyways - Primus/ Primus XP levels 1, 1+, 2, 7, 8, Everest B234 & B235, Everest 29 R234 & R235.
Locksmith/ dealer key section can be sold to commercial locksmiths/ dealers only.

Right to stock and sell locksmiths/ dealers restricted keyways requires the appropriate written agreement with Schlage and approval by the local RSO sale office management. Please contact your local RSO sale office for a copy of these contracts and additional information.

Schlage hereby reserves the right to terminate or take any other legal action against any party that violates this policy.

Restricted Keyway Policy

Everest B, Everest 29 R
All Everest and Everest 29 SFIC (B and R Families) keyways are restricted.

When ordering a new keying system, include the following:

- Job (end-user) name, city, state and zip code.
- Letter of Authorization (LOA) – Authorized ship-to address for key blanks, cores and cut keys on end-user's official stationery. See **Forms & Examples** for sample letter of authorization.
- Numerically defined specifications for expansion of all branches of the key system.

The factory will assign a "facility code" which will appear on all keys and blanks for this job. When ordering additions to an existing keying system, include the following:

- Job (end-user) name, city, state and zip code.
- Facility code previously assigned by Schlage and stamped on all existing keys and blanks.
- Registry number of the keying system as established by Schlage.
- Letter of authorization on end-user's official stationery is required when:
  - End-user places order with new dealer.
  - Order is to be drop shipped to a different ship-to address than originally authorized by the end-user.
  See **Forms & Examples** for sample letter of authorization.

Bitting list (transcript) orders require a letter of authorization on the end-user's official stationery. Prevailing prices apply.

Everest D, Everest 29 T
All Everest D and Everest 29 T keyways are restricted.

When ordering a new keying system, include the following:

- Job (end-user) name, city, state and zip code.
- Letter of Authorization (LOA) – Authorized ship-to address for all products on end-user's official stationery. See **Forms & Examples** for sample letter of authorization.
- Numerically defined specifications for expansion of all branches of the key system.

The factory will assign a "facility code" which will appear on all keys and blanks for this job. When ordering additions to an existing keying system, include the following:

- Job (end-user) name, city, state and zip code.
- Facility code previously assigned by Schlage and stamped on all existing keys and blanks.
- Registry number of the keying system as established by Schlage.
- Letter of authorization on end-user's official stationery is required when:
  - End-user places order with new dealer.
  - Order is to be drop shipped to a different ship-to address than originally authorized by the end-user.
  See **Forms & Examples** for sample letter of authorization.

Quad, Numbered ("Paracentric") and Reverse Keyway Family Policy
A letter of authorization from the end-user is required for all orders for restricted keyway plugs, 0-bitted and 1-bitted products and all key blanks. Restricted keyway products are not available keyed random. The letter of authorization must include the address in which the materials will be shipped. Keyway or keyway family must be referenced in the letter. Letters must be dated and signed by the end user. Letters dated more than 6 months prior to the order submission date will not be accepted. Letters for projects that are ongoing may be older than six months if effective dates are referenced in the letter. With the exception of the signature, all other information must be typed.

Allowable End User Authorizations for Restricted Keyways:
The end user can authorize a dealer or distributor to order and inventory products if they so choose. This authorization requires the submission of a fully completed "Letter of Authorization" or "Signature Card", depending on the product type requirements, by the end user to Schlage.

Construction Core Program Policy

Full size and small format construction cores will be invoiced under standard payment terms. Credit for these cores, less the handling charge, will be issued upon their return to the factory. Please contact customer service for return authorization. Customers may not deduct payment for construction cores prior to completion of their authorized return.

Control Keys for Interchangeable Cores

A single control key will be added to orders containing interchangeable cores where a new masterkey system, master key system expansions requiring a different control key and all construction core orders are placed and does not include a control key on the purchase order. Construction core orders will include both a control and user key.

Primus® / Primus XP Sales Policy

Primus High Security cylinder products manufactured by the Schlage Lock Company are offered for sale through specific channels of distribution, based on stocking requirements and security levels. Possession of this price book or any other Schlage price book does not constitute "the right to purchase" Primus products.

Important: In stocking levels where purchase agreements are required, a fully executed purchase agreement, including initial minimum inventory order, must be in place before any Primus products may be quoted or purchased. Contact your RSO Consultant for specific details.

The prices contained herein apply to Primus Levels 1 through 9 with respect to the actual product. Availability of product is subject to additional conditions as follows:

Classic Keyways

PRIMUS/PRIMUS XP LEVEL 1: For retail locksmiths and Schlage dealers. Standard nationwide side bitting by keyway. Stocking level requires a separate Primus/Primus XP agreement. Initial inventory commitment required for distributors but not for participating locksmiths. Obverse keyways only. HP, JP and LP section keys are not available.

PRIMUS LEVEL 1 PLUS: For retail locksmiths. A side bitting is assigned on a nationwide exclusive basis to a specific Schlage wholesale distributor. Stocking level which requires a separate Primus purchase agreement and an initial minimum inventory purchase by the wholesaler and the locksmith. Obverse keyways only. HP, JP and LP section keys are not available. Cylinders are always furnished less key blanks (LKB).

PRIMUS XP LEVEL 1 PLUS: For retail locksmiths. An exclusive side bitting is assigned to dealer within the first three digits of the dealer physical location zip-code. Distribution through direct Schlage dealers. Stocking level which requires a separate Primus purchase agreement and an initial minimum inventory purchase. Obverse keyways only. Cylinders can be ordered LKB, KD, KA or MK.

PRIMUS/PRIMUS XP LEVEL 2: For Schlage dealers and large commercial locksmith businesses. Exclusive side bitting is assigned to dealer by time zone. Distribution through direct Schlage dealers. Stocking level which requires a separate Primus purchase agreement and an initial minimum inventory purchase. Obverse keyways only.

PRIMUS/PRIMUS XP LEVEL 3: End user level not stocked by dealers. Key systems are assigned a side bitting exclusive within 2-digit zip code (Level 3G) for orders of 60 - 1,999 Primus cylinders. Orders of fewer than 60 Primus cylinders are randomly assigned a side bitting from a small nationwide pool of side bittings (Level 3U). Distribution through Schlage dealers and Schlage wholesale distributors. Obverse and Quad keyways only.

PRIMUS/PRIMUS XP LEVEL 4: End user level not stocked by dealers. Key systems are assigned a side bitting exclusive within a time zone (Level 4Z) for orders of 2,000 - 3,999 Primus cylinders. A nationwide exclusive side biting (Level 4N) is assigned to key systems of 4,000 or more Primus cylinders. This exclusivity can be purchased for a separate fee for smaller quantities of cylinders. This price book does not contain the fee schedule. Contact your RSO Consultant for specific information. Distribution through Schlage dealers and Schlage wholesale distributors. Obverse and Quad keyways only.

Everest® Keyways

PRIMUS LEVEL 7: For retail locksmiths. Side bitting is assigned on a nationwide exclusive basis to a specific Schlage wholesale distributor. Stocking level which requires a separate Primus purchase agreement and an initial minimum inventory purchase by the Schlage wholesaler and the locksmith. Same as Level 1 PLUS above, but with Everest S Family keyways only.

PRIMUS XP LEVEL 7: For retail locksmiths. An exclusive side bitting is assigned to dealer within the first three digits of of the dealer physical location zip-code. Distribution through direct Schlage dealers. Stocking level which requires a separate Primus purchase agreement and an initial minimum inventory purchase. All Everest 29 key sections. Cylinders can be ordered MK, KA, KD or LKB.

PRIMUS/PRIMUS XP LEVEL 8: For Schlage dealers and large commercial locksmith businesses. Exclusive side bitting is assigned to dealer by time zone. Distribution through direct Schlage dealers. Stocking level which requires a separate Primus purchase agreement and an initial minimum inventory purchase. Equivalent to Level 2 above, but with Everest S Family keyways only.

PRIMUS/PRIMUS XP LEVEL 9: End user level not stocked by dealers. Key systems are assigned varying degrees of geographically exclusive side bittings based on a sliding scale of purchase commitment or separate fees. This price book does not contain the fee schedule. Contact your RSO Consultant for specific information. Distribution through Schlage dealers and Schlage wholesale distributors. Level 9U, 9G, 9Z, and 9N are equivalent to Levels 3U, 3G, 4Z, and 4N above, but with Everest S and T Family keyways.

The following side bit milling exclusivity criteria apply to both levels 3, 4 & 9:

- 1- 60 cylinders-Random assignment
- 61-1999 cylinders-First two digits of zip-code
- 2000-3999 cylinders-Time-Zone Exclusivity (also available for $10,000 fee for an organization who would like this exclusivity and doesn't meet cylinders quantity requirement).
- 4000 + cylinders-Nation Wide Exclusivity.(also available for $40,000 fee for an organization who would like this exclusivity and doesn't meet cylinders quantity requirement).

Important Ordering Information

See Forms & Examples: Primus and Everest 29 Primus Ordering Checklist for a checklist of information required to process a Primus order. Note that, for security reasons, all end user Primus levels (Level 3, 4 and 9) require a Facesheet (MS-E120) bearing an original signature. Opening orders for end user Primus levels also require a Signature Card (MS-E130) bearing original signatures. Facesheets and signature cards are used to authenticate the end user request for product, therefore orders received without the correct supporting documents (or without original signatures) are subject to delays or cancellations. Blank Facesheets and Signature Cards are included in the Forms & Examples section of this price book for your reference. Additionally, electronic version of these forms are available at allegion.com/us.

The Schlage Lock Company reserves the right to make changes in designs and specifications, to make additions or improvements on its products, or to discontinue products without incurring any obligation. The Schlage Lock Company is not responsible for any modification, addition, or alteration to our products by others.

Inventory commitment Requirements-Commercial Locksmiths Levels			
Primus XP		Everest 29 Primus XP	
Level 1	None	N/A	N/A
Level 1+	$7,500	Level 7 XP	$7,500
Level 2	25,000	Level 8	$25,000

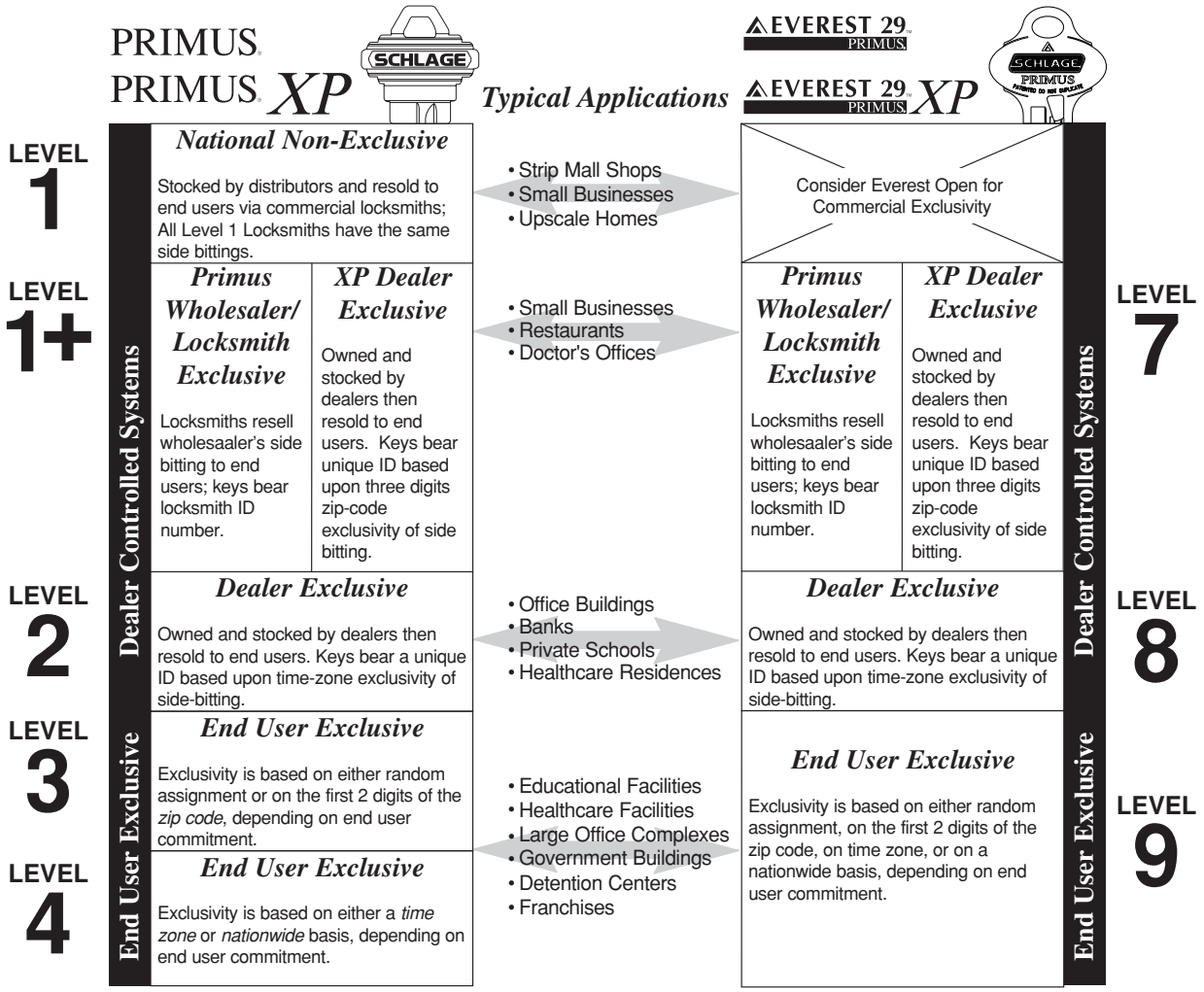

Electronic Validation from Schlage

Electronic Validation (e-validation) is an online system for the use of the end user to create electronic authorizations replacing the letter of authorization (LOA) and Primus Facesheet processes. This online validation system is designed to ease the burden of an end user providing authorizations for ordering restricted key and cylinder products on their behalf. Through this system, the end user can register for an online account with Schlage that will allow them to manage their shipping addresses, shipping contacts and additional authorized users for their restricted products. Through this system, they can then generate an electronic Facesheet that they can provide to the distributor of their choice to allow an order for restricted products to proceed. Enrolling in and using this feature will reduce the overall time for an order to be processed from the time that the end user has determined the need for product. The electronic Facesheet provided by the e-validation system can be faxed or emailed along with a distributors order reducing the time and energy required for original copies of Facesheets previously required. The system is for both new and existing restricted key system owners. For new restricted systems, a registration process will provide the ability to create the initiating Facesheet for the project.

Products/key systems eligible for e-validation:
Everest – B and D restricted family of keyways
Everest 29 – R and T restricted family of keyways
Primus – All keyway families that include the Primus feature
Primus XP – All keyway families that include the Primus XP feature

E-validation can be accessed at the following web address: HTTPS://mycredentials.allegion.com

Keyway Family of Master Key System	Standard Method of Shipment
• Classic Restricted (Numbered, Quad and Reverse) • Classic Primus (Obverse and Quad) • Everest Restricted (B and D Family) • Everest 29 Restricted (R and T Family) • Everest Primus (C and D Family) • Everest 29 Primus and Primus XP (S and T Family) • Classic Open (Obverse) • Everest Open (C Family) • Everest 29 Open (S Family)	**2-Day Air** • Tracking number is assigned to shipment • Recipient's signature is required upon delivery

All goods are shipped F.O.B. factory and become the customer's property when they pass into the hands of the transportation company. Schlage reserves the right to use our choice of carrier.

Note: Master keys need to be ordered separately and are not included by default, cylinders are shipped with operating keys standard.

Schlage Default Keyways

Schlage Commercial products (excluding Portable Security) Default keyway is Everest 29 S123 For other optional keyways, please specify
Schlage Electronics Default keyway is Everest 29 S123 For other optional keyways, please specify
Portable Security - Kryptonite: default to C keyway KD For made to order products, please specify the keying and keyway
Schlage Residential: (F, B60, Dexter) Default keyway is C

Hardware Finishes:
Schlage Lock finishes are durable, top quality finishes obtained by the careful processing of solid brass, bronze, stainless steel or other materials. Where required, a protective clear coating is applied and cured under high temperature. It is important that climatic conditions and usage be taken under consideration when selecting finishes. This is especially true in areas subjected to strong corrosive vapors, humid climate or sea air which, in a short time, may have a damaging effect on metal finishes. The longevity and preservation of the finish appearance is determined by base metal and finishing process. Clear protective coating or other organic finishing applications may require different methods of cleaning and care. As an example, non-clear coated finishes should not be cleaned with soaps or any solvents; organically coated surfaces should periodically be cleaned with a mild, nonabrasive soap and buffed lightly with a clean cloth. The type of base metal and finishing techniques must be considered when applying any cleaning or preservative method. Contact the Schlage Technical Services Department for further information on the care of finished hardware.

In some instances, for customer convenience, the most appropriate BHMA finish symbols are used to indicate similarity of appearance, regardless of base metal of finishing process. A, AL, CS, D, ND, F, FA, H, S, S200-Series and Dexter by Schlage levers are zinc-based material and are plated to match finishes indicated. L-Series will utilize a brass material for 612 and 613 finishes. Finishes of latches, strikes, cylinders/cores, and visible mounting screws, though similar in appearance, may differ from the finish of the trim. Finish numbers in the 600-Series are the BHMA (Builders Hardware Manufacturers Association) industry standard.

Commercial Finish Codes and Descriptions:
The nearest old U.S. equivalent code designations are shown in parenthesis ( ).

Symbol	Description
605 (3)	BRIGHT BRASS, Clear Coated
606 (4)	SATIN BRASS, Clear Coated
609 (5)	ANTIQUE BRASS, Satin Brass, Blackened, Satin Relieved, Clear Coated
612 (10)	SATIN BRONZE, Clear Coated
613* (10B)	OIL RUBBED BRONZE, Oxidized Satin Bronze, Oil Rubbed, No Coating
619 (15)	SATIN NICKEL, Satin Nickel Plated, Clear Coated

Symbol	Description
622 (19)	Matte Black
625 (26)	BRIGHT CHROMIUM PLATED, No Coating
626 (26D)	SATIN CHROMIUM PLATED, No Coating
629 (32)	BRIGHT STAINLESS STEEL, No Coating
630 (32D)	SATIN STAINLESS STEEL, No Coating
643e	AGED BRONZE, Clear Coated

** Oil rubbed bronze (613) is considered a category "B" finish by ANSI/BHMA and will vary in color when applied to different alloys and forms of base material. 613 will also vary from production lot and additionally from one manufacturer to another. Oil rubbed bronze will wear off over time due to the "rubbed" finishing method that has no protective coating or plating.*

Table of Contents

How to Order **Forms-2**
How to Determine Hando of Door Forms-2
How to Determine Hand of Parts (Handed Levers) Forms-2
Ordering Examples **Forms-3**
Sample Letter of Authorization for Everest™ Restricted Products **Forms-4**
Primus Checklist **Forms-5**
Order Forms **Forms-6**
Using Order Forms Forms-6
Sequential List of Order Forms Forms-6

To order Schlage products, descriptive data should be in the same sequence as shown:

LINE ITEM	QTY	PRODUCT	OUTSIDE		INSIDE		HAND	LATCH	DR STRIKE	THK	EXT	DIM	ADDITIONAL DETAILS
			DES	FIN	DES	FIN							
1	2	3	4	5	6	7	8	9	10	11	12	13	14

1. **LINE ITEM:** Line item number
2. **QTY:** Quantity
3. **PRODUCT:** Complete lock product or part number
4. **OUTSIDE DES:** Outside design code
5. **OUTSIDE FIN:** Outside finish code
6. **INSIDE DES:** Inside design code. Leave blank if same as outside design code.
7. **INSIDE FIN:** Inside finish code. Leave blank if same as outside finish code.
8. **HAND:** Hand of door. Only one hand allowed per line item.
   Example: RH=Right Hand, LH=Left Hand, RR=Right Reverse, LR=Left Reverse.

How to Determine Hand of Door

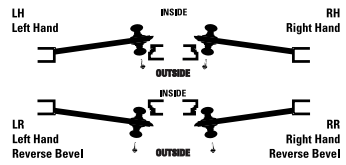

How to Determine Hand of Parts (Handed Levers)

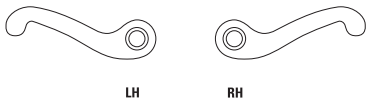

9. **LATCH:** Latch. Leave blank for standard or specify part number if non-standard latch is required. LLL=Less Latch.
10. **STRIKE:** Strike. Leave blank for standard or specify part number if non-standard strike is required. LLL=Less Strike.
11. **DR THK:** Door Thickness. Enter door thickness if non-standard. Example: 138=1 3/8", 214=2 1/4", 212=2 1/2".
12. **EXT:** Extension. Enter one of the following when doors 2" thick or greater are specified:
    EE = Extended Equally
    EI = Extended Inside
    EO = Extended Outside
    ED = Extended Differently

    EI or EO assumes the latch will be centered on a 1 3/4" door, to which material has been added.

13. **DIM:** Enter dimension for non-standard strike lip length and mortise cylinder or blocking ring length.

012 = 1/8"	118 = 1 1/8"
018 = 3/16"	114 = 1 1/4"
025 = 1/4"	138 = 1 3/8"
031 = 5/16"	112 = 1 1/2"
037 = 3/8"	158 = 1 5/8"
050 = 1/2"	134 = 1 3/4"
078 = 7/8"	200 = 2"
100 = 1"	400 = 4"

14. **ADDITIONAL DETAILS:** Enter detail for keying information and for special requirements.

LINE ITEM	QTY	PRODUCT	OUTSIDE DES	OUTSIDE FIN	INSIDE DES	INSIDE FIN	HAND	LATCH	DR STRIKE	THK	EXT	DIM	ADDITIONAL DETAILS
One A or F-Series passage lock with a Georgian knob & rose in 609 on the outside and a Plymouth knob & rose in 605 on the inside, drive-in latch and strike.													
1	1	A10S	GEO	609	PLY	605		11-110	10-058				
One D-Series classroom lock with Orbit interchangeable core knob for a 2 1/4″ thick door, extended equally, E keyway. Also furnish one control key blank.													
2	3	D70RD	ORB				RH			214	EE	138	E-111111
3	1	35-056											E section
Two AL-Series entrance locks with Saturn levers in US 10B with knurling on the outside, tamper resistant screws and keyed alike.													
4	2	AL53PD	8SA	613	SAT								KA Torx screws
One S-Series storeroom lock with Saturn levers in 612, four keys per lock.													
5	1	S80PD	SAT	612									4 keys total
6	2	50-215											Charge for extra cut keys
One L-Series passage lock with 05L 630 trim, with lead lined chassis.													
7	1	L9010	05L	630			RH						Lead lined per XL11-515
One B600-Series single cylinder deadbolt in US 26D outside, US 3 inside, less the strike, with construction core. No control or change keys.													
8	1	B660T		626					LLL				ICX
9	1	50-231											Handling Charge
One ND-Series lever lock in RHO 612, classroom function on the outside, storeroom on the inside. Construction and master keyed to new system. Furnish one master key and one construction master key.*													
10	1	ND70x80PD	RHO	612									Per XN12-006
11	1	49-101											Master Key
12	1	48-104											Construction Master Key
13	2	50-210											Master keying charge (1/cyl)
14	2	50-211											Constr. keying charge (1/cyl)
One A-Series lock with an Orbit knob in US 3, entrance function, and Primus level 1 cylinder, CP keyway, 0-bitted, no keys.													
15	1	A53LD	ORB	605									
16	1	20-724		606								122	Primus #000367, CP-000000, LKB
One mortise cylinder, 1 1/4″ long, which will operate a Von Duprin exit device													
17	1	20-001		626								114	
One hotel function L-Series lock with 17B trim in 625, large bow change keys and one large bow emergency key, F section, 0-bitted. Left hand door.													
18	1	L9485P	17B	625			LH						F-000000, 35-141 Keys
19	2	50-228											Charge for large bow keys substituted for standard bow keys
20	1	35-101											F section

** Use Master Keyed order form and Key System Summary when ordering.*

DISTRICT 10

End User Letterhead - REQUIRED

District 10 Schools
555 Main Street
End User City, State 55555
(555) 555-5555

May 1, 2003 ← ***Date - REQUIRED***

To: Schlage Dealer
100 East Avenue
Dealer City, State 11111

Dealer Name - RECOMMENDED

Include Registry Number & Facility Code (stamped on keys) for existing key systems

RE: District 10, Jones Elementary School ← ***Facility Name - REQUIRED***

Please consider this authorization to ship product for the above-referenced project.

Jones Elementary School is to be keyed using a new Everest 29 T Restricted Key System. For security reasons, we would like to have all keys for this facility shipped to a location other than the job site. Master keyed products, however, can be shipped directly to the site. This letter authorizes Schlage to ship our restricted products to the following addresses:

Master Keyed Products, Construction Keys, Locks Less Cylinders, and Locks with Construction Cores
Attn: Building Project Manager
District 10 Schools
555 Main Street
End User City, State 55555

Master Keys, Change Keys, Control Keys, and Key Blanks
Attn: Locksmith
District 10 Lockshop
1201 Fifth Avenue
End User City, State 55555

Authorized Ship-To Addresses - REQUIRED

These two addresses above serve as our only authorized shipment addresses for all orders placed for our facility. We understand that this letter will be kept on file and referenced for our future orders and that a new letter is only required to add, remove, or change authorized shipping locations.

Sincerely,

End User Representative
Facilities Manager

End User Representative Signature - REQUIRED

Letter may be mailed or faxed to Schlage

Schlage Restricted Order Processing
3899 Hancock Expressway
Colorado Springs, CO 80911

PRIMUS AND EVEREST 29 PRIMUS ORDERING CHECKLIST

TO FACILITATE ORDER ENTRY FOR KEYS, CYLINDERS, AND CARDS

IMPORTANT NOTES

To expedite processing of all Primus orders, it is highly recommended that Primus products be ordered separately

For Level One Plus and 7, All Cylinder Orders Will Be Supplied LESS KEYBLANKS Unless Otherwise Specified

For All Other Levels, All Cylinder Orders Will Be Supplied WITH KEYBLANKS Unless Otherwise Specified

PRIMUS	EVEREST 29 PRIMUS
FOR LEVEL ONE ✓ The Distributor's Primus number **MUST** be provided ✓ The Sequence number **MUST** be provided	**FOR LEVEL SEVEN** ✓ The Distributor's Primus number **MUST** be provided ✓ The Locksmith's Facility code **MUST** be provided ✓ The Keyway **MUST** be provided
FOR LEVEL ONE PLUS ✓ The Distributor's Primus number **MUST** be provided ✓ The Sequence number **MUST** be provided ✓ The Locksmith number **MUST** be provided	
FOR LEVEL TWO ✓ The Dealer's Primus number **MUST** be provided ✓ The Sequence number and/or Section **MUST** be Provided	**FOR LEVEL EIGHT** ✓ The Distributor's Primus number **MUST** be provided ✓ The Keyway **MUST** be provided
FOR LEVELS THREE & FOUR ✓ Orders Originating a System **MUST** include both an Original Facesheet and a Signature Card ✓ An Original Facesheet **MUST** accompany all succeeding orders ✓ The Primus number **MUST** be indicated on the Facesheet ✓ ALL fields on the Facesheet **MUST** be completed where applicable	**FOR LEVEL NINE** ✓ Orders Originating a System **MUST** include both an Original Facesheet and a Signature Card ✓ An Original Primus Facesheet **MUST** accompany all succeeding orders ✓ The Primus number **MUST** be indicated on the Facesheet ✓ ALL fields on the Facesheet **MUST** be completed where applicable

All Primus Orders & Supporting Documentation Should be Sent To:

Schlage
Attn: Primus Order Processing
3899 Hancock Expressway
Colorado Springs, CO 80911

Using Order Forms

We recommend using the order forms included with this price book when placing purchase orders for Schlage products. The following 14 pages of order forms are available for copying prior to placing your order. Bulk supplies of blank forms are also available upon request. Contact Customer Service to order bulk supplies of forms. Specify form number.

Sequential List of Order Forms

Description	Form Number	Rev Date	Total Pages	Available on allegion.com/us
Non-Master Keyed Order Form, First Page	MS-I250	3/14	1 page	•
Non-Master Keyed Order Form, Additional Page	MS-I300	3/14	1 page	•
Master Keyed Order Form, First Page	MS-I100	3/14	1 page	•
Master Keyed Order Form, Additional Page	MS-I150	3/14	1 page	•
Key System Summary	MS-I200	3/14	5 pages	•
Primus® Facesheet	MS-E120	3/14	1 page	•
Primus® Signature Card	MS-E130	3/14	1 page	•

QUOTE #	PRICE BOOK #	ALLEGION™	Non-Master Keyed ORDER	
SHIPPING INSTRUCTIONS				
REQUESTED SHIPDATE		MARK CARTONS:	ACCOUNT NO.	P.O. NO. DATE
ORDER WRITTEN BY		CUSTOMER NAME AND ADDRESS:	SHIP TO:	
FOR FURTHER INFORMATION, CONTACT: Name: Phone: Fax:				

LINE ITEM	QTY	PRODUCT	OUTSIDE		INSIDE		HAND	LATCH	STRIKE	DR THK	EXT	DIM	ADDITIONAL DETAILS Use for Key Section and Bitting Information, KA Groups, Primus® No., Locksmith ID No., etc.
			DES	FIN	DES	FIN							

SCHLAGE

MS-I 250 Rev. 3/14

Line Item	Qty	Product	Outside		Inside		Hand	Latch	Strike	Dr Thk	Ext	Dim	Additional Details Use for Key Section and Bitting Information, KA Groups, Primus® No., Locksmith ID No., etc.
			Des	Fin	Des	Fin							

Account No. _____ P.O. No. _____ Page _____of _____

SCHLAGE

Non-Master Keyed Order Add'l Page
MS-I300 Rev. 3/14

ALLEGION™

MASTER KEYED ORDER

This form must be attached to the
MASTER KEY SYSTEM SUMMARY FORM

Please provide as complete and accurate as possible so we can provide what you need for your Key System

Quote #:	Account No.:	P.O. #:
Shipping Instructions:	Mark Cartons:	Date:
Order Written By:	Customer Name and Address:	Ship to:
For Further Information Contact: Name: Phone: Fax:		

Items Ordered			OUTSIDE		HAND (Only one hand per line item)	INSIDE			LATCH	STRIKE	Enter door thickness if not standard	Enter when door thickness is greater/ equal to 2″	Dimen-sion for mortise cylinder, blocking ring, etc.	ADDITIONAL DETAILS
Lock Details			DESIGN	FINISH		DESIGN	FINISH							
Key/Label Instructions														
LINE ITEM	QTY	PRODUCT				QTY	Heading	DOOR #	KEY Symbol-(s)	MK Symbol-(s)	DR THK	EXT	DIM	

SCHLAGE

Items Ordered			OUTSIDE		HAND (Only one hand per line item)	INSIDE			LATCH	STRIKE	Enter door thickness if not standard	Enter when door thickness is greater/ equal to 2″	Dimension for mortise cylinder, blocking ring, etc.	ADDITIONAL DETAILS
Lock Details			DESIGN	FINISH		DESIGN	FINISH							
Key/Label Instructions						QTY	Heading	DOOR #	KEY Symbol(s)	MK Symbol(s)	DR THK	EXT	DIM	
LINE ITEM	QTY	PRODUCT												

ALLEGION™

MASTER KEY SYSTEM SUMMARY

This form must be attached to the **Master Key Order form and P.O.** Please provide as complete and accurate as possible so we can provide what you need for your Key System.

Job Name Address City / State Country		Account No. P.O.#

For detailed instructions on how to complete this form please refer to pages 4 & 5

System Overview

❑ New

❑ Attached Dealer Specified Combinations

❑ Existing (provide info below)

Registry # _____

Structure or
Factory Order # _____

1. Select System

Schlage

❑ Classic

❑ Classic Primus *

Everest®

❑ B (Small Format IC, Restricted *)

❑ C (Open)

❑ Primus® *

❑ D (Restricted *)

❑ Primus® *

Everest 29™

❑ R (Small Format IC, Restricted *)

❑ S (Open)

❑ Primus® *

❑ T (Restricted *)

❑ Primus® *

Falcon

❑ Standard

❑ Schlage C

❑ Restricted *

❑ Interchangeable Core A2

❑ Interchangeable Core A4

Everest 29 key sections are backwards compatible to Everest keyways and have the following relationships:

R family sections > B family keyways
S family sections > C family keyways
T family sections > D family keyways

Type

❑ 5-pin ❑ 6-pin ❑ 7-pin

See compatibility chart on page 5

Keyway Specified **: _____

*** = The Commercial Master Key Department makes the final decision in the selection of key sections*

Construction Keyed ❑ Yes ❑ No

Full Size Construction Cores (Schlage Only) ❑ ICA ❑ ICB ❑ ICC

Small Format Construction Cores ❑ Brown ❑ Green

Construction Keyed Type

❑ Falcon ❑ CK (BOK) ❑ Lost Ball

❑ Schlage ❑ CK (Split) ❑ RCK (5-Pin C only)

2. Select Keys & Key Stamping

Change Keys

No. Of Keys per Symbol _____

No. Of Keys per Cylinder _____

Type

❑ Standard Bow

❑ Standard Bow (Unembossed)

❑ Access Bow (Schlage Only)

❑ Large Bow

Key Stamp Details

❑ Keyset Symbol

❑ Do Not Duplicate (DND)

❑ With Custom Die (Specify) _____

❑ Non-standard Code (Specify) _____

Change Key Packaging and Shipping Instructions

Pack Keys Independently (PKI) of Lock or Cylinder ***

*** = *Furnished standard at no charge with Split-Key construction keying*

❑ Yes ❑ No

If PKI, ship change keys to:

❑ Dealer

❑ Other _____

❑ See Primus Facesheet

3. Select Cylinder Stamping

Cylinder Stamp Details

❑ With Industry Standard Key Symbol

❑ Non-Standard Code (Specify)

Cylinder Stamping Location

❑ Plug Face (N/A in Primus) - VKC

❑ Concealed (N/A in Falcon STD) - CKC

4. Select Key Quantities

Level	Qty. Per	Master Key Symbol (s)	Total Quantity
GGM			
GM			
MK or RMK			
Control			
Emergency			
Others			

Ship Master Keys To:

❑ Dealer ❑ See Primus Facesheet ❑ Other _____

Special Function	Qty. Per		Qty. Per
RCK (Lost Ball) ****		Full Size Construction Core Keys (Schlage Only)	
CK (Split Key) ****		Full Size Construction Core Control Keys (Schlage Only)	
Extractor Tools ****		Small Format Construction Core Keys	
		Small Format Construction Core Control Keys	

**** = *Use with Construction Keying*

5. Master Key Future Expansion

List Future MK Symbols		Approx. # of Change Key Symbols Under Each Future MK
Example: MK.....☑	BJ, BK	40 each
GGM ___ ❑		
GM ___ ❑		
MK ___ ❑		
MK ___ ❑		
MK ___ ❑		
MK ___ ❑		
Others ___ ❑		

6. Operating Instructions

(Unless otherwise specified, all hierarchical master keys will operate cross-keyed cylinders)

	Cross Keyed Cylinder	is operated by these change keys		Cross Keyed Cylinder	is operated by these change keys
X			X		
X			X		
X			X		
X			X		

7. Instructions and Compatibility

General Information

If you do not know the registry number (R#), structure number or the original factory order number for an existing system, contact Customer Service prior to placing the order:

Tel. 1-877-671-7011
Fax 1-800-452-0663

- Only one structure may be ordered on the same purchase order
- Classic refers to Obverse, Numbered (Paracentric), Quad, and Reverse key section families
- Classic Primus refers to Primus Obverse and Primus Quad key section families

Section 1: Select System

Full Size Construction Cores
- Schlage only

Small Format Construction Cores
- 7-pin only for Schlage
- 6- and 7-pin for Falcon

CK (Split)
- 6-pin for Schlage and Falcon
- Split key construction keying is not available for Classic Primus or Everest 29 Primus

RCK (Lost Ball)
- 5-pin (C keyway) only for Schlage
- 5-, 6-, and 7-pin for Falcon

System Selection
- Refer to the compatibility chart

Section 2: Select Keys and Key Stamping

Stamp Details
- Unless otherwise specified, industry standard key symbols are stamped on Everest 29™ and Primus® keys
- For custom die, attach RFQ approval for Schlage

Section 3: Select Cylinder Stamping

Type
- For cylinder type refer to the compatibility chart

Keyway (specify)
- Schlage Commercial's default key section for new Master Key Systems is Everest™ S145

Section 4: Key Quantities

Level

- Unless otherwise specified, the control key has the same cut as the highest-level key in the system (Except SFIC systems)

Special Function

- Construction keys are not furnished unless specified

Change Keys

- Unless otherwise specified 2 change keys are furnished per lock or cylinder

Section 5: Master Key Future Expansion

- Do not use the letters “I”, “O”, “CK”, “KA, or “KD” for any master key symbols

Section 6: Operating Instructions

- Cross keying reduces the security and expansion of key systems
- Unless otherwise specified, all hierarchical master keys will operate cross-keyed cylinders

Compatibility Chart

	5 Pin	6 Pin	7 Pin	Split Key	Block O-Key	Lost Ball	Temp Core	A2	A4	0.025	0.018
Schlage											
Classic	X	X		X		X	X				
Everest 29 S		X		X			X				
Everest 29 T		X		X			X				
Everest 29 R			X				X	X			
Classic Primus (XP)		X					X				
Everest 29 Primus (XP)		X					X				
Falcon											
Open	X	X	X		X	X					X
Restricted		X	X		X	X				X	
Schlage C		X		X							
SFIC Open		X	X				X	X	X		
SFIC Restricted		X	X				X	X	X		

SCHLAGE
PRIMUS®

Primus Face Sheet

Level 3, 4, and 9 Order Authorization

THIS ORIGINAL FORM MUST BE MAILED TO SCHLAGE COMMERCIAL DIVISION WITH YOUR ORDER
– FAXED COPIES NOT ACCEPTABLE –

DISTRIBUTOR INFORMATION ONLY:

DISTRIBUTOR NAME_____**DATE** _____

ACCOUNT # _____**DISTRIBUTOR PO#** _____

IF SOLD TO ANY ENTITY/INDIVIDUAL OTHER THAN END-USER SPECIFY NAME:_____

PRIMUS SECURITY LEVEL:

Classic Keyways	Everest 29 Keyways
☐ 3U (no exclusivity) ☐ 4Z (time zone exclusivity)	☐ 9U (no exclusivity) ☐ 9Z (time zone exclusivity)
☐ 3G (2-digit zip exclusivity) ☐ 4N (nationwide exclusivity)	☐ 9G (2-digit zip exclusivity) ☐ 9N (nationwide exclusivity)

NEW If new, complete project information and attach Primus® Signature Card (Schlage form MS-E130).

_____
Project Name (please print or type)

_____
Street (no P.O. Box) City State Zip

EXISTING If existing please indicate Primus #_____ (From Primus I.D. Card)
Name and phone # of individual who is knowledgeable about this project, should any clarification be necessary:

_____ ( )
Name Phone

SHIPPING INSTRUCTIONS:

It is the policy of Schlage Commercial to ship Level 3, 4, and 9 products directly to the end user / owner to maximize control and security of your Primus cylinders and keys. Be sure that the shipping address provided below includes the name of the specific individual in your organization to whom Primus cylinders and keys should be shipped. Schlage will ship to alternate locations, if so instructed, with the understanding that the undersigned assumes full responsibility for the security and care of the material to be so shipped. **Unless otherwise specified below, Level 3, 4, and 9 products will be shipped to the original end user / owner address on file.**

Masterkeys may be shipped to a separate location if desired, at no extra charge. If all keys are to be packed and shipped separately, there is an additional charge in accordance with Schlage PKI (Pack Keys Independently) pricing as listed in Schlage's current price book.

ORDER SHIPPING ADDRESS:

_____
Location Name

_____
Attention

_____
Street (no P.O. Box)

_____
City State Zip

CHANGE KEY ONLY SHIPPING ADDRESS:

_____
Location Name

_____
Attention

_____
Street (no P.O. Box)

_____
City State Zip

MASTER KEY ONLY SHIPPING ADDRESS:

_____
Location Name

_____
Attention

_____
Street (no P.O. Box)

_____
City State Zip

ALL KEYS SHIPPING ADDRESS:

_____
Location Name

_____
Attention

_____
Street (no P.O. Box)

_____
City State Zip

SIGNATURE BLOCK:

I hereby authorize the above Schlage distributor to order material for the Primus system specified above and I certify that I am the owner, or authorized agent of the owner of the Primus High Security Cylinder System specified above and I am authorized to place this order.

_____ _____
AUTHORIZED SIGNATURE **DATE**

— OVER —

Allegion

Schlage

Attn.: Primus Order Processing

3899 Hancock Expressway

Security, CO. 80911

THE PRIMUS FACESHEET MUST BE COMPLETED AND ATTACHED TO YOUR ORDER FORM.
AN INCOMPLETE PRIMUS FACESHEET WILL CAUSE UNNECESSARY DELAYS IN ORDER PROCESSING.
– FAXED COPIES NOT ACCEPTABLE –

SCHLAGE PRIMUS®

Signature Card

For Internal Use Only

Primus# _____ **Order#** _____

G/Z/E [ ] S/M [ ]

Level 3, 4, and 9 Order Authorization

THIS SIGNATURE CARD ESTABLISHES AUTHORIZATION TO PURCHASE ADDITIONAL PRIMUS HIGH SECURITY PRODUCT FOR THE SECURITY SYSTEM INSTALLED AT THE ADDRESS BELOW.

THIS ORIGINAL FORM MUST BE MAILED TO SCHLAGE COMMERCIAL DIVISION WITH YOUR ORDER
– FAXED COPIES NOT ACCEPTABLE –

PRIMUS SECURITY LEVEL:

Classic Keyways		Everest 29 Keyways	
3U (no exclusivity)	4Z (time exclusivity)	9U (no exclusivity)	9Z (time exclusivity)
3G (2-digit zip exclusivity)	4N (nationwide exclusivity)	9G (2-digit zip exclusivity)	9N (nationwide exclusivity)

PROJECT INFORMATION

Project Name (please print or type)

Street Address (no P.O. Box)

City State Zip Code

AUTHORIZED OWNER SIGNATURE(S):

If restrictions are not indicated and in multiple signature cases, the first signature will be regarded as the primary authority able to control other signers on this form.

1.

Name (please print or type) Street (no P.O. Box)

Title or Position City State Zip Code

Signature Date Phone Number

2.

Name (please print or type) Street (no P.O. Box)

Title or Position City State Zip Code

Signature Date Phone Number

3.

Name (please print or type) Street (no P.O. Box)

Title or Position City State Zip Code

Signature Date Phone Number

4.

Name (please print or type) Street (no P.O. Box)

Title or Position City State Zip Code

Signature Date Phone Number

5.

Name (please print or type) Street (no P.O. Box)

Title or Position City State Zip Code

Signature Date Phone Number

— OVER —

SCHLAGE

DEALER OR LOCKSMITH AUTHORIZATION (OPTIONAL WITH OWNER AUTHORIZATION/SIGNATURE)

Dealer or Locksmith Account # _____ Primus # _____

Dealer or Locksmith Company Name _____

Phone Number _____ Fax Number _____

Contact 1 (Please print or type) _____

Contact 1 Signature _____

Effective From: _____ to _____
Date Date

Owners Authorization By (Please print or type) _____

Owners Authorization Signature _____ Date

Address (no P.O. Box) _____

City _____ State _____ Zip Code _____

Contact 2 (Please print or type) _____

Contact 2 Signature _____

SPECIAL NOTE: **In the case where the end user / owner has assigned the Dealer or Primus Locksmith Signature authorization (as noted above), the Dealer or Primus Locksmith agrees to take full responsibility for validating the owner's signature as identified on the Primus Signature Card before ordering the material.**

SPECIAL INSTRUCTIONS: Please indicate any restrictions to authorized individuals listed on this form when purchasing additional Primus product or duplicating keys.

Please fill out a new Primus Signature Card in the event of changes, additions or deletions in authorized signatures and send with letter requesting changes to Schlage at the address below. Primus Signature Cards are available from authorized Schlage Primus distributors and Schlage Commercial upon request. We suggest that you make a copy of this completed form for your records. A photo copy or fax of this card will not be accepted.

Please mail the original copy to:

Schlage
Attn: Key Control Department
3899 Hancock Expressway
Colorado Springs, CO 80911

A Series

GRADE 2 CYLINDRICAL KNOB LOCK

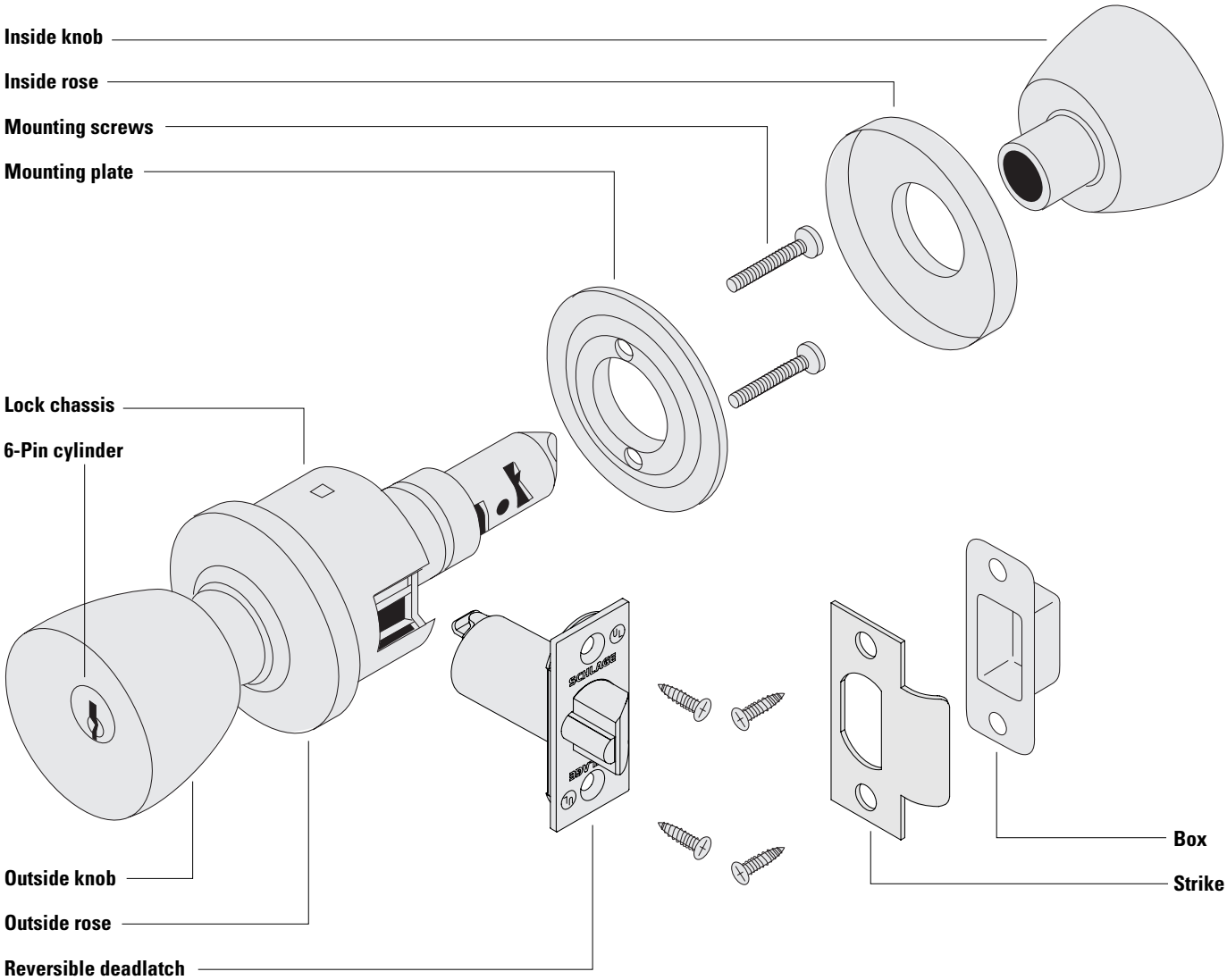

A Series
Ordering Procedures

To order Schlage products, descriptive data should be in the same sequence as shown below.

Line Item	Qty	Product	Outside		Inside		Hand	Latch	Strike	Dr Thk	Ext	DIM	Additional Details
			DES	FIN	DES	FIN							
1	10	A53PD	PLY	626	LEV	613	-	11-085	10-001	178	EE	-	KA

Line Item: Line item number
Qty: Quantity
Product: Product function + Cylinder code
Outside Des: Outside lever design
Outside Fin: Outside finish
Inside Des: Inside lever design: Specify only if different from the outside lever design
Inside Fin: Inside lever finish: Specify only if different from the outside finish
Hand: Hand of door: N/A for A lock
Latch: Product latch: Leave blank for standard latch or specify part number if non-standard latch is required.
Strike: Product strike: Leave blank for standard strike or specify part number if non-standard strike is required.
Dr Thk: Door thickness: Enter door thickness if non-standard. Example: 138=1 3/8", 214=2 1/4"
Ext: Extension: Enter for doors 1 7/8" or greater. Example: EE=extended equally, EI=extended inside, EO=extended outside, ED=extended differently
Dim: Dimension: Enter only for non-standard strike lip length
Additional Details: Enter additional detail for keying information or special requirements

Common Pricing Information	
1.	Locks are furnished with standard features unless otherwise specified.
2.	Door thickness is 1 ¾" unless otherwise specified.
3.	Split finishes and designs will be priced at the highest list price of the design and/or finish.
4.	⌛ denotes a lock or part that requires an extended lead time.
5.	✋ denotes a handed product and requires handing to be specified.
6.	For all restricted keyways (Everest D, Everest 29 T, Quad, Numbered, Reversed) add $17.50. This does not apply to Primus cylinders. See Terms and Conditions for ordering information and requirements.
7.	Locks, keys and cylinders containing restricted keyways require additional documentation to order. Please see Terms and Conditions for the specific requirements.
8.	Keyway must be specified for keyed functions and cylinders. If not specified, default keyway will be S123 for KA, KD and 0-bitted product and S145 for Factory managed masterkey systems.
9.	Multiple keying options are available. Locks and cylinders are furnished KD unless otherwise specified or excepted by notation.
10.	Control Keys for permanent and construction cores are not included with the lock or cylinder and must be ordered separately.
11.	Locks specified C keyway and KD will receive 6 pin cylinders keyed 5 pin with 5 pin keys. Locks specified 0-bitted will receive 6 pin cylinders with 6 pin keys.
12.	Full Size Interchangeable Cores (FSIC) are furnished 1-bitted unless otherwise specified. If 0-bitted is selected, the order will be entered as 1-bitted. This does not apply to FSIC Primus® cores.
13.	Conventional standard pinned cylinders, Primus cylinders (conventional and FSIC) can be supplied 0-bitted. If 1-bitted is selected, the order will be entered as 0-bitted.
14.	Available plug face finishes are 606 and 626. For brass or bronze finish colors, the plug face finish is 606. For chrome, nickel or stainless steel finish colors, the plug face finish is 626.
15.	Locks and cylinders will be furnished with 2 keys each as standard. Additional keys will be charge at the additional cut keys charge appropriate for the cylinder/key type

Table of Contents

Functions **A-4**
Complete Locks **A-5**
Options **A-7**
- Latches ... A-7
- Strikes ... A-7
- Lock Less Components ... A-8
- Non-Standard Door Thickness ... A-8
- Tamper Resistant Torx® Screws ... A-8
- Special Functions ... A-8

Parts **A-9**
- Knobs and Related Components ... A-9
- Roses ... A-9
- Latches and Related Components ... A-9
- Strikes ... A-10
- Plunger Parts ... A-11
- Reinforcements and Adapters ... A-11
- Finished Miscellaneous Parts ... A-12
- Miscellaneous Parts ... A-12
- Screws ... A-13
- Screw Packs ... A-13
- Torx Screw Packs ... A-13
- Cylinder Reference Table ... A-13

Complete Cylinders **See Cylinders Section**
How To Order **Forms & Examples**

Product Identification

A 53 P D

Latch Suffix
- **D** = Deadlatch
- **S** = Springlatch

Cylinder Suffix
- **P** = 6-Pin Cylinder
- **L** = Less 6-Pin Cylinder
- **R** = Full Size Interchangeable Core
- **J** = Less Full Size Interchangeable Core
- **M** = Everest 29 SL Full Size Interchangeable Core
- **T** = Full Size Construction Core
- **Z** = Everest SL 7 pin Cylinder

Function

Lock Series

Finish Codes and Descriptions

Code		Description
605	(US 3)	Bright Brass
606	(US 4)	Satin Brass
609	(US 5)	Antique Brass
612	(US 10)	Satin Bronze
613	(US 10B)	Oil Rubbed Bronze
625	(US 26)	Bright Chromium Plated
626	(US 26D)	Satin Chromium Plated
629	(US 32)	Bright Stainless Steel
630	(US 32D)	Satin Stainless Steel
643e	(US 11)	Aged Bronze

Standard Features

BHMA CERTIFIED

Certification	ANSI/BHMA Certified A156.2-2011, Series 4000, Grade 2, UL Listed for 3-hour fire door.
Latch	1" x 2 1/4", Square corner faceplate, 7/8" housing diameter, 1/2" throw
Strike	1 1/8" x 2 3/4", Square corner, T-strike, box
Backset	2 3/8"
Cylinder	6-Pin solid brass, keyed 6-pin, S123 keyway, keyed different (KD)
Door Range	1 3/8" – 1 7/8"
Keys	Two nickel silver cut keys per lock, 6-pin, S123 section

ANSI/BHMA Certified A156.2-2011, Series 4000, Grade 2, UL Listed for 3-hour fire door.

Non-Keyed Locks

SCHLAGE ANSI

A10S F75

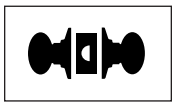

Passage Latch
Both knobs always unlocked.

A25D

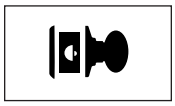

Exit Lock
Blank plate outside. Inside knob always unlocked. Specify door thickness.

A30D F77

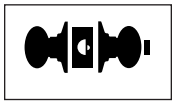

Patio Lock
Push-button locking. Turning inside knob or closing door releases button, preventing lock-out.

A40S F76

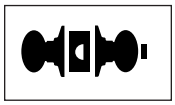

Bath/Bedroom Privacy Lock
Push-button locking. Can be unlocked from outside with small screwdriver. Turning inside knob or closing door releases button.

A43D F79

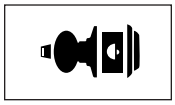

Communicating Lock
Turn-button in outer knob locks and unlocks knob and inside thumbturn.

A170

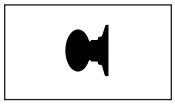

Single Dummy Trim
Dummy trim for one side of door. Used for door pull or as matching inactive trim.

Keyed Locks

A53PD F109

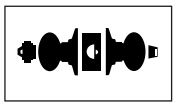

Entrance Lock
Turn/push-button locking; pushing and turning button locks outside knob, requiring use of key until button is manually unlocked. Push-button locking; pushing button locks outside knob until unlocked by key or by turning inside knob.

A70PD F84

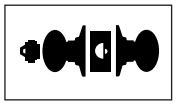

Classroom Lock
Outside knob locked and unlocked by key. Inside knob always unlocked.

A79PD

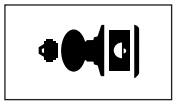

Communicating Lock With Blank Plate
Locked or unlocked by key from outside. Blank plate inside.

A80PD F86

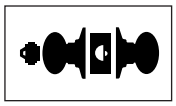

Storeroom Lock
Outside knob fixed. Entrance by key only. Inside knob always unlocked.

A85PD F93

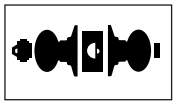

Faculty Restroom Lock (with Indicator Cylinder)
Outside knob fixed. Entrance by key only. Push-button in inside knob activates visual occupancy indicator, allowing only emergency master key to operate. Turning inside knob or closing door releases visual occupancy indicator. Rotation of inside spanner-button provides lock-out feature by keeping indicator activated.

Georgian (GEO)



Levon (LEV) *

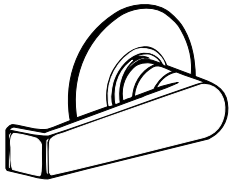

Orbit (ORB)



Plymouth (PLY)

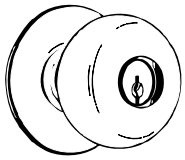

Tulip (TUL)



* *The Levon lever is available on inside trim for the following functions: 25, 30, 53, 70, 80 & 85.*

Roses

Outside Rose - Plymouth
Knob: Plymouth & Levon
Size: 2 1/2" dia.

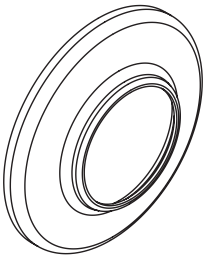

Outside Rose - Georgian
Knobs: Georgian
Size: 2 1/2" dia.



Outside Rose - Tulip
Knobs: Tulip & Orbit
Size: 2 1/2" dia.

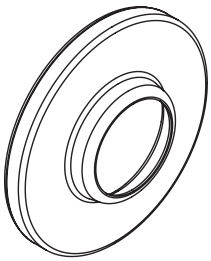

Latches

11-068
Standard

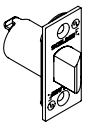

11-085
Standard

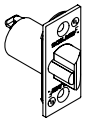

11-104

41-005

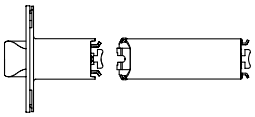

Strikes

10-001
Standard

10-004

10-025

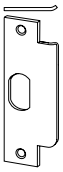

10-026

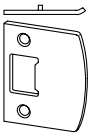

10-058

Function	Description	Designs and Finishes ORB PLY GEO TUL LEV***			Primary Cylinder Adjustments Available Levers Available Finishes		
		626	605 ⊠606 ⊠609 612* ⊠625 643e*	613 ⊠629** 630**	LD	RD TD	JD
Keyless					ALL	ORB	
A10S	Passage	128	140	158	605 ⊠606 ⊠609 612 613 ⊠625 626 ⊠629 630 643e		
A25D	Exit, blank plate x lever						
A40S	Privacy						
A30D	Privacy, hospital	172	184	202			
A43D	Privacy, hospital						
A170	Single dummy	64	70	80			
Keyed, Single Cylinder					LD	RD TD****	JD
A53PD	Entrance	227	239	257	-64	38	-35
A70PD	Classroom						
A80PD	Storeroom						
A79PD	Communicating	262	274	292			
A85PD	Faculty Restroom Lock				-95	N/A	
SECONDARY CYLINDER ADJUSTMENTS	Everest And Restricted Keyway - **does not apply to Primus**						
	Everest D & T Family & Restricted Keyways (Quad, Numbered, Reverse)				+17.50		
	SL Cylinder with Everest B or Everest R keyways				+17.50		
	Primus/Primus XP - **order the lock less cylinder and the cylinder separately** (prices below)						
	Single Kil Example: 1 Ea. A53LD & 1 Ea. 20-724(-XP)				+141		
	Single Fsic Example: 1 Ea. A53JD & 1 Ea. 20-740(-XP)				+152		
*	Not available for GEO LEV TUL						
**	Finishes only available in PLY						
***	The Levon lever is available on inside trim for the following functions: 25, 30, 53, 70, 80 & 85						
****	Temporary cores (TD and HD options) require non-refundable core handling charge (50-231) of $10.40 and will be added to the price of the lock.						

Latches

Part Number	Backset - Hsg Dia. - Description	Lock Adjustment
Spring Latch		
11-068	2 3/8" - 7/8" - Square corner, 1" x 2 1/4"	N/C
11-069	2 3/8" - 7/8" - 1/4" Radius round corner, 1" x 2 1/4"	
11-110	2 3/8" - 1" - Circular drive in - 605 & 626 finishes only	
11-111	2 3/4" - 7/8" - Square corner, 1" x 2 1/4"	
11-112	2 3/4" - 7/8" - 1/4" Radius round corner, 1" x 2 1/4"	
11-116	2 3/4" - 1" - Square corner, 1 1/8" x 2 1/4"	
11-113	2 3/4" - 1" - Circular drive in - 605 & 626 finishes only	
11-118	3 3/4" - 1" - Square corner, 1 1/8" x 2 1/4"	**+13.60**
Deadlatch		
11-085	2 3/8" - 7/8" - Square corner, 1" x 2 1/4"	N/C
11-088	2 3/8" - 7/8" - 1/4" Radius round corner, 1" x 2 1/4"	
11-104	2 3/8" - 1" - Circular drive in - 605 & 626 finishes only	
11-091	2 3/4" - 7/8" - Square corner, 1" x 2 1/4"	
11-092	2 3/4" - 7/8" - 1/4" Radius round corner, 1" x 2 1/4"	
11-096	2 3/4" - 1" - Square corner, 1 1/8" x 2 1/4"	
11-105	2 3/4" - 1" - Circular drive in - 605 & 626 finishes only	
11-103	3 3/4" - 1" - Square corner, 1 1/8" x 2 1/4"	**+13.60**
41-005	5" - 7/8" - Backset extension link - require reinforcement when used in hollow metal door applications; must be used with 2 3/8" backset latches	**+21.70**

Strikes

Part Number	Lip Length - Description	Lock Adjustment
10-001	1 1/8" - Square corner, T-strike, box, 1 1/8" x 2 3/4"	**N/C**
	1" - Square corner, T-strike, box, 1 1/8" x 2 3/4"	**+7.70**
	1 1/4" - Square corner, T-strike, box, 1 1/8" x 2 3/4"	
	1 1/2" - Square corner, T-strike, box, 1 1/8" x 2 3/4"	
	1 3/4" - Square corner, T-strike, box, 1 1/8" x 2 3/4"	
	2" - Square corner, T-strike, box, 1 1/8" x 2 3/4"	
10-004	1 1/8" - 1/4" Radius round corner, T-strike, box, 1 1/8" x 2 3/4"	**N/C**
10-025	1 3/16" - ANSI, no box, 1 1/4" x 4 7/8"	**N/C**
	1 3/8" - ANSI, no box, 1 1/4" x 4 7/8"	**+28.00**
	1 1/2" - ANSI, no box, 1 1/4" x 4 7/8"	
10-026	1 1/8" - Square corner, full lip, no box, 1 5/8" x 2 1/4"	**N/C**
10-027	1 1/8" - 1/4" Radius round corner, full lip, no box, 1 5/8" x 2 1/4"	
10-058	Circular, adjustable, 1 3/4" diameter - 605 and 626 finishes only	
K510-066	Box for ANSI strike, must be specified	

Shaded items are standard components and are furnished with locks unless otherwise specified.

Locks Less Components

Description	Specify	Lock Adjustment
Less each knob	LLL for knob design Example: A53PD LLL/PLY x PLY	**-8.00**
Less each rose or turn	LLL for rose design Example: A53PD PLY x PLY/LLL	**-6.30**
Less springlatch	LLL for latch Example: A40S PLY 605 LLL 10-004	**-10.30**
Less deadlatch	LLL for latch Example: A53PD PLY 626 LLL 10-025	**-17.20**
Less strike	LLL for strike Example: A53PD PLY 612 11-096 LLL	**-3.70**
Lock chassis and spring cages only	Less all possible components Example: A53LD LLL 626 LLL LLL	**Sum of deducts**

Non-Standard Door Thickness

Description	Specify	Lock Adjustment
Extended Inside (EI), 2" thru 2 1/2"	Door thickness and how door is extended. Example: 2 1/2", EI	**+53.70**

Tamper Resistant Torx® Screws

Specify/ Part Number	Description	Lock Adjustment
Torx Screws	Screws - Latch and Strike	**+21.30**

Special Functions - Extended Lead Times

Part Number				
Lock Function	"X" Number	Description	Base Lock	Lock Adjustment
A53PD	XA11-297	A53PD with restoring slide	**A53PD**	**+164.00**

Knobs and Related Components

Available Finishes - Specify for Listed Parts		605	606	609	612	613	625	626	629	630	643e
01-008 ORB PLY; 01-009 ORB PLY; 01-026 ORB		▪	⌛	⌛	▪	▪	⌛	▪	⌛	▪	▪
01-008 TUL GEO LEV; 01-009 TUL GEO LEV		▪	⌛	⌛		▪	⌛	▪			
Part Number	**Description**	**Price Each**									
01-008*	Closed Knob or Lever - GEO LEV ORB PLY TUL	**$41.40**									
01-009*	Open Knob or Lever - GEO LEV ORB PLY TUL										
01-018*	Open Knob - with sleeve for cylinders - GEO ORB PLY TUL	**57.60**									
01-026*	Full Size Core Knob - ORB	**77.60**									
01-053	Full size core driver and retainer - finish not required	**13.40**									
A501-941	Full size core retainer - finish not required	**5.00**									
C604-307	Full size core driver, universal - finish not required	**9.70**									
*	Specify part number, knob style, finish. Ex: 01-009 GEO 626 (open knob, Georgian design, 626 finish)										

Roses

Available Finishes - Specify for Listed Parts		605	606	609	612	613	625	626	629	630	643e
01-001 TUL PLY, 01-002 TUL PLY, A201-558, A501-766		▪	⌛	⌛	▪	▪	⌛	▪	⌛	▪	▪
01-001 GEO, 01-002 GEO		▪	⌛	⌛		▪	⌛	▪			
Part Number	**Description**	**Price Each**									
01-001**	Outside Rose - TUL PLY GEO	**$31.20**									
01-002**	Inside Rose - TUL PLY GEO										
A201-558	Rose, out. - A25	**54.90**									
A501-766	Rose, ins. - A79	**49.10**									
**	Specify part number & finish. Ex: 01-002 PLY 626 Plymouth design, 626 finish)										

Latches and Related Components

Available Finishes - Specify for Listed Parts		605	606	609	612	613	625	626	629	630	643e
11-068, 11-069, 11-110, 11-111, 11-112, 11-116, 11-113, 11-118, 11-085, 11-088, 11-104, 11-091, 11-092, 11-096, 11-105, 11-103		▪	▪	▪	▪	▪	▪	▪	⌛	▪	▪
39-030		▪						▪			
Part Number	**Backset - Hsg Dia. - Description**	**Price Each**									
Spring Latch											
11-068	2 3/8" - 7/8" - Square corner, 1" x 2 1/4"	**$60.20**									
11-069	2 3/8" - 7/8" - 1/4" Radius round corner, 1" x 2 1/4"										
11-110	2 3/8" - 1" - Circular drive in - 605 & 626 finishes only										
11-111	2 3/4" - 7/8" - Square corner, 1" x 2 1/4"										
11-112	2 3/4" - 7/8" - 1/4" Radius round corner, 1" x 2 1/4"										
11-116	2 3/4" - 1" - Square corner, 1 1/8" x 2 1/4"										
11-113	2 3/4" - 1" - Circular drive in - 605 & 626 finishes only										
11-118	3 3/4" - 1" - Square corner, 1 1/8" x 2 1/4"	**64.70**									
Dead Latch											
11-085	2 3/8" - 7/8" - Square corner, 1" x 2 1/4"	**60.20**									
11-088	2 3/8" - 7/8" - 1/4" Radius round corner, 1" x 2 1/4"										
11-104	2 3/8" - 1" - Circular drive in - 605 & 626 finishes only										
11-091	2 3/4" - 7/8" - Square corner, 1" x 2 1/4"										
11-092	2 3/4" - 7/8" - 1/4" Radius round corner, 1" x 2 1/4"										
11-096	2 3/4" - 1" - Square corner, 1 1/8" x 2 1/4"										
11-105	2 3/4" - 1" - Circular drive in - 605 & 626 finishes only										
11-103	3 3/4" - 1" - Square corner, 1 1/8" x 2 1/4"	**64.70**									
41-005	5" - Backset extension link - require reinforcement when used in hollow metal door applications; backset link must be used with 2 3/8" backset latches.	**22.80**									
39-030	Rabbeted latch and strike kit - adapts square corner latches and 2 3/4" high square corner strikes to 1/2" rabbeted door and frame preparations.	**58.20**									

Shaded items are standard components and are furnished with locks unless otherwise specified.

Strikes

Available Finishes - Specify for Listed Parts		605	606	609	612	613	625	626	629	630	643e
10-001, 10-004, 10-025, 10-026, 10-027		▪	▪	▪	▪	▪	▪	▪	⌛	▪	▪
10-058		▪						▪			
Part Number	**Lip Length - Description**	**Price Each**									
10-001 118	1 1/8" - Square corner, T-strike, box, 1 1/8" x 2 3/4"	**$6.50**									
10-001 100	1" - Square corner, T-strike, box, 1 1/8" x 2 3/4"	**13.90**									
10-001 114	1 1/4" - Square corner, T-strike, box, 1 1/8" x 2 3/4"										
10-001 112	1 1/2" - Square corner, T-strike, box, 1 1/8" x 2 3/4"										
10-001 134	1 3/4" - Square corner, T-strike, box, 1 1/8" x 2 3/4"										
10-001 200	2" - Square corner, T-strike, box, 1 1/8" x 2 3/4"										
10-004	1 1/8" - 1/4" Radius round corner, T-strike, box, 1 1/8" x 2 3/4"	**11.10**									
10-025 1316	1 3/16" - ANSI, no box, 1 1/4" x 4 7/8"	**15.20**									
10-025 138	1 3/8" - ANSI, no box, 1 1/4" x 4 7/8"	**43.70**									
10-025 112	1 1/2" - ANSI, no box, 1 1/4" x 4 7/8"										
10-026	1 1/8" - Square corner, full lip, no box, 1 5/8" x 2 1/4"	**7.60**									
10-027	1 1/8" - 1/4" Radius round corner, full lip, no box, 1 5/8" x 2 1/4"	**7.60**									
10-058	Circular, adjustable, 1 3/4" diameter	**10.90**									
K510-066	Box for ANSI strike - finish not required	**6.80**									

Shaded items are standard components and are furnished with locks unless otherwise specified.

Plunger Parts

Available Finishes - Specify for Listed Parts		605	606	609	612	613	625	626	629	630	643e
01-055, 01-056, 01-057, 01-058, 01-060, 01-063		▪	⌛	⌛	▪	▪	⌛	▪	⌛	▪	▪
Part Number	**Dimension - Design - Door Range - Description**	**Price Each**									
01-055*	360 - Non-ORB - 1 3/8" – 1 7/8" - Plunger unit, ins. - A30	**$16.30**									
	424 - Non-ORB - over 1 7/8" – 2 1/4", EI - Plunger unit, ins. - A30										
	449 - Non-ORB - over 2 1/4" – 2 1/2", EI - Plunger unit, ins. - A30										
	428 - ORB - 1 3/8" – 1 7/8" - Plunger unit, ins. - A30										
	492 - ORB - over 1 7/8" – 2 1/4", EI - Plunger unit, ins. - A30										
	517 - ORB - over 2 1/4" – 2 1/2", EI - Plunger unit, ins. - A30										
01-056*	360 - Non-ORB - 1 3/8" – 1 7/8" - Plunger unit, ins. - A40										
	424 - Non-ORB - over 1 7/8" – 2 1/4", EI - Plunger unit, ins. - A40										
	449 - Non-ORB - over 2 1/4" – 2 1/2", EI - Plunger unit, ins. - A40										
	428 - ORB - 1 3/8" – 1 7/8" - Plunger unit, ins. - A40										
	492 - ORB - over 1 7/8" – 2 1/4", EI - Plunger unit, ins. - A40										
	517 - ORB - over 2 1/4" – 2 1/2", EI - Plunger unit, ins. - A40										
01-057*	070 - Non-ORB - 1 3/8" – 2 1/2", EI - Plunger unit, out. - A40										
	135 - Non-ORB - 1 3/8" – 2 1/2", EI - Plunger unit, out. - A40										
	070 - ORB - 1 3/8" – 2 1/2", EI - Plunger unit, out. - A40										
	135 - ORB - 1 3/8" – 2 1/2", EI - Plunger unit, out. - A40										
01-058*	281 - Non-ORB - 1 3/8" – 2 5/8", EI - Plunger unit, out. - A43										
	349 - Non-ORB - 1 3/8" – 2 5/8", EI - Plunger unit, out. - A43										
	281 - ORB - 1 3/8" – 2 5/8", EI - Plunger unit, out. - A43										
	349 - ORB - 1 3/8" – 2 5/8", EI - Plunger unit, out. - A43										
01-060*	360 - Non-ORB - 1 3/8" – 1 7/8" - Plunger unit, ins. - A53										
	424 - Non-ORB - over 1 7/8" – 2 1/4", EI - Plunger unit, ins. - A53										
	449 - Non-ORB - over 2 1/4" – 2 1/2", EI - Plunger unit, ins. - A53										
	428 - ORB - 1 3/8" – 1 7/8" - Plunger unit, ins. - A53										
	492 - ORB - over 1 7/8" – 2 1/4", EI - Plunger unit, ins. - A53										
	517 - ORB - over 2 1/4" – 2 1/2", EI - Plunger unit, ins. - A53										
01-063*	363 - Non-ORB - 1 3/8" – 1 7/8" - Plunger unit, ins. - A85	**33.30**									
	427 - Non-ORB - over 1 7/8" – 2 1/4", EI - Plunger unit, ins. - A85										
	452 - Non-ORB - over 2 1/4" – 2 1/2", EI - Plunger unit, ins. - A85										
	431 - ORB - 1 3/8" – 1 7/8" - Plunger unit, ins. - A85										
	497 - ORB - over 1 7/8" – 2 1/4", EI - Plunger unit, ins. - A85										
	520 - ORB - over 2 1/4" – 2 1/2", EI - Plunger unit, ins. - A85										
*	Specify part number, dimension, design & finish. Ex: 01-060 492 ORB 626										

Reinforcements and Adapters

Part Number	Description	Price Each
37-001	Metal door reinforcer kit, fits both 7/8" and 1" diameter housings - Specify door thickness, includes A501-567 and A501-565 or A501-566.	**39.30**
A501-565	Reinforcer for 1 3/8" thick non-reinforced metal doors. Fits both 7/8" and 1" diameter housings.	**19.80**
A501-566	Reinforcer for 1 3/4" thick non-reinforced metal doors. Fits both 7/8" and 1" diameter housings.	
A501-567	3 1/2" Long latch housing sleeve used to reinforce joint between latch and backset link or to hold latch in metal doors.	**12.30**
A501-878**	Faceplate adapter to adapt 1" faceplate to 1 1/8" door preparation	**0.78**
G506-815	1" Long latch housing sleeve to adapt 7/8" housing to 1" bore	**6.90**
**	Order in multiples of 100	

Finished Miscellaneous Parts

Available Finishes - Specify for Listed Parts		605	606	609	612	613	625	626	629	630	643e
38-018, A201-330, A201-399, A201-406, A201-684, A201-688, A301-403, A301-404, A301-405, A301-406		▪	▪	▪	▪	▪	▪	▪	▪	▪	▪
Part Number	**Description**	**Price Each**									
38-018	Thin door extension ring (2 required per lock)	**13.20**									
A201-330	Non-threaded chassis, less knob & rose - A170	**44.70**									
A201-399	Hub & cap, out. (except A10, A25, A40, A43)	**32.10**									
A201-406	Hub & cap, out. - A10, A40, A43										
A201-684	Threaded chassis, less knob & rose - A170	**44.70**									
A201-688	Turn unit, ins. - A43	**54.90**									
A301-403	Housing & cap, 1 3/8" thru 1 7/8" door (except A43, A79)	**12.10**									
A301-404	Housing & cap, 1 7/8" thru 2 1/4" door, EI (except A43, A79)										
A301-405	Housing & cap, 2 1/4" thru 2 1/2" door, EI (except A43, A79)										
A301-406	Threaded housing & cap, ins. (except A43, A79)	**12.20**									

Miscellaneous Parts

Part Number	Description	Price Each
A201-370	Cam & driver - A80	**$9.80**
A201-377	Mounting plate, ins. (except A43, A79)	**10.00**
A301-386*	Spindle & catch, ins. (except A43, A79)	
A301-387	Spindle & catch, out. (except A25, A43)	
A301-391*	Cam unit - A30	
A301-402	Cam unit, out. - A40, A53, A85	
A301-409*	Spindle, 1 7/8" thru 2 1/4" door, EI (except A43, A79)	**41.50**
A301-410*	Spindle, 2 1/4" thru 2 1/2" door, EI (except A43, A79)	
A500-001	Spindle, ins, 2" thru 2 1/4" door, EI - A43	**16.90**
A500-002	Spindle, ins., 2 1/2" door, EI - A43	
A501-167	Threaded rod for mounting A170s as double dummy set	**16.90**
A501-305	Hub plate, ins. (except A79)	**7.90**
A501-498	Hub, 1 3/8" door - A25	**11.90**
A501-499	Hub, 1 3/4" door - A25	**12.10**
A501-615	Spindle wedge - A80, A85	**7.40**
A501-633	Spindle, ins. - A43	**8.80**
A501-710	Swivel sleeve - A85 (except ORB design)	**7.50**
A501-721	Cam plug - A70, A79	**22.70**
A501-767	Mounting plate - A79	**7.50**
A501-768	Hub plate, ins. - A79	
A501-791	Cam & plug spacer - A70, A79	**4.60**
A501-874	Hub plate, out. - A25	**11.90**
A501-901	Plate, out. - A80, A85	**5.30**
A508-399	Plate, out. (except A25, A80, A85)	**10.10**
A508-597	Spring separator (except A10, A25, A40, A43) - require frame A508-598	**7.50**
A700-017	Spiral cam - A70, A79	**11.20**
A508-598	Frame	**12.10**
A508-600	Housing - A43, A79	**16.70**
A508-605	Slide spring	**7.50**
A508-640	Spacer, ORB knob	**8.40**
A508-641	Slide stop - A43	**30.60**
A590-158*	Slide, restoring - A30, A85	**7.50**
A590-159	Slide, non-restoring - A43, A53, A70, A79, A80	
A590-180	Slide, restoring - A40	
A590-181	Slide, non-restoring - A10, A25	
C503-008**	Cotter pin	**0.70**
G570-232	Plug, spindle, lever designs only - A10	**13.80**
*	Parts that are not directly interchangeable with locks manufactured before 1984	
**	Order in multiples of 100	

Screws

Available Finishes - Specify for Listed Parts				605	606	609	612	613	625	626	629	630	643e
A508-649, A508-650, C603-256, C603-897				▪	⌛	⌛	▪	▪	⌛	▪	⌛	▪	▪
Part Number	**Door Thickness - Description**	**Type**	**Size**	**Price Each**									
A501-161*	1 3/8" – 1 7/8" - Mounting, All (except A43, A79)	POH Mach	10-32 x 1 1/8"	**1.00**									
A501-818*	2" – 2 1/2", EI - Mounting, All (except A43, A79)	POH Mach	10-32 x 2 1/16"	**1.20**									
A501-769*	1 3/8" – 2" - Mounting, A79	POMH 1-way	10-32 x 1 1/8"	**1.40**									
A501-770*	2" – 2 3/4", EI - Mounting, A79	POMH 1-way	10-32 x 2"	**1.40**									
A508-649*	1 3/8" – 1 7/8" - Mounting, A43	Torx screw (T-20)	10-32 x 1 1/8"	**26.20**									
A508-650*	2" – 2 1/2", EI - Mounting, A43	Torx screw (T-20)	10-32 x 2"										
C603-256*	ANSI strike	PFH Combo	12-24 x 1"	**1.00**									
C603-897*	Latch and strike	PFH Combo	8-32 x 3/4"	**0.90**									
*	Order in multiples of 100												

Screw Packs

Available Finishes - Specify for Listed Parts			605	606	609	612	613	625	626	629	630	643e
A201-811, A201-812			▪	⌛	⌛	▪	▪	⌛	▪	⌛	▪	▪
Part Number	**Description**	**Contents**	**Price Each**									
A201-811	Mounting, latch and strike (except A43, A170)	(2) A501-161 (4) C603-897	**$8.30**									
A201-812	Mounting, A170	(3) C603-897	**6.40**									
A201-814	Mounting, A43	(2) A508-649	**5.00**									

Torx Screw Packs

Available Finishes - Specify for Listed Parts			605	606	609	612	613	625	626	629	630	643e
C203-311, C203-312			▪	⌛	⌛	▪	▪	⌛	▪	⌛	▪	▪
Part Number	**Description**	**Contents**	**Price Each**									
C203-311**	Latch and strike	(4) C503-766 (T-15)	**$21.30**									
C203-312**	Latch and ANSI strike	(2) C503-766 (T-15) (2) L583-371 (T-20)										
**	Torx screw packs are furnished with appropriate T-xx installation tool(s)											

Cylinder Reference Table

Available Finishes - Specify for Listed Parts				606, 626	
21-002/122, 20-724/XP/122, 20-524/XP/122, 21-003/168, 91-052, 91-752-XP, 91-552-XP					
Part Number	**Cylinder Mechanism**	**Function**	**Design**	**Price Each**	**Price Each - Restricted**
21-002	Standard	Standard Functions	Except Orbit	**$64.00**	**$81.50**
91-004	Everest SL (R/B Keyways only)				
20-724	Primus			**141.00**	
20-724-XP	Primus XP				
91-704-XP	Everest SL Primus XP (R/B Keyways only)				**141.00**
20-524	Primus UL437			**174.00**	
20-524-XP	Primus UL437 XP				
91-504-XP	Everest SL Primus XP UL 437 (R/B Keyways only)				**174.00**
21-002-122	Standard		Orbit Except A73 Function	**64.00**	**81.50**
91-005	Everest SL (R/B Keyways only)				**81.50**
20-724-122	Primus			**141.00**	
20-724-XP-122	Primus XP				
91-705-XP	Everest SL Primus XP (R/B Keyways only)				**141.00**
20-524-122	Primus UL437			**174.00**	
20-524-XP-122	Primus UL437 XP				
91-505-XP	Everest SL Primus XP UL 437 (R/B Keyways only)				**174.00**
Complete cylinder discontinued but may be assembled in the field	Standard		A73 Orbit		
	Primus				
	Primus XP				
	Primus UL437				
	Primus UL437 XP				
21-003	Standard	A85	Except Orbit	**95.00**	**112.50**
21-003-168			Orbit	**95.00**	**112.50**

AL Series

GRADE 2 CYLINDRICAL LEVERED LOCK

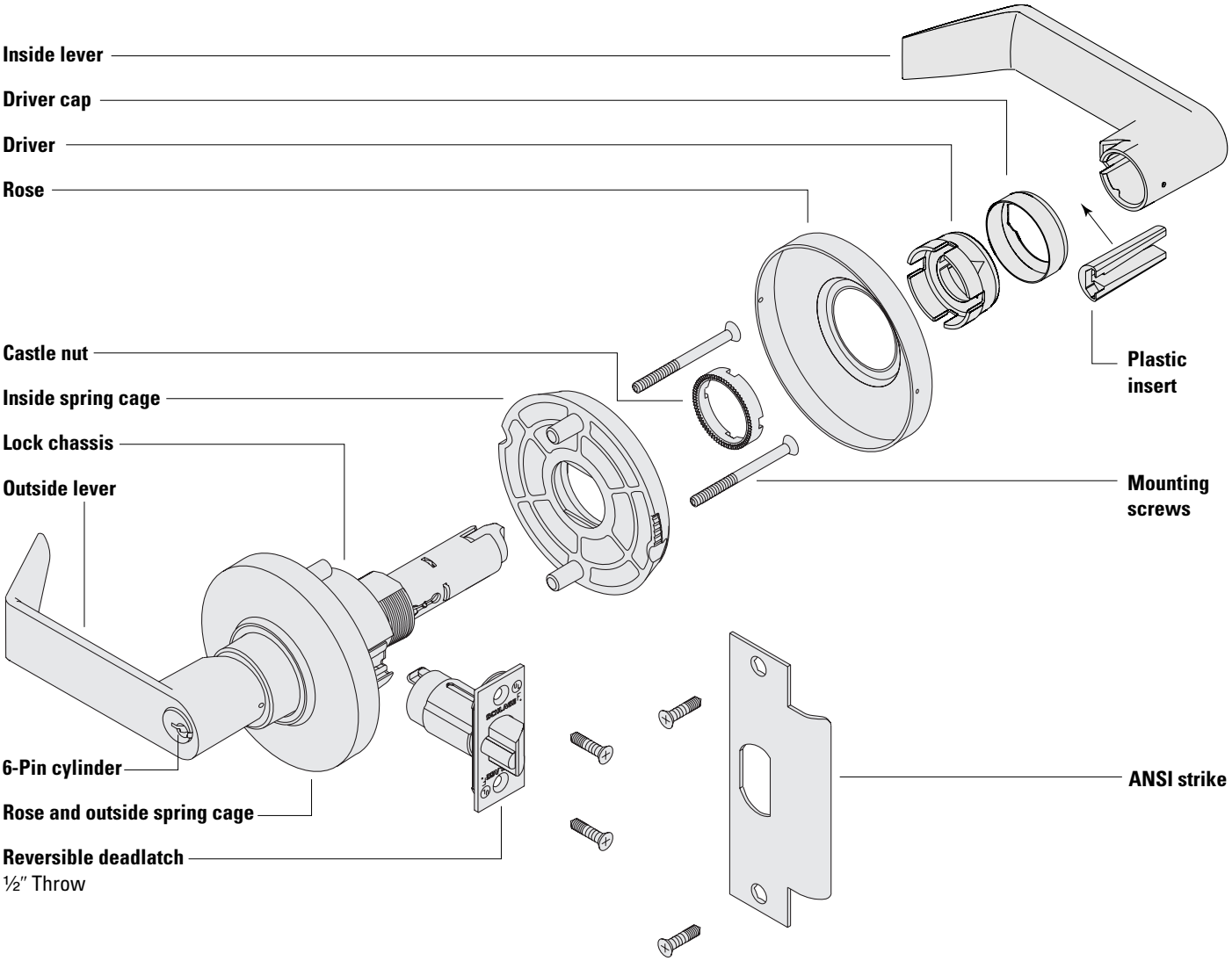

Indicates products that have EPD documentation available and meet LEED v4.

AL Series

Ordering Procedures

To order Schlage products, descriptive data should be in the same sequence as shown below.

Line Item	Qty	Product	Outside		Inside		Hand	Latch	Strike	Dr Thk	Ext	DIM	Additional Details
			DES	FIN	DES	FIN							
1	10	AL53PD	SAT	626	NEP	619	-	11-096	10-025	200	EE	-	-

Line Item: Line item number
Qty: Quantity
Product: Product function + Cylinder code
Outside Des: Outside lever design
Outside Fin: Outside finish
Inside Des: Inside lever design: Specify only if different from the outside lever design
Inside Fin: Inside lever finish: Specify only if different from the outside finish
Hand: Hand of door: N/A for AL lock
Latch: Product latch: Leave blank for standard latch or specify part number if non-standard latch is required.
Strike: Product strike: Leave blank for standard strike or specify part number if non-standard strike is required.
Dr Thk: Door thickness: Enter door thickness if non-standard. Example: 138=1 3/8", 214=2 1/4"
Ext: Extension: Enter for doors 1 7/8" or greater. Example: EE=extended equally, EI=extended inside, EO=extended outside, ED=extended differently
Dim: Dimension: Enter only for non-standard strike lip length
Additional Details: Enter additional detail for keying information or special requirements

Common Pricing Information	
1.	Locks are furnished with standard features unless otherwise specified.
2.	Door thickness is 1 ¾" unless otherwise specified.
3.	Split finishes and designs will be priced at the highest list price of the design and/or finish.
4.	⌛ denotes a lock or part that requires an extended lead time.
5.	✋ denotes a handed product and requires handing to be specified.
6.	For all restricted keyways (Everest D, Everest 29 T, Quad, Numbered, Reversed) add $17.50. This does not apply to Primus cylinders. See Terms and Conditions for ordering information and requirements.
7.	Locks, keys and cylinders containing restricted keyways require additional documentation to order. Please see Terms and Conditions for the specific requirements.
8.	Keyway must be specified for keyed functions and cylinders. If not specified, default keyway will be S123 for KA, KD and 0-bitted product and S145 for Factory managed masterkey systems.
9.	Multiple keying options are available. Locks and cylinders are furnished KD unless otherwise specified or excepted by notation.
10.	Control Keys for permanent and construction cores are not included with the lock or cylinder and must be ordered separately.
11.	Locks specified C keyway and KD will receive 6 pin cylinders keyed 5 pin with 5 pin keys. Locks specified 0-bitted will receive 6 pin cylinders with 6 pin keys.
12.	Full Size Interchangeable Cores (FSIC) are furnished 1-bitted unless otherwise specified. If 0-bitted is selected, the order will be entered as 1-bitted. This does not apply to FSIC Primus® cores.
13.	Conventional standard pinned cylinders, Primus cylinders (conventional and FSIC) can be supplied 0-bitted. If 1-bitted is selected, the order will be entered as 0-bitted.
14.	Available plug face finishes are 606 and 626. For brass or bronze finish colors, the plug face finish is 606. For chrome, nickel or stainless steel finish colors, the plug face finish is 626.
15.	Locks and cylinders will be furnished with 2 keys each as standard. Additional keys will be charge at the additional cut keys charge appropriate for the cylinder/key type

Table of Contents

Functions **AL-4**
Complete Locks **AL-5**
Options **AL-7**
Latches AL-7
Strikes AL-7
Lock Less Components AL-8
Non-Standard Door Thickness AL-8
Miscellaneous Lock Options AL-8
Special Functions AL-8
Parts **AL-9**
Levers and Related Components AL-9
Roses AL-9
Latches and Related Components AL-10
Strikes AL-10
Plunger Parts AL-11
Reinforcements and Adapters AL-11
Parts for 2" Doors AL-11
Hub, Frame and Housing Kits — For Locks Manufactured before May, 2003 ... AL-11
Miscellaneous Parts AL-12
Special Parts AL-12
Screws AL-13
Screw Packs AL-13
Torx Screw Packs AL-13
Cylinder Reference Table AL-13
Complete Cylinders **See Cylinders Section**
How To Order **Forms & Examples**

Product Identification

AL 53 P D

Latch Suffix
- **D** = Deadlatch
- **S** = Springlatch

Cylinder Suffix
- **P** = 6-Pin Cylinder
- **L** = Less 6-Pin Cylinder
- **R** = Full Size Interchangeable Core
- **J** = Less Full Size Interchangeable Core
- **M** = Everest 29 SL Full Size Interchangeable Core
- **T** = Full Size Construction Core
- **B** = Less SFIC
- **BDC** = Disposable SFIC
- **G** = Everest 29 Patented SFIC
- **H** = Construction SFIC
- **Z** = Everest SL 7 pin Cylinder

Function

Lock Series

SFIC = Small Format (Best® Style) Interchangeable Core

Finish Codes and Descriptions

Code		Description
605	(US 3)	Bright Brass
606	(US 4)	Satin Brass
609	(US 5)	Antique Brass
612	(US 10)	Satin Bronze
613	(US 10B)	Oil Rubbed Bronze
619	(US 15)	Satin Nickel
622	(US 19)	Matte Black
625	(US 26)	Bright Chromium Plated
626	(US 26D)	Satin Chromium Plated
626AM		Antimicrobial Coating on Satin Chromium
643e	(US11)	Aged Bronze

Standard Features

BHMA CERTIFIED

Certification	ANSI/BHMA Certified A156.2-2011, Series 4000, Grade 2, UL Listed for 3-hour fire door.
Latch	1 1/8" x 2 1/4", Square corner faceplate, 1" housing diameter, 1/2" throw
Strike	1 1/4" x 4 7/8", ANSI, Square corner, no box
Backset	2 3/4"
Cylinder	6-Pin solid brass, keyed 6-pin, S123 keyway, keyed different (KD)
Door Range	1 3/8" – 1 7/8"
Keys	Two nickel silver cut keys per lock, 6-pin, S123 section

Indicates products that have EPD documentation available and meet LEED v4.

ANSI/BHMA Certified A156.2-2011, Series 4000, Grade 2, UL Listed for 3-hour fire door.

Non-Keyed Locks

SCHLAGE ANSI

AL10S F75

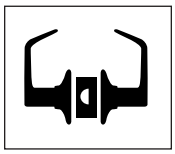

Passage Latch
Both levers always unlocked.

AL25D

Exit Lock
Blank plate outside. Inside lever always unlocked. Specify door thickness.

AL40S F76

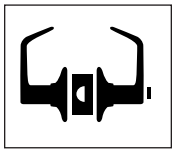

Bath/Bedroom Privacy Lock
Push-button locking. Can be unlocked from outside with small screwdriver, not included. Turning inside lever or closing door releases button.

AL44S

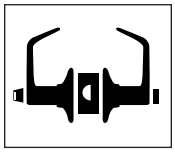

Hospital Privacy Lock
Push-button locking. Unlocked from outside by turning emergency turn-button. Turning inside lever or closing door releases button.

AL170

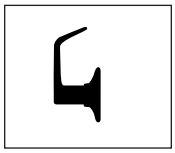

Single Dummy Trim
Dummy trim for one side of door. Used for door pull or as matching inactive trim.

Keyed Locks

SCHLAGE ANSI

AL50PD F82

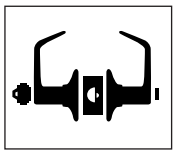

Entrance/Office Lock
Push-button locking. Push-button locks outside lever until unlocked with key or by rotating inside lever.

AL53PD F109

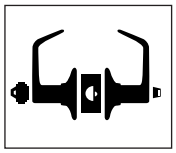

Entrance Lock
Turn/push-button locking; pushing and turning button locks outside lever requiring use of key until button is manually unlocked. Push-button locking; pushing button locks outside lever until unlocked by key or by turning inside lever.

AL70PD F84

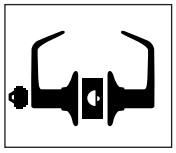

Classroom Lock
Outside lever locked and unlocked by key. Inside lever always unlocked.

AL80PD F86

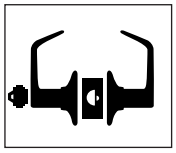

Storeroom Lock
Outside lever fixed. Entrance by key only. Inside lever always unlocked.

AL85PD F93

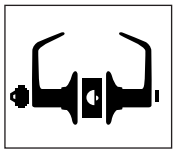

Faculty Restroom Lock (with Indicator Cylinder)
Outside lever fixed. Entrance by key only. Push-button in inside lever activates visual occupancy indicator, allowing only emergency masterkey to operate. Turning inside lever or closing door releases visual occupancy indicator. Rotation of inside spanner-button provides lock-out feature by keeping indicator activated.

Jupiter (JUP)



Neptune (NEP)

Omega (OME)



Saturn (SAT)

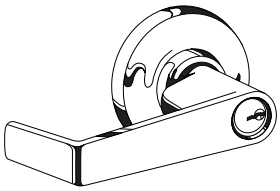

Commercial Lever Suite

AL Lock	L Lock Levers	98/99 Exit	ND Levers	S Lock
Jupiter	07	07	Athens	Jupiter
Omega	Omega	16	Omega	
Neptune	17	17	Sparta	Neptune
Saturn	06	06	Rhodes	Saturn

Tactile Options

Tactile Warning (knurling)

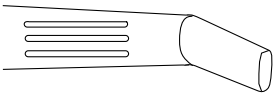

Saturn Lever Shown

Roses

Inside/Outside Rose - Rhodes
Levers: JUP, NEP, SAT
Size: 3 7/16" dia.

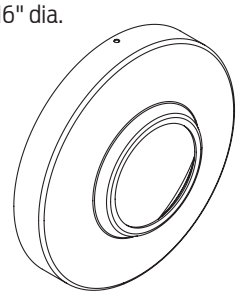

Inside/Outside Rose - Omega
Levers: OME
Size: 3 7/16" dia.

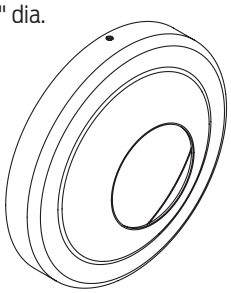

Latches

11-068

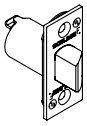

11-088

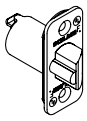

11-096
Standard

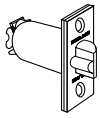

11-104

11-116

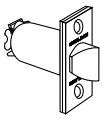

Strikes

10-001

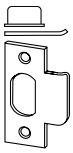

10-025
Standard

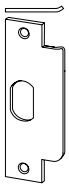

10-027

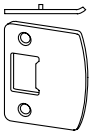

10-058

AL · Complete Locks

Function	Decription	Designs and Finishes			PRIMARY CYLINDER ADJUSTMENTS AVAILABLE LEVERS AVAILABLE FINISHES					
		JUP NEP OME SAT								
		626	605 606 609 612 619 622 625 643e	613 626AM						
Keyless										
AL10S	Passage	192	204	222	LD	RD TD**	JD	BD BDC	GD	HD**
AL25D	Exit, blank plate x lever	209	221	239						
AL40S	Privacy	218	230	248	ALL	JUP NEP SAT*				
AL44S	Privacy, hospital				605 606 609 612 613 619 622 625 626 643e 626AM					
AL170	Single dummy	111	117	127						
Keyed, Single Cylinder					LD CD	RD TD	JD	BD BDC	GD	HD
AL50PD	Entrance/Office	279	291	309	-64	38	-35	N/C	84	44
AL53PD	Entrance									
AL70PD	Classroom									
AL80PD	Storeroom									
AL85PD	Faculty Restroom Lock	321	333	351	-95	Not Available				
Secondary Cylinder Adjustments	**EVEREST AND RESTRICTED KEYWAY - DOES NOT APPLY TO PRIMUS**									
	EVEREST D & T FAMILY & RESTRICTED KEYWAYS (QUAD, NUMBERED, REVERSE)				+17.50					
	SL Cylinder with Everest B or Everest R keyways				+17.50					
	PRIMUS/PRIMUS XP - ORDER THE LOCK LESS CYLINDER AND THE CYLINDER SEPARATELY (PRICES BELOW)									
	SINGLE KIL EXAMPLE: 1 EA. AL53LD & 1 EA. 20-728(-XP)				+141.00					
	SINGLE FSIC EXAMPLE: 1 EA. AL53JD & 1 EA. 20-740(-XP)				+152.00					
*	Only lever available in 609 finish for FSIC and SFIC									
**	Temporary cores (TD and HD options) require non-refundable core handling charge (50-231) of $10.40 and will be added to the price of the lock.									

Latches

Part Number	Backset - Hsg Dia - Description	Lock Adjustment
Spring Latch		
11-068	2 3/8" - 7/8" - Square corner, 1" x 2 1/4"	N/C
11-069	2 3/8" - 7/8" - 1/4" Radius round corner, 1" x 2 1/4"	
11-110	2 3/8" - 1" - Circular drive in - 605 & 626 finishes only	
11-111	2 3/4" - 7/8" - Square corner, 1" x 2 1/4"	
11-112	2 3/4" - 7/8" - 1/4" Radius round corner, 1" x 2 1/4"	
11-116	2 3/4" - 1" - Square corner, 1 1/8" x 2 1/4"	
11-113	2 3/4" - 1" - Circular drive in - 605 & 626 finishes only	
11-118	3 3/4" - 1" - Square corner, 1 1/8" x 2 1/4"	+13.60
Deadlatch		
11-085	2 3/8" - 7/8" - Square corner, 1" x 2 1/4"	N/C
11-088	2 3/8" - 7/8" - 1/4" Radius round corner, 1" x 2 1/4"	
11-104	2 3/8" - 1" - Circular drive in - 605 & 626 finishes only	
11-091	2 3/4" - 7/8" - Square corner, 1" x 2 1/4"	
11-092	2 3/4" - 7/8" - 1/4" Radius round corner, 1" x 2 1/4"	
11-096	2 3/4" - 1" - Square corner, 1 1/8" x 2 1/4"	
11-105	2 3/4" - 1" - Circular drive in - 605 & 626 finishes only	
11-103	3 3/4" - 1" - Square corner, 1 1/8" x 2 1/4"	+13.60
41-005	5" - Backset extension link - require reinforcement when used in hollow metal door applications; backset link must be used with 2 3/4" backset latches	+21.70

Strikes

Part Number	Lip Length - Description	Lock Adjustment
10-001	1 1/8" - Square corner, T-strike, box, 1 1/8" x 2 3/4"	N/C
	1" - Square corner, T-strike, box, 1 1/8" x 2 3/4"	+7.70
	1 1/4" - Square corner, T-strike, box, 1 1/8" x 2 3/4"	
	1 1/2" - Square corner, T-strike, box, 1 1/8" x 2 3/4"	
	1 3/4" - Square corner, T-strike, box, 1 1/8" x 2 3/4"	
	2" - Square corner, T-strike, box, 1 1/8" x 2 3/4"	
10-004	1 1/8" - 1/4" Radius round corner, T-strike, box, 1 1/8" x 2 3/4"	N/C
10-025	1 3/16" - ANSI, no box, 1 1/4" x 4 7/8"	N/C
	1 3/8" - ANSI, no box, 1 1/4" x 4 7/8"	+28.00
	1 1/2" - ANSI, no box, 1 1/4" x 4 7/8"	
10-026	1 1/8" - Square corner, full lip, no box, 1 5/8" x 2 1/4"	N/C
10-027	1 1/8" - 1/4" Radius round corner, full lip, no box, 1 5/8" x 2 1/4"	
10-058	Circular, adjustable, 1 3/4" diameter - 605 and 626 finishes only	
K510-066	Box for ANSI strike, must be specified	

Shaded items are standard components and are furnished with locks unless otherwise specified.

Locks Less Components

Description	Specify	Lock Adjustment
Less each lever	LLL for lever design Example: AL53PD LLL/JUP x SAT	**-9.60**
Less each rose	LLL for rose design Example: AL53PD SAT x SAT/LLL	**-11.90**
Less springlatch	LLL for latch Example: AL40S SAT 605 LLL 10-025	**-11.90**
Less deadlatch	LLL for latch Example: AL53PD SAT 626 LLL 10-025	**-19.30**
Less strike	LLL for strike Example: AL53PD ATH 612 11-096 LLL	**-4.60**
Lock chassis and spring cages only	Less all possible components Example: AL53LD LLL 626 LLL LLL, lever chassis	**Sum of deducts**

Non-Standard Door Thickness

Description	Specify	Lock Adjustment
Extended Equally (EE), over 1 7/8" – 2" (SFIC not available for 1 7/8" - 2" door thickness)	Door thickness and how door is extended. Example: 2", EE	**+5.00**

Miscellaneous Lock Options

Specify/Part Number	Description	Lock Adjustment
8SA	Tactile Lever - Saturn	**+45.80***
Torx Screws	Screws - Latch and Strike	**+21.30**
*	Per lever	

Special Functions - Extended Lead Times

Part Number		Function - Description	Base Lock	Lock Adjustment (Base Lock)
Lock Function	"X" Number			
AL50PD	XA11-297	AL50PD with restoring slide	AL50PD	**184.00**
AL53PD	XA11-297	AL53PD with restoring slide	AL53PD	

Levers and Related Components

Available Finishes - Specify for Listed Parts		605	606	609	612	613	619	622	625	626	643e	626AM
51-021, 51-023, 51-025, 51-026, 51-022 SAT, 51-024 SAT, A700-041		▪	▪	⌛	▪	▪	▪	▪	▪	▪	▪	⌛
51-022 JUP NEP, 51-024 JUP NEP		▪	▪		▪	▪	▪	▪	▪	▪	▪	⌛
Part Number	**Description**	**Price Each**										
51-021*	Closed Lever - JUP NEP OME SAT - locks man. before June 2003	**$90.40**										
51-023*	Open Lever - JUP NEP OME SAT - locks man. before June 2003											
51-025*	Closed Lever - JUP NEP OME SAT - locks man. after June 2003											
51-026*	Open Lever - JUP NEP OME SAT - locks man. after June 2003											
51-022*	Full Size Core Lever - JUP NEP SAT	**77.60**										
51-024*	Small Format Core Lever & lever insert- JUP NEP SAT	**85.30**										
A700-041	Driver cap, 1 3/8" - 1 7/8" doors - for locks man. after May 2002	**4.40**										
A700-039	Driver, 1 3/8" - 1 7/8" doors - for locks man. after May 2002	**20.80**										
A700-045	Lever insert for SFIC	**7.20**										
A700-052	FSIC Core Driver, Universal	**9.50**										
A700-021	SFIC Core Retainer	**7.40**										
C604-381	SFIC Core Throw Member	**8.70**										
D500-000	SFIC Core Spacer - 2 spacers required for 6-pin, 1 spacer required for 7-pin	**1.60**										
A700-047	Interchangeable core lever insert, 1 3/8" - 1 7/8" doors	**7.20**										
A700-044	Lever insert, 1 3/8" - 1 7/8" doors for locks man. after May 2002	**6.70**										
*	Specify part number, lever style, finish. Ex: 51-025 NEP 626 (closed lever, Jupiter design, 626 finish)											

Roses

Available Finishes - Specify for Listed Parts		605	606	609	612	613	619	622	625	626	643e	626AM
04-060		▪	▪	⌛	▪	▪	▪	▪	▪	▪	▪	⌛
C604-402		▪	▪	⌛	▪	▪	▪	▪	▪	▪	▪	
Part Number	**Description**	**Price Each**										
04-060**	Outside / Inside Rose - RHO OME	**$104.00**										
C604-402	Blank Plate, AL25	**106.00**										
**	Specify part number, lever style, finish. Ex: 04-060 RHO 626 (Rhodes design, 626 finish)											

Latches and Related Components

Available Finishes - Specify for Listed Parts	605	606	609	612	613	619	622	625	626	643e	626AM
11-068, 11-069, 11-110, 11-111, 11-112, 11-116, 11-113, 11-118, 11-085, 11-088, 11-104, 11-091, 11-092, 11-096, 11-105, 11-103	▪	▪	▪	▪	▪	▪	▪	▪	▪	▪	
39-030	▪								▪		

Part Number	Backset - Hsg Dia - Description	Price Each
Spring Latch		
11-068	2 3/8" - 7/8" - Square corner, 1" x 2 1/4"	**$60.20**
11-069	2 3/8" - 7/8" - 1/4" Radius round corner, 1" x 2 1/4"	
11-110	2 3/8" - 1" - Circular drive in - 605 & 626 finishes only	
11-111	2 3/4" - 7/8" - Square corner, 1" x 2 1/4"	
11-112	2 3/4" - 7/8" - 1/4" Radius round corner, 1" x 2 1/4"	
11-116	2 3/4" - 1" - Square corner, 1 1/8" x 2 1/4"	
11-113	2 3/4" - 1" - Circular drive in - 605 & 626 finishes only	
11-118	3 3/4" - 1" - Square corner, 1 1/8" x 2 1/4"	**64.70**
Dead Latch		
11-085	2 3/8" - 7/8" - Square corner, 1" x 2 1/4"	**60.20**
11-088	2 3/8" - 7/8" - 1/4" Radius round corner, 1" x 2 1/4"	
11-104	2 3/8" - 1" - Circular drive in - 605 & 626 finishes only	
11-091	2 3/4" - 7/8" - Square corner, 1" x 2 1/4"	
11-092	2 3/4" - 7/8" - 1/4" Radius round corner, 1" x 2 1/4"	
11-096	2 3/4" - 1" - Square corner, 1 1/8" x 2 1/4"	
11-105	2 3/4" - 1" - Circular drive in - 605 & 626 finishes only	
11-103	3 3/4" - 1" - Square corner, 1 1/8" x 2 1/4"	**64.70**
41-005	5" - Backset extension link - require reinforcement when used in hollow metal door applications	**22.80**
39-030	Rabbeted latch and strike kit - adapts square corner latches and 2 3/4" high square corner strikes to 1/2" rabbeted door and frame preparations.	**58.20**

Strikes

Available Finishes - Specify for Listed Parts	605	606	609	612	613	619	622	625	626	643e	626AM
10-001, 10-004, 10-025, 10-026, 10-027	▪	▪	▪	▪	▪	▪	▪	▪	▪	▪	
10-058	▪								▪		

Part Number	Lip Length - Description	Price Each
10-001 118	1 1/8" - Square corner, T-strike, box, 1 1/8" x 2 3/4"	**$6.50**
10-001 100	1" - Square corner, T-strike, box, 1 1/8" x 2 3/4"	**13.50**
10-001 114	1 1/4" - Square corner, T-strike, box, 1 1/8" x 2 3/4"	
10-001 112	1 1/2" - Square corner, T-strike, box, 1 1/8" x 2 3/4"	
10-001 134	1 3/4" - Square corner, T-strike, box, 1 1/8" x 2 3/4"	
10-001 200	2" - Square corner, T-strike, box, 1 1/8" x 2 3/4"	
10-004	1 1/8" - 1/4" Radius round corner, T-strike, box, 1 1/8" x 2 3/4"	**11.10**
10-025 1316	1 3/16" - ANSI, no box, 1 1/4" x 4 7/8"	**15.20**
10-025 138	1 3/8" - ANSI, no box, 1 1/4" x 4 7/8"	**43.70**
10-025 112	1 1/2" - ANSI, no box, 1 1/4" x 4 7/8"	
10-026	1 1/8" - Square corner, full lip, no box, 1 5/8" x 2 1/4"	**7.60**
10-027	1 1/8" - 1/4" Radius round corner, full lip, no box, 1 5/8" x 2 1/4"	**7.60**
10-058	Circular, adjustable, 1 3/4" diameter	**10.90**
K510-066	Box for ANSI strike	**6.80**

Plunger Parts

Available Finishes - Specify for Listed Parts		605	609	612	613	619	622	625	626	643e	626AM
51-037, 51-038, 51-039, 51-040, 51-041		•	⌛	•	•	•	•	•	•	•	
Part Number	**Description**	**Price Each**									
51-037	Plunger unit, inside - AL53	**$16.60**									
51-038	Plunger unit, inside - AL85										
51-039	Plunger unit, inside - AL40, AL44, AL50										
51-040	Plunger unit, outside - AL40										
51-041	Plunger unit, outside - AL44										

Reinforcements and Adapters

Part Number	Description	Price Each
37-001	Metal door reinforcer kit, fits both 7/8" and 1" diameter housings - Specify door thickness, includes A501-567 and A501-565 or A501-566	**$39.30**
A501-565	Reinforcer for 1 3/8" thick non-reinforced metal doors. Fits both 7/8" and 1" diameter housings.	**19.80**
A501-566	Reinforcer for 1 3/4" thick non-reinforced metal doors. Fits both 7/8" and 1" diameter housings.	
A501-567	3 1/2" Long latch housing sleeve used to reinforce joint between latch and backset link or to hold latch in metal doors	**12.30**
A501-878*	Faceplate adapter to adapt 1" faceplate to 1 1/8" door preparation	**0.80**
G506-815	1" Long latch housing sleeve to adapt 7/8" housing to 1" bore	**6.90**
*	Order in multiples of 100	

Parts for 2" Doors

Available Finishes - Specify for Listed Parts		605	606	609	612	613	619	622	625	626	643e	626AM
		•	•	⌛	•	•	•	•	•	•	•	
Part Number	**Description**	**Price Each**										
A700-043	Driver, 2" door	**$72.30**										
A700-028*	Hub, 2" door, for inside and outside - for locks manufactured after May 2003	**33.90**										
A700-029*	Hub, out., 2" doors - AL70 - for locks manufactured after May 2003	**41.90**										
A700-030*	Hub, out., 2" doors - AL25											
A700-033*	Full size interchangeable core lever insert, 2" door	**7.20**										
A700-034*	Lever insert, 2" door											

(SFIC not available for 1 7/8" - 2" door thickness)
* No finish specification required

Hub, Frame and Housing Kits — For Locks Manufactured before May, 2003

Part Number	Description			Price Each
A700-048	All (except AL25 & AL70)	1 3/8" - 1 7/8"	(2) A700-032 Chassis screws (1) A700-056 Frame, hub (2) A700-046 Hub (1) A700-057 Housing	**$87.40**
A700-050		2"	(2) A700-032 Chassis screws (1) A700-056 Frame, hub (2) A700-028 Hub (1) A700-057 Housing	**89.70**
A700-049	AL70	1 3/8" - 1 7/8"	(2) A700-032 Chassis screws (1) A700-056 Frame, hub (1) A700-046 Hub (1) A700-057 Housing (1) A700-014 Hub	
A700-051		2"	(2) A700-032 Chassis screws (1) A700-056 Frame, hub (2) A700-028 Hub (1) A700-057 Housing	

Miscellaneous Parts

Part Number	Description	Price Each
A100-053	Spring cage, ins. - 4 prong for locks manufactured after May 2002	$67.30
A100-054	Spring cage, out. - 4 prong for locks manufactured after May 2002	
A201-370	Cam - AL80	9.80
A301-402	Cam - AL40, AL50, AL53, AL85	10.00
A501-167	Threaded rod for mounting AL170s as double dummy set	16.80
A501-305	Hub plate, ins.	7.90
A501-311	Slide spring	7.50
A501-615	Spindle wedge - AL80, AL85	7.40
A501-721	Cam plug - AL70	22.70
A501-791	Cam spacer - AL70	4.60
A501-874	Hub plate, out. - AL25	11.90
A501-901	Hub plate, out. - AL80, AL85	5.30
A508-597	Spring seat - AL50, AL53, AL70, AL80, AL85	7.50
A590-158	Slide - AL85	
A590-159	Slide - AL50, AL53, AL70, AL80	
A590-180	Slide, restoring - AL40, AL44	
A590-181	Slide, non-restoring - AL10, AL25	
A700-003	Spindle sleeve - AL85	
A700-004	Hub plate, out. (except AL25, AL80, AL85)	
A700-014	Hub, out. - AL70 - for locks manufactured after May 2003	33.90
A700-015	Lever insert, 1 3/8" - 1 7/8" doors - for locks manufactured before May 2002	7.20
A700-016	Hub, out., 1 3/8" – 1 7/8" doors - AL25	33.90
A700-017	Spiral cam - AL70	11.90
A700-036	Spring - AL40, AL44	10.00
A700-046	Hub, 1 3/8" - 1 7/8" doors - for locks manufactured after May 2003*	6.60
A700-047	Interchangeable core lever insert, 1 3/8" - 1 7/8" doors	7.20
A700-056	Frame, hub - for locks manufactured after May 2003	12.10
A700-057	Housing - for locks manufactured after May 2003	
A710-001	Spindle & catch, out. (except AL10, AL40)	9.80
A710-004	Spindle & catch, ins.	
A710-007	Spindle & hub - AL170	30.90
A710-008	Small Format Interchangeable Core spindle & catch, outside - AL50, AL53, AL70, AL80	26.10
A710-020	Spindle & catch, out. - AL10, AL40	9.80
C503-308	Anchor spring (except AL25)	7.50
C604-273	Rose pin - AL25	1.60
C604-354	Castle nut	17.80
C604-400	Mounting plate - AL170	22.50

Special Parts - Extended Lead Times

Available Finishes - Specify for Listed Parts		605	606	609	612	613	619	622	625	626	643e	626AM
XQ07-351		•	•	⌛	•	•	•	•	•	•	•	
Part Number	**Description**	**Price Each**										
XQ07-351*	10-025 Strike, 7/8" flat lip	$42.70										
	10-025 Strike, lips thru 6" (except 7/8", 1 3/16", 1 3/8", and 1 1/2")	206.00										
*	Specify lip length											

Screws

Available Finishes - Specify for Listed Parts	605	606	609	612	613	619	622	625	626	643e	626AM
A501-171, A501-746, C603-256, C603-897	•	•	⌛	•	•	•	•	•	•	•	

Part Number	Description	Type	Size	Price Each
A501-171*	Washer, thru bolt - AL170	—	—	$1.20
A501-746*	Mounting, thru bolt - AL170	POH Machine	1/4" 20 x 2 1/2"	
A700-032*	Chassis	PFH Cross Recess	10-32 x 3/8"	
C603-256*	ANSI strike	PFH Combo	12-24 x 1"	1.00
C603-897*	Latch and strike	PFH Combo	#8 x 3/4"	0.90
C604-395*	Spring cage screws	PFH Machine	8-32 x 2 1/8"	1.90
L583-133*	Mounting surface - AL170	Sheet Metal	#8 x 1"	0.92
*	Order in multiples of 100			

Screw Packs

Available Finishes - Specify for Listed Parts	605	606	609	612	613	619	622	625	626	643e	626AM
B202-517, C203-736, C303-029, C303-421	•	•	⌛	•	•	•	•	•	•	•	

Part Number	Description	Contents	Price Each
B202-517	Latch and strike	(4) C603-897	$8.30
C203-736	ANSI strike	(2) C603-256	6.60
C303-438	Spring cage screws	(2) C604-395	4.80
C303-029	Mounting	(4) C603-897 (2) C603-256 (2) C604-395 (1) M504-271	16.60
C303-421	Mounting, AL170	(1) A501-167 (1) A501-171 (1) A501-746 (2) L583-133 (1) M504-271	12.20

Torx Screw Packs

Available Finishes - Specify for Listed Parts	605	606	609	612	613	619	622	625	626	643e	626AM
C203-311, C203-312	•	•	⌛	•	•	•	•	•	•	•	

Part Number	Description	Contents	Price Each
C203-311**	Latch and strike	(4) C503-766 (T-15)	$21.90
C203-312**	Latch and ANSI strike	(2) C503-766 (T-15) (2) L583-371 (T-20)	
**	Torx screw packs are furnished with appropriate T-xx installation tool(s)		

Cylinder Reference Table

Available Finishes - Specify for Listed Parts				606	626
21-020, 20-728/XP, 20-528/XP, 12-021					
Part Number	**Cylinder Mechanism**	**Function**	**Design**	**Price Each - Open**	**Price Each - Restricted**
21-020	Standard	Standard Functions	All	$64.00	$81.50
91-006	Everest SL (R/B Keyways only)				81.50
20-728	Primus			141.00	
20-728-XP	Primus XP				
91-706-XP	Everest SL Primus XP (R/B Keyways only)				141.00
20-528	Primus UL437			174.00	
20-528-XP	Primus UL437 XP				
21-021	Standard	AL85		95.00	112.50

D Series

GRADE 1 CYLINDRICAL KNOB LOCK

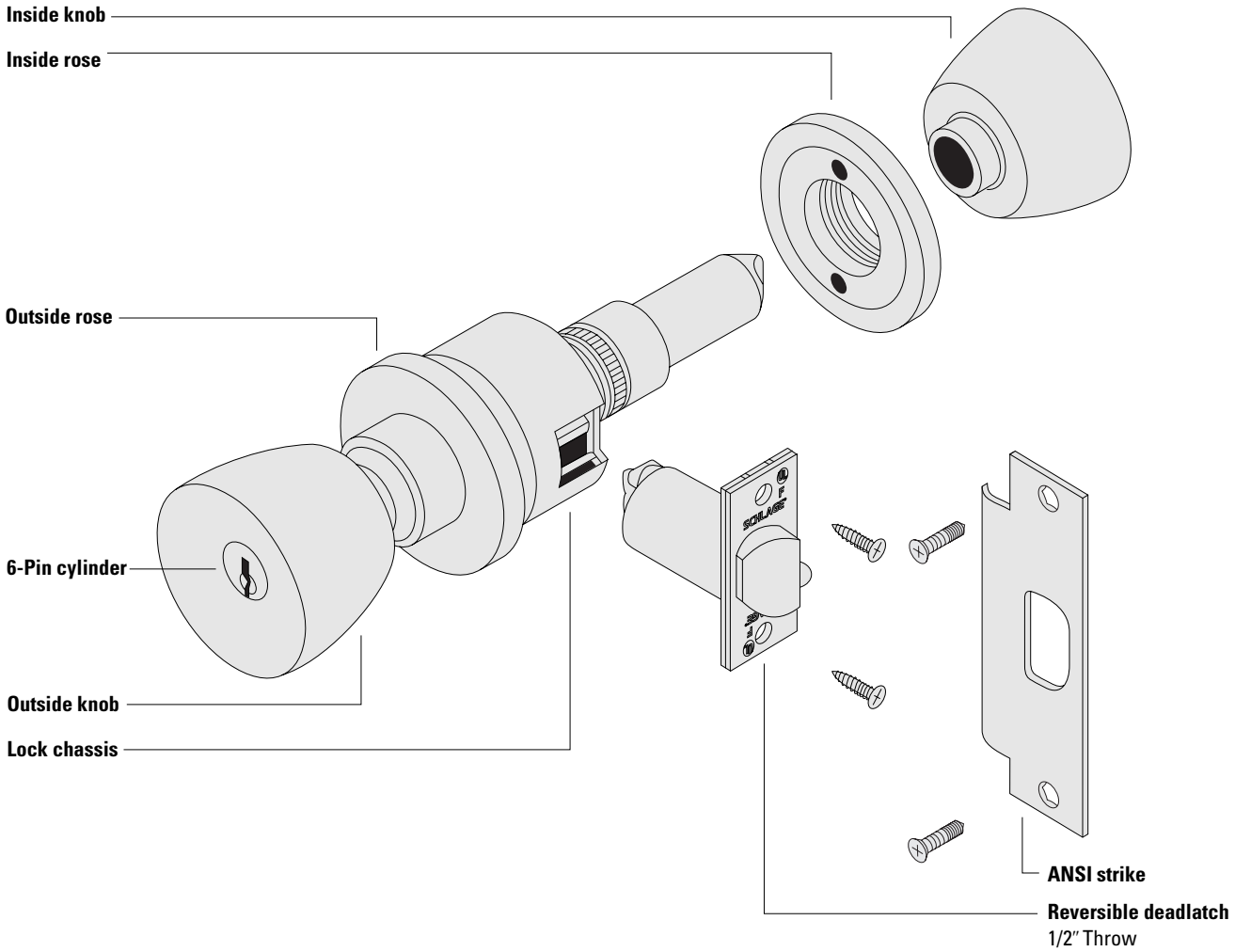

D Series

Ordering Procedures

To order Schlage products, descriptive data should be in the same sequence as shown below.

Line Item	Qty	Product	Outside		Inside		Hand	Latch	Strike	Dr Thk	Ext	DIM	Additional Details
			DES	FIN	DES	FIN							
1	10	D53PD	ORB	625	PLY	625	-	13-247	10-025	214	EE	-	KA

Line Item: Line item number
Qty: Quantity
Product: Product function + Cylinder code
Outside Des: Outside lever design
Outside Fin: Outside finish
Inside Des: Inside lever design: Specify only if different from the outside lever design
Inside Fin: Inside lever finish: Specify only if different from the outside finish
Hand: Hand of door: N/A for D lock
Latch: Product latch: Leave blank for standard latch or specify part number if non-standard latch is required.
Strike: Product strike: Leave blank for standard strike or specify part number if non-standard strike is required.
Dr Thk: Door thickness: Enter door thickness if non-standard. Example: 138=1 3/8", 214=2 1/4"
Ext: Extension: Enter for doors 2" or greater. Example: EE=extended equally, EI=extended inside, EO=extended outside, ED=extended differently
Dim: Dimension: Enter only for non-standard strike lip length
Additional Details: Enter additional detail for keying information or special requirements

Common Pricing Information	
1.	Locks are furnished with standard features unless otherwise specified.
2.	Door thickness is 1 ¾" unless otherwise specified.
3.	Split finishes and designs will be priced at the highest list price of the design and/or finish.
4.	⌛ denotes a lock or part that requires an extended lead time.
5.	✋ denotes a handed product and requires handing to be specified.
6.	For all restricted keyways (Everest D, Everest 29 T, Quad, Numbered, Reversed) add $17.50. This does not apply to Primus cylinders. See Terms and Conditions for ordering information and requirements.
7.	Locks, keys and cylinders containing restricted keyways require additional documentation to order. Please see Terms and Conditions for the specific requirements.
8.	Keyway must be specified for keyed functions and cylinders. If not specified, default keyway will be S123 for KA, KD and 0-bitted product and S145 for Factory managed masterkey systems.
9.	Multiple keying options are available. Locks and cylinders are furnished KD unless otherwise specified or excepted by notation.
10.	Control Keys for permanent and construction cores are not included with the lock or cylinder and must be ordered separately.
11.	Locks specified C keyway and KD will receive 6 pin cylinders keyed 5 pin with 5 pin keys. Locks specified 0-bitted will receive 6 pin cylinders with 6 pin keys.
12.	Full Size Interchangeable Cores (FSIC) are furnished 1-bitted unless otherwise specified. If 0-bitted is selected, the order will be entered as 1-bitted. This does not apply to FSIC Primus® cores.
13.	Conventional standard pinned cylinders, Primus cylinders (conventional and FSIC) can be supplied 0-bitted. If 1-bitted is selected, the order will be entered as 0-bitted.
14.	Available plug face finishes are 606 and 626. For brass or bronze finish colors, the plug face finish is 606. For chrome, nickel or stainless steel finish colors, the plug face finish is 626.
15.	Locks and cylinders will be furnished with 2 keys each as standard. Additional keys will be charge at the additional cut keys charge appropriate for the cylinder/key type

Table of Contents

Functions **D-4**
Complete Locks **D-5**
Options **D-7**
Latches D-7
Strikes D-7
Locks Less Components D-7
Non-Standard Door Thickness D-7
Tamper Resistant Torx Screws D-7
Special Functions D-7
Parts **D-8**
Knobs and Related Components D-8
Roses D-8
Latches and Related Components D-8
Strikes D-9
Plunger Parts D-9
Reinforcements D-9
Finished Miscellaneous Parts D-9
Special Parts D-10
Miscellaneous Parts D-10
Screws D-11
Screw Packs D-11
Torx Screw Packs D-11
Cylinder Reference Table D-11
Complete Cylinders **See Cylinders Section**
How To Order **Forms & Examples**

Product Identification

D 53 P D

Latch Suffix
- **D** = Deadlatch
- **S** = Springlatch

Cylinder Suffix
- **P** = 6-Pin Cylinder
- **L** = Less 6-Pin Cylinder
- **C** = Less 6-Pin Cylinder*
- **R** = Full Size Interchangeable Core
- **J** = Less Full Size Interchangeable Core
- **M** = Everest 29 SL Full Size Interchangeable Core
- **T** = Full Size Construction Core
- **Z** = Everest SL 7 pin Cylinder

Function

Lock Series

** Used for double cylinder functions.*

Finish Codes and Descriptions

Code		Description
605	(US 3)	Bright Brass
606	(US 4)	Satin Brass
609	(US 5)	Antique Brass
612	(US 10)	Satin Bronze
613	(US 10B)	Oil Rubbed Bronze
625	(US 26)	Bright Chromium Plated
626	(US 26D)	Satin Chromium Plated
629	(US 32)	Bright Stainless Steel
630	(US 32D)	Satin Stainless Steel
643e	(US 11)	Aged Bronze

Standard Features

BHMA CERTIFIED

Certification	ANSI/BHMA Certified A156.2-2011, Series 4000, Grade 1, UL Listed for 3-hour fire door.
Latch	1 1/8" x 2 1/4", Square corner faceplate, 1" housing diameter, 1/2" throw
Strike	1 1/4" x 4 7/8", ANSI, Square corner, no box
Backset	2 3/4"
Cylinder	6-Pin solid brass, keyed 6-pin, S123 keyway, keyed different (KD)
Door Range	1 3/8" – 2"
Keys	Two nickel silver cut keys per lock, 6-pin, S123 section

ANSI/BHMA Certified A156.2-2011, Series 4000, Grade 1, UL Listed for 3-hour fire door.

Non-Keyed Locks

SCHLAGE ANSI

D10S F75

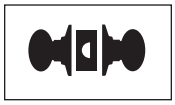

Passage Latch
Both knobs always unlocked.

D25D

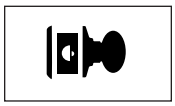

Exit Lock
Blank plate outside. Inside knob always unlocked.

D40S F76

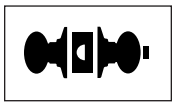

Bath/Bedroom Privacy Lock
Push-button locking. Can be opened from outside with small screwdriver. Turning inside knob or closing door releases button.

D44S

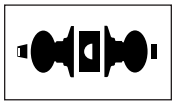

Hospital Privacy Lock
Push-button locking. Unlocked from outside by turning emergency turn-button. Turning inside knob or closing door releases button.

D170

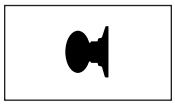

Single Dummy Trim
Dummy trim for one side of door. Used for door pull or as matching inactive trim.

Keyed Locks

SCHLAGE ANSI

D53PD F109

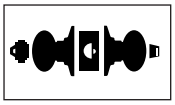

Entrance Lock
Turn/push-button locking; pushing and turning button locks outside knob, requiring use of key until button is manually unlocked. Push-button locking; pushing button locks outside knob until unlocked by key or by turning inside knob.

D60PD F88

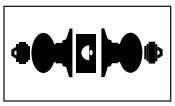

Vestibule/Classroom Security Lock
Latch retracted by key from outside when outside knob is locked by key in inside knob. Inside knob is always unlocked.

D66PD F91

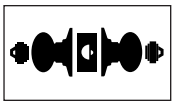

Store Lock
Key in either knob locks or unlocks both knobs.

Keyed Locks

SCHLAGE ANSI

D70PD F84

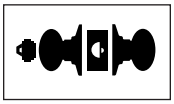

Classroom Lock
Outside knob locked and unlocked by key. Inside knob always unlocked.

D72PD F80

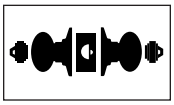

Communicating Lock
Key in either knob locks or unlocks each knob independently.

D73PD F90

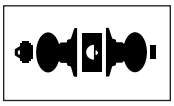

Corridor Lock
Locked or unlocked by key from outside. Push-button locking from inside. Turning inside knob or closing door releases button.

D80PD F86

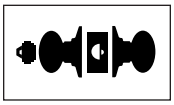

Storeroom Lock
Outside knob fixed. Entrance by key only. Inside knob always unlocked.

D80PDEL

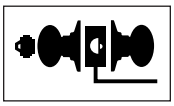

Electrically Locked (Fail Safe)
Outside knob continuously locked electrically. Unlocked by key outside or by switch or power failure. Auxiliary latch deadlocks latchbolt when door is closed. Inside knob always free for immediate exit.

D80PDEU

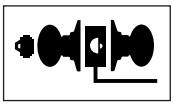

Electrically Unlocked (Fail Secure)
Outside knob continuously locked until unlocked by key or electric current. Auxiliary latch deadlocks latchbolt when door is closed. Inside knob always free for immediate exit.

D82PD F87

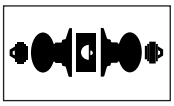

Institution Lock
Both knobs fixed. Entrance by key in either knob.

D85PD F93

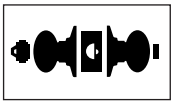

Faculty Restroom Lock (with Indicator Cylinder)
Outside knob fixed. Entrance by key only. Push-button in inside knob activates visual occupancy indicator, allowing only emergency masterkey to operate. Turning inside knob or closing door releases visual occupancy indicator. Rotation of inside spanner-button provides lock-out feature by keeping indicator thrown.

Caution: *Double cylinder locks on residences and any door in any structure which is used for egress are a life safety hazard in times of emergency and their use is not recommended. Installation should be in accordance with existing codes only.*

Orbit (ORB)

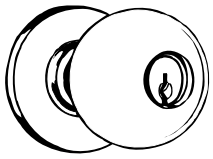

Plymouth (PLY)

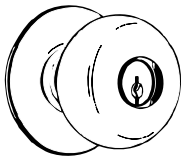

Tulip (TUL)



Roses

Inside/Outside Rose - Plymouth
Knobs: Plymouth
Size: 2 1/2" dia.

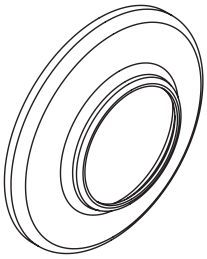

Inside/Outside Rose - Tulip
Knobs: Tulip & Orbit
Size: 2 1/2" dia.

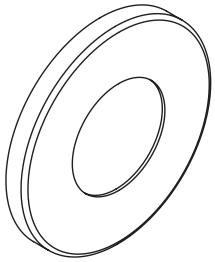

Latches

Deadlatch
13-247

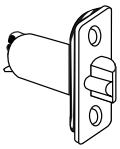

Springlatch
13-248

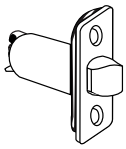

Anti-Friction Fire Door Deadlatch, 14-042

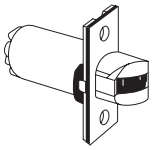

Backset Extension Link
43-005

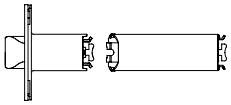

Strikes

ANSI Strike
10-025

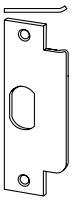

T Strike
10-013

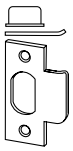

Square corner, T-strike, deep box, fire door latch
10-016

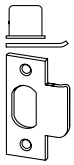

D Knobs · Complete Locks

Function	Description	Design and Finishes ORB PLY TUL*** 626	605 606 609 612 625 643e	613 629 630*	Primary Cylinder Adjustments Available Levers Available Finishes		
Keyless					**LD CD**	**RD TD**	**JD**
D10S	Passage	**546**	**558**	**576**			
D25D	Exit, blank plate x lever				**ALL**	**ORB**	
D40S	Privacy	**683**	**695**	**713**	**605 606 609 612 613 625 626 629 630* 643e**		
D44S	Privacy, hospital						
D170	Single dummy	**240**	**246**	**256**			
Keyed, Single Cylinder					LD	RD TD**	JD
D53PD	Entrance	**795**	**807**	**825**	**-64**	**38**	**-35**
D70PD	Classroom						
D73PD	Corridor						
D80PD	Storeroom						
D80PD EL/EU	Electrically locked or unlocked	**1,245**	**1,257**	**1,275**			
D85PD	Faculty Restroom Lock	**864**	**876**	**894**	**-95**	**NOT AVAILABLE**	
Keyed, Double Cylinder					CD	RD TD**	JD
D60PD	Vestibule	**869**	**881**	**899**	**-128**	**76**	**-70**
D66PD	Store						
D72PD	Classroom Security						
D82PD	Institution						
Secondary Cylinder Adjustment	EVEREST AND RESTRICTED KEYWAY - **DOES NOT APPLY TO PRIMUS**						
	EVEREST D & T FAMILY & RESTRICTED KEYWAYS (QUAD, NUMBERED, REVERSE)				**+17.50**		
	SL Cylinder with Everest B or Everest R keyways				**+17.50**		
	PRIMUS/PRIMUS XP - **ORDER THE LOCK LESS CYLINDER AND THE CYLINDER SEPARATELY** (PRICES BELOW)						
	SINGLE KIL EXAMPLE: 1 EA. D53LD & 1 EA. 20-748(-XP)				**+141**		
	DOUBLE KIL EXAMPLE: 1 EA. D72CD & 2 EA. 20-748(-XP)				**+282**		
	SINGLE FSIC EXAMPLE: 1 EA. D53JD & 1 EA. 20-740(-XP)				**+152**		
	DOUBLE FSIC EXAMPLE: 1 EA. D72JD & 2 EA. 20-740(-XP)				**+304**		
*	Finish only available in PLY knob						
**	Temporary cores (TD and HD options) require non-refundable core handling charge (50-231) of $10.40 and will be added to the price of the lock.						
***	TUL knobs not available stainless steel finishes						

Latches

Part Number	Backset - Description	Lock Adjustment
Spring Latch		
13-248	2 3/4" - Square corner, 1 1/8" x 2 1/4"	**N/C**
14-010	3 3/4" - Square corner, 1 1/8" x 2 1/4"	**+10.70**
Deadlatch		
14-047	2 3/8" - Square corner, 1 1/8" x 2 1/4"	**N/C**
14-048	2 3/8" - Square corner, 1 x 2 1/4"	**N/C**
13-247	2 3/4" - Square corner, 1 1/8" x 2 1/4"	**N/C**
14-042	2 3/4"" - Anti-friction fire door latch Square corner, 1 1/8" x 2 1/4", 3/4" throw, modified latch prep for anti-friction tongue pivot	**+181.00**
14-028	3 3/4" - Square corner, 1 1/8" x 2 1/4"	**+10.70**
43-005	5" - Backset extension link - require reinforcement when used in hollow metal door applications, must be used with 2 3/4" backset latches	**+33.10**

Strikes

Part Number	Lip Length - Description	Lock Adjustment
10-013	1 1/8" - Square corner, T-strike, box, 1 1/8" x 2 3/4"	**N/C**
	1 1/2" - Square corner, T-strike, box, 1 1/8" x 2 3/4"	**+4.60**
10-016	1 1/8" - Square corner, T-strike, deep box, fire door latch	**N/C**
10-025	1 3/16" - ANSI, no box, 1 1/4" x 4 7/8"	**N/C**
	1 3/8" - ANSI, no box, 1 1/4" x 4 7/8"	**+28.00**
	1 1/2" - ANSI, no box, 1 1/4" x 4 7/8"	
K510-066	Box for ANSI strike, must be specified	**N/C**

Locks Less Components

Description	Specify	Lock Adjustment
Less each knob	LLL for lever design Example: D53PD LLL/RHO x ATH	**-22.80**
Less each rose	LLL for rose design Example: D53PD RHO x RHO/LLL	**-15.80**
Less springlatch	LLL for latch Example: D40S RHO 605 LLL 10-025	**-27.30**
Less deadlatch	LLL for latch Example: D53PD SPA 626 LLL 10-025	**-36.50**
Less strike	LLL for strike Example: D53PD ATH 612 13-047 LLL	**-5.40**
Lock chassis and spring cages only	Less all possible components Example: D53LD LLL 626 LLL LLL, lever chassis	**Sum of deducts**

Non-Standard Door Thickness

Description	Specify	Lock Adjustment
Extended Equally (EE), over 2" – 2 1/2"	Door thickness and how door is extended. Example: 2", ED	**+75.20**
Extended Differently (ED), over 2" – 2 1/2"		**+352.00**
Note: For door thicknesses not listed, please use the Schlage Innovation Center Process.		

Tamper Resistant Torx® Screws

Specify/ Part Number	Description	Lock Adjustment
Torx Screws	Screws - Latch and Strike	**+21.30**

Special Functions - Extended Lead Times

Part Number				
Lock Function	"X" Number	Function - Description	Base Lock	Lock Adjustment (Base Lock)
D25x80	XC03-543	D25x80 - Blank plate outside, fixed knob inside. Key in knob retracts latch.	D80	**+530.00**
D60	XC03-928	D60 - Closed outside knob.	D70	**+341.00**
D70x80	XC07-960	D70x80 - Key locks or unlocks outside knob. Key in fixed inside knob retracts latch.	D82	**+469.00**
D25x70	XC11-577	D25x70 - Blank plate outside. Key locks or unlocks inside knob.	D70	**+530.00**

Shaded items are standard components and are furnished with locks unless otherwise specified.

Knobs and Related Components

Available Finishes - Specify for Listed Parts		605	606	609	612	613	625	626	629	630	643e
04-006 PLY, 04-007 PLY		▪	⌛	▪	▪	▪	▪	▪	⌛	▪	▪
04-006 ORB TUL, 04-007 ORB TUL, 04-030, 04-031, 04-034		▪	⌛	▪	▪	▪	▪	▪	⌛		▪
Part Number	**Description**	**Price Each**									
04-006*	Closed Lever - ORB PLY TUL	**$112.00**									
04-007*	Open Lever - ORB PLY TUL										
04-030*	Full size core knob, driver, retainer (converts PD to JD) - ORB	**94.10**									
04-031*	Full size core knob - ORB	**79.30**									
04-034*	Full size core knob, core, driver, and retainer (converts PD to RD) - ORB	**173.00**									
C503-403	Cylinder sleeve	**11.90**									
C503-746											
C503-940											
C603-262											
04-033	Full size core driver and retainer	**13.10**									
C603-569	Full size core retainer	**4.40**									
C604-333	Full size core driver, universal	**8.80**									
*	Specify part number, knob style, finish. Ex: 04-007 ORB 626 (open lever, Orbit design, 626 finish)										

Roses

Available Finishes - Specify for Listed Parts		605	606	609	612	613	625	626	629	630	643e
04-001 PLY, 04-002 PLY, C503-775		▪	⌛	▪	▪	▪	▪	▪	⌛	▪	▪
04-001 TUL, 04-002 TUL		▪	⌛	▪	▪	▪	▪	▪	⌛		▪
Part Number	**Description**	**Price Each**									
04-001**	Outside Rose - PLY TUL	**$104.00**									
04-002**	Inside Rose - PLY TUL										
C503-775	Blank Rose, D25	**47.70**									
**	Specify part number & finish. Ex: 04-002 PLY 626 (Plymouth design, 626 finish)										

Latches and Related Components

Available Finishes - Specify for Listed Parts		605	606	609	612	613	625	626	629	630	643e
13-248, 14-010, 14-047, 14-048, 13-247, 14-042, 14-028, 43-005		▪	⌛	▪	▪	▪	▪	▪	⌛	▪	▪
39-030										▪	
Part Number	**Backset - Description**	**Price Each**									
Spring Latch											
13-248	2 3/4" - Square corner, 1 1/8" x 2 1/4"	**$90.10**									
14-010	3 3/4" - Square corner, 1 1/8" x 2 1/4"	**108.00**									
Dead Latch											
14-047	2 3/8" - Square corner, 1 1/8" x 2 1/4"	**117.00**									
14-048	2 3/8" - Square corner, 1" x 2 1/4"	**117.00**									
13-247	2 3/4" - Square corner, 1 1/8" x 2 1/4"	**90.10**									
14-042	2 3/4" - Anti-friction Fire Door Latch 1" Square corner, 1 1/8" x 2 1/4", 3/4" throw, modified latch prep for anti-friction tongue pivot	**358.00**									
14-028	3 3/4" - Square corner, 1 1/8" x 2 1/4"	**108.00**									
43-005	5" - Backset extension link - require reinforcement when used in hollow metal door applications; backset link must be used with 2 3/4" backset latches	**33.10**									
39-030	Rabbeted latch and strike kit - adapts square corner latches and 2 3/4" high square corner strikes to 1/2" rabbeted door and frame preparations.	**58.10**									

Shaded items are standard components and are furnished with locks unless otherwise specified.

Strikes

Available Finishes - Specify for Listed Parts		605	606	609	612	613	625	626	629	630	643e
10-013, 10-016, 10-025		▪	⌛	▪	▪	▪	▪	▪	⌛	▪	▪
Part Number	**Lip Length - Description**	**Price Each**									
10-013-118	1 1/8" - Square corner, T-strike, box, 1 1/8" x 2 3/4"	**$11.80**									
10-013-112	1 1/2" - Square corner, T-strike, box, 1 1/8" x 2 3/4"	**16.50**									
10-016	1 1/8"" - Square corner, T-strike, deep box, 1 1/8" x 2 3/4" 1 1/8" Use with fire door latch	**15.70**									
10-025-1316	1 3/16" - ANSI, no box, 1 1/4" x 4 7/8"	**15.20**									
10-025-138	1 3/8" - ANSI, no box, 1 1/4" x 4 7/8"	**43.70**									
10-025-112	1 1/2" - ANSI, no box, 1 1/4" x 4 7/8"										
K510-066	Box for ANSI strike	**7.20**									

Plunger Parts

Available Finishes - Specify for Listed Parts		605	606	609	612	613	625	626	629	630	643e
04-020, 04-021, 04-022, 04-023, 04-025, 04-026,		▪	⌛	▪	▪	▪	▪	▪	⌛	▪	▪
Part Number	**Dimension - Door Range - Description**	**Price Each**									
04-020*	443 - 1 3/8" – 2" - Plunger, ins - D40, D44	**$83.80**									
	468 - over 2" – 2 1/2", EE - Plunger, ins - D40, D44										
04-021*	170 - 1 3/8" – 2" - Plunger unit, out - D40	**66.00**									
	195 - over 2" – 2 1/2", EE - Plunger unit, out - D40										
04-022*	170 - 1 3/8" – 2" - Plunger unit, out - D44	**82.10**									
	195 - over 2" – 2 1/2", EE - Plunger unit, out - D44										
04-023*	443 - 1 3/8" – 2" - Plunger unit, ins - D53	**65.90**									
	468 - over 2" – 2 1/2", EE - Plunger unit, ins - D53										
04-025*	443 - 1 3/8" – 2" - Plunger unit, ins - D73										
	468 - over 2" – 2 1/2", EE - Plunger unit, ins - D73										
04-026*	443 - 1 3/8" – 2" - Plunger unit, ins - D85	**151.00**									
	468 - over 2" – 2 1/2", EE - Plunger unit, ins - D85										
*	Specify part number, dimension, design & finish. Ex: 04-022 170 626										

Reinforcements

Part Number	Description	Price Each
37-001	Metal door reinforcer kit, fits both 7/8" and 1" diameter housings - Specify door thickness, includes A501-567 and A501-565 or A501-566	**$39.30**
A501-565	Reinforcer for 1 3/8" thick non-reinforced metal doors. Fits both 7/8" and 1" diameter housings.	**19.80**
A501-566	Reinforcer for 1 3/4" thick non-reinforced metal doors. Fits both 7/8" and 1" diameter housings.	
A501-567	3 1/2" Long latch housing sleeve used to reinforce joint between latch and backset link or to hold latch in metal doors	**12.30**
A501-878**	Faceplate adapter to adapt 1" faceplate to 1 1/8" door preparation	**0.76**
G506-815	1" Long latch housing sleeve to adapt 7/8" housing to 1" bore	**6.90**
**	Order in multiples of 100	

Finished Miscellaneous Parts

Available Finishes - Specify for Listed Parts		605	606	609	612	613	625	626	629	630	643e
C102-522, C102-524, C102-541, C102-542, C102-570, C102-572		▪	⌛	▪	▪	▪	▪	▪	⌛	▪	▪
Part Number	**Description**	**Price Each**									
C102-522	Hub and cap, out (except D80, D80 EL/EU, D82, D85)	**$94.20**									
C102-524	Hub and cap, ins (except D82)	**70.70**									
C102-541	Hub and cap, ins - D170	**51.70**									
C102-542	Hub and cap, out - D80 EL/EU	**94.20**									
C102-570	Hub and cap, out - D80, D82, D85	**150.00**									
C102-572	Hub and cap, ins - D82										

Shaded items are standard components and are furnished with locks unless otherwise specified.

Special Parts - Extended Lead Times

Available Finishes		605	606	609	612	613	625	626	629	630	643e
XQ02-309, XQ03-494, XQ07-351, 38-018		▪	⌛	▪	▪	▪	▪	▪	⌛	▪	▪
Part Number	**Description**	**Price Each**									
XQ02-309	10-013 Strike, 7/8" flat lip	**$40.60**									
XQ03-494*	10-013 Strike, 1 5/8" – 6" lip	**170.00**									
	10-013 Strike, 6 1/8" – 12" lip	**216.00**									
XQ07-351*	10-025 Strike, 7/8" flat lip	**42.70**									
	10-025 Strike, lips thru 6" (except 7/8", 1 3/16", 3/8" and 1 1/2")	**206.00**									
XC03-069	Backset Link, range: 5" - 42", specify backset (not adjustable); NOTE: This extension link must be used with a 2-3/4" backset latch.	**760.00**									
38-018	Thin door extension ring (2 required per lock)	**13.20**									
*	Specify lip length										

Miscellaneous Parts

Part Number	Description	Lock Adjustment
A501-167	Threaded rod for mounting D170s as double dummy set	**$15.90**
C100-059	Spindle unit, out and ins - D66	**160.00**
C100-062	Spindle unit, out - D70, out and ins - D72	
C102-540	Hub and frame - D25	**53.40**
C102-837	Locking plug, out - D73	**76.10**
C102-840	Key spindle - D40, D44, D53, D60	**65.90**
C203-034	Spindle and catch, ins (except D60, D66, D72, D80EL/EU, D82)	**52.40**
C203-376	Plug - D85	**16.60**
C203-390	Spindle and key cam, out - D70, D72	**65.90**
C203-391	Spindle and key cam - D60	
C203-411	Key spindle and spring - D85	**54.00**
C203-733	Locking plug - D70, D72	
C203-858	Spindle and hammer, ins - D85	**65.90**
C203-947	Spindle and catch, out - D40, D44	**54.00**
C203-948	Spindle and catch, out - D53, D60, D73, D80	
C303-006	Slide and roller	**62.50**
C303-400	Spindle and catch, ins - D80EL/EU	**59.00**
C303-439	AC Rectifier	**69.40**
C503-008**	Cotter pin	**0.70**
C503-019	Slide spring	**6.70**
C503-308	Anchor spring (except D25, D170)	**7.50**
C503-314	Slide spring seat	**7.30**
C503-324	Spindle washer - D60, D70, D72, D85	**7.20**
C503-334	Plunger hammer - D85	**15.30**
C503-335	Plunger hammer spring - D85	**7.10**
C503-339	Key spindle - D80, D82, D85	**28.40**
C503-359	Key cam - D60	**15.50**
C503-360	Key cam rider - D60	**16.00**
C503-361	Key cam pin - D60	**7.10**
C503-362	Plunger - D60	**7.30**
C503-368	Key cam sleeve, out - D70, D72	**7.10**
C503-371	Plunger - D66	**7.10**
C503-400	Key cam pin - D70, D72	**7.10**
C503-768	Spacer - D80 EL/EU	**3.50**
C503-965	Plunger sleeve, out - D40, D44	**15.80**
C603-500	Housing	**15.30**
C604-187	Slide catch, restoring - D40, D44, D73, D85	**7.40**
C604-188	Slide catch, non-restoring - D53	
C604-191	Slide catch spring - D40, D44, D53, D73, D85	
C604-204	Spindle, keyed - D80 EL/EU	**28.40**
C604-205	Solenoid retaining clip - D80 EL/EU	**9.00**
C604-273	Rose pin - D25	**1.50**
C604-312	Anchor (except D25)	**7.30**
**	Order in multiples of 100	

Screws

Available Finishes - Specify for Listed Parts					605	606	609	612	613	625	626	629	630	643e
A501-171, A501-746, C603-256, C603-897					▪	⌛	▪	▪	▪	▪	▪	⌛	▪	▪
Part Number	**Description**	**Door Thickness**	**Type**	**Size**	**Price Each**									
A501-171*	D170, washer	—	Washer	—	**$1.20**									
A501-746*	D170, mounting screw	1 1/2" – 2"	POH Machine	1/4" 20 x 2 1/2"	**1.20**									
C603-256*	ANSI strike	—	PFH Combo	12-24 x 1"	**1.00**									
C603-897*	Latch and strike	—	PFH Combo	#8 x 3/4"	**0.90**									
*	Order in multiples of 100													

Screw Packs

Available Finishes - Specify for Listed Parts			605	606	609	612	613	625	626	629	630	643e
B202-517, C303-007, C203-736, C303-028			▪	⌛	▪	▪	▪	▪	▪	⌛	▪	▪
Part Number	**Description**	**Contents**	**Price Each**									
B202-517	Latch and strike	(4) C603-897	**$8.30**									
C303-007	Mounting, D170	(1) A501-171 (1) A501-746 (3) C603-897	**9.70**									
C203-736	ANSI strike	(2) C603-256	**6.60**									
C303-028	Mounting, all except D170	(4) C603-897 (2) C603-256	**12.20**									

Torx Screw Packs

Available Finishes - Specify for Listed Parts			605	606	609	612	613	625	626	629	630	643e
C203-311, C203-312			▪	⌛	▪	▪	▪	▪	▪	⌛	▪	▪
Part Number	**Description**	**Contents**	**Price Each**									
C203-311**	Latch and strike	(4) C503-766 (T-15)	**$21.30**									
C203-312**	Latch and ANSI strike	(2) C503-766 (T-15) (2) L583-371 (T-20)										
**	Torx screw packs are furnished with appropriate T-xx installation tool(s)											

Cylinder Reference Table

Available Finishes - Specify for Listed Parts					606	626
21-002, 23-001, 23-002, 23-003-098, 20-748/XP, 20-548/XP, 20-724/XP, 20-524/XP						
Part Number	**Cylinder Mechanism**	**Function**	**Design**	**Door Thickness**	**Price Each**	**Price Each - Restricted**
23-001	Standard	Standard Functions	All	Standard	**$64.00**	**$81.50**
91-016	Everest SL (R/B Keyways only)					**81.50**
20-748	Primus				**141.00**	
20-748-XP	Primus XP					
91-714-XP	Everest SL Primus XP (R/B Keyways only)					**141.00**
20-548	Primus UL437				**174.00**	
20-548-XP	Primus UL437 XP					
21-002	Standard			2" - 2 1/2"	**54.00**	**81.50**
91-004	Everest SL (R/B Keyways only)					**81.50**
20-724	Primus				**141.00**	
20-724-XP	Primus XP					
91-704-XP	Everest SL Primus XP (R/B Keyways only)					**141.00**
20-524	Primus UL437				**174.00**	
20-524-XP	Primus UL437 XP					
23-003	Standard	D85		Standard	**95.00**	**112.50**
23-003-098	Standard			2" - 2 1/2"	**95.00**	**112.50**

GRADE 1 CYLINDRICAL LEVERED LOCK

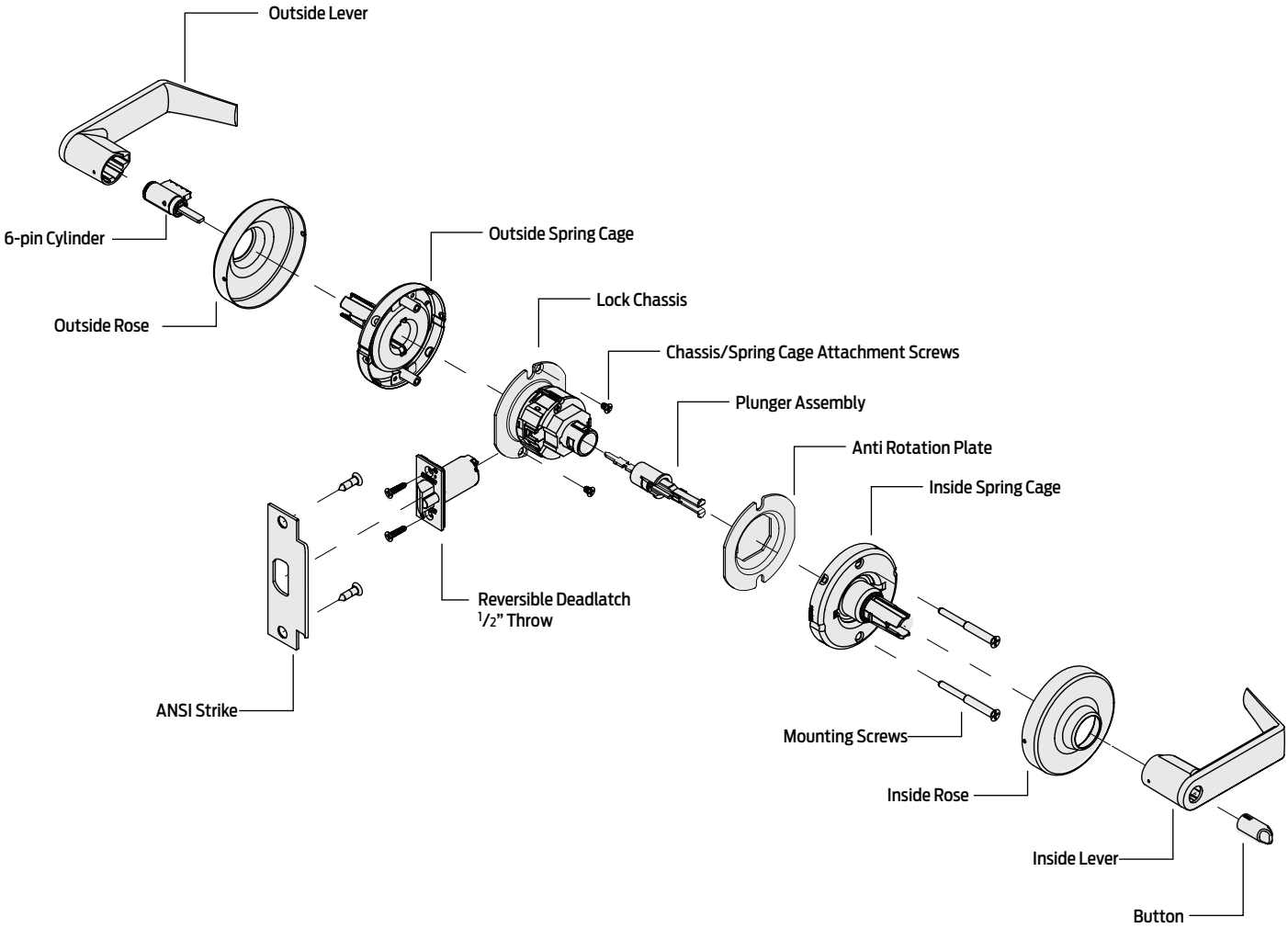

Ordering Procedures

To order Schlage products, descriptive data should be in the same sequence as shown below.

Line Item	Qty	Product	Outside		Inside		Hand	Latch	Strike	Dr Thk	Ext	DIM	Additional Details
			DES	FIN	DES	FIN							
1	10	ND53PD	RHO	622	OME	-	-	13-247	10-025	214	EE	138	KA

Line Item: Line item number
Qty: Quantity
Product: Product function + Cylinder code
Outside Des: Outside lever design
Outside Fin: Outside finish
Inside Des: Inside lever design: Specify only if different from the outside lever design
Inside Fin: Inside lever finish: Specify only if different from the outside finish
Hand: Hand of door: N/A for ND lock
Latch: Product latch: Leave blank for standard latch or specify part number if non-standard latch is required.
Strike: Product strike: Leave blank for standard strike or specify part number if non-standard strike is required.
Dr Thk: Door thickness: Enter door thickness if non-standard. Example: 138=1 3/8", 214=2 1/4"
Ext: Extension: Enter for doors 2 1/8" or greater. Example: EE=extended equally, EI=extended inside, EO=extended outside, ED=extended differently
Dim: Dimension: Enter only for non-standard strike lip length
Additional Details: Enter additional detail for keying information or special requirements

Common Pricing Information

1.	Locks are furnished with standard features unless otherwise specified.
2.	Door thickness is 1 ¾" unless otherwise specified.
3.	Split finishes and designs will be priced at the highest list price of the design and/or finish.
4.	⌛ denotes a lock or part that requires an extended lead time.
5.	✋ denotes a handed product and requires handing to be specified.
6.	For all restricted keyways (Everest D, Everest 29 T, Quad, Numbered, Reversed) add $17.50. This does not apply to Primus cylinders. See Terms and Conditions for ordering information and requirements.
7.	Locks, keys and cylinders containing restricted keyways require additional documentation to order. Please see Terms and Conditions for the specific requirements.
8.	Keyway must be specified for keyed functions and cylinders. If not specified, default keyway will be S123 for KA, KD and 0-bitted product and S145 for Factory managed masterkey systems.
9.	Multiple keying options are available. Locks and cylinders are furnished KD unless otherwise specified or excepted by notation.
10.	Control Keys for permanent and construction cores are not included with the lock or cylinder and must be ordered separately.
11.	Locks specified C keyway and KD will receive 6 pin cylinders keyed 5 pin with 5 pin keys. Locks specified 0-bitted will receive 6 pin cylinders with 6 pin keys.
12.	Full Size Interchangeable Cores (FSIC) are furnished 1-bitted unless otherwise specified. If 0-bitted is selected, the order will be entered as 1-bitted. This does not apply to FSIC Primus® cores.
13.	Conventional standard pinned cylinders, Primus cylinders (conventional and FSIC) can be supplied 0-bitted. If 1-bitted is selected, the order will be entered as 0-bitted.
14.	Available plug face finishes are 606 and 626. For brass or bronze finish colors, the plug face finish is 606. For chrome, nickel or stainless steel finish colors, the plug face finish is 626.
15.	Locks and cylinders will be furnished with 2 keys each as standard. Additional keys will be charge at the additional cut keys charge appropriate for the cylinder/key type

Table of Contents

Functions **ND-4**
Complete Locks **ND-7**
Options **ND-9**
Latches ND-9
Strikes ND-9
Locks Less Components ND-9
Non-Standard Door Thickness ND-9
Indicator Rose ND-10
Miscellaneous Lock Options ND-10
Tactile Options ND-10
School Upgrade Kits ND-11
Parts **ND-14**
Levers ND-14
Spring Cages ND-15
Conversion Kits ND-15
Roses ND-15
Buttons / Plunger Assemblies ND-15
Strikes ND-16
Cylinder Reference Table ND-16
Tail Pieces ND-16
Chassis Kits ND-17
Key Assemblies ND-18
Slide / Related Components ND-18
Spindles ND-18
Hollow Metal Door Reinforcements ND-19
Screws ND-19
Screw Packs, Standard ND-19
Torx Screw Packs ND-19
Screw Packs ND-20
Screws Packs, Torx ND-20
Allegion Connect Harnesses ND-20
Complete Cylinders **See Cylinders Section**
How To Order **Forms & Example**

BAA/ARRA
Contact your local RSO or
Sales Rep. for ordering details

Product Identification

ND 53 P D

Latch Suffix
- **D** = Deadlatch
- **S** = Springlatch

Cylinder Suffix
- **P** = 6-Pin Cylinder
- **L** = Less 6-Pin Cylinder
- **C** = Less 6-Pin Cylinder*
- **R** = Full Size Interchangeable Core
- **J** = Less Full Size Interchangeable Core
- **M** = Everest 29 SL Full Size Interchangeable Core
- **T** = Full Size Construction Core
- **B** = Less SFIC
- **BDC** = Disposable SFIC
- **G** = Everest 29 Patented SFIC
- **H** = Construction SFIC
- **Z** = Everest SL 7 pin Cylinder

Function

Lock Series

SFIC = Small Format (Best® Style) Interchangeable Core

** Used for double cylinder functions.*

Finish Codes and Descriptions

Code		Description
605	(US 3)	Bright Brass
606	(US 4)	Satin Brass
612	(US 10)	Satin Bronze
613	(US 10B)	Oil Rubbed Bronze
619	(US 15)	Satin Nickel
622	(US 19)	Matte Black
625	(US 26)	Bright Chromium Plated
626	(US 26D)	Satin Chrome
626AM		Antimicrobial Coating on Satin Chromium
643e	(US 11)	Aged Bronze

Standard Features

Certification	ANSI/BHMA Certified A156.2-2011, Series 4000, Grade 1, UL Listed for 3-hour fire door.
Latch	1 1/8" x 2 1/4", Square corner faceplate, 1" housing diameter, 1/2" throw
Strike	1 1/4" x 4 7/8", ANSI Square corner, no box
Backset	2 3/4"
Cylinder	6-Pin solid brass, keyed 6-pin, S123 keyway, keyed different (KD)
Door Range	1 5/8" – 2 1/8" for all functions except ND85; 1 3/4" – 2" for ND85
Keys	Two nickel silver cut keys per lock, 6-pin, S123 section

ANSI/BHMA Certified A156.2-2011, Series 4000, Grade 1, UL Listed for 3-hour fire door.

Non-Keyed Locks

SCHLAGE ANSI

ND10S F75

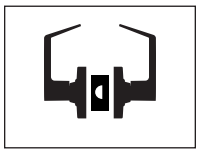

Passage Latch
Both levers always unlocked. Inside lever is always free for immediate egress. Also available with Request to Exit (RX) function.

ND12D F89

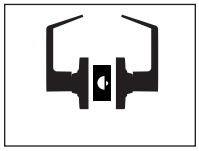

Exit Lock
Outside lever always fixed. Inside lever always unlocked for immediate egress. Also available with Request to Exit (RX) function.

ND12DEL



Electrically Locked (Fail Safe)
Outside lever continuously locked electrically. Unlocked by switch or power failure. Auxiliary latch deadlocks latchbolt when door is closed. Inside lever always always unlocked for immediate egress. Also available with Request to Exit (RX) function.

ND12DEU

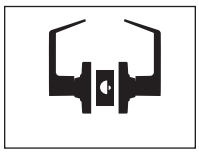

Electrically Unlocked (Fail Secure)
Outside lever continuously locked until unlocked by electric current. Auxiliary latch deadlocks latchbolt when door is closed. Inside lever always unlocked for immediate egress. Also available with Request to Exit (RX) function.

ND25D F89

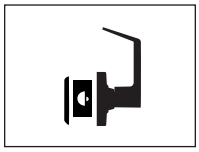

Exit Lock
Blank plate outside. Inside lever always unlocked for immediate egress.

ND40S F76

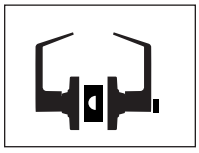

Bath/Bedroom Privacy Lock
Push-button locking. Can be opened from outside with small screwdriver. Turning inside lever or closing door releases button. Inside lever is always free for immediate egress.

ND44S

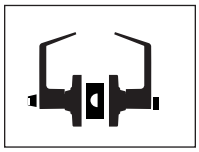

Hospital Privacy Lock
Push-button locking. Unlocked from outside by turning emergency turn-button. Turning inside lever or closing door releases button. Inside lever is always free for immediate egress.

ND170

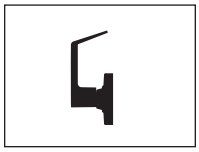

Single Dummy Trim
Dummy trim for one side of door. Used for door pull or as matching inactive trim.

Keyed Locks

SCHLAGE ANSI

ND50PD F82

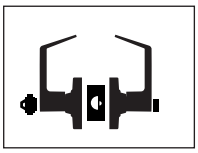

Entrance/Office Lock
Push-button locking. Push-button locks outside lever until unlocked with key or by turning inside lever. Inside lever is always free for immediate egress.

ND53PD F109

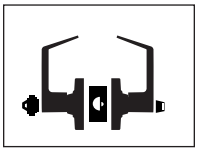

Entrance Lock
Turn/push-button locking; pushing and turning button locks outside lever, requiring use of key until button is manually unlocked. Push-button locking; pushing button locks outside lever until unlocked by key or by turning inside lever. Inside lever is always free for immediate egress.

ND60PD F88

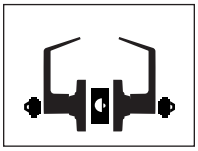

Vestibule Lock
Latch retracted by key from outside when outside lever is locked by key in inside lever. Inside lever always unlocked for immediate egress.

ND66PD F91

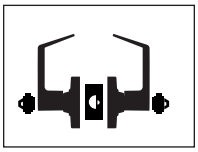

Store Lock
Key in either lever locks or unlocks both levers.

ND70PD F84

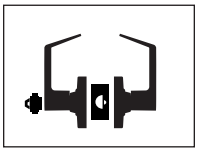

Classroom Lock
Outside lever locked and unlocked by key. Inside lever always unlocked for immediate egress.

ND73PD F90

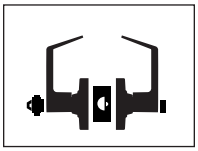

Corridor Lock
Locked or unlocked by key from outside. Push-button locking from inside. Turning inside lever or closing door releases button. When outside lever is locked by key it can only be unlocked by key. Inside lever always unlocked for immediate egress.

ND75PD F110

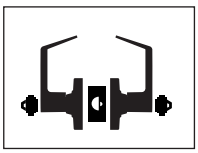

Classroom Security Lock
Key in either lever locks or unlocks outside lever. Inside lever always unlocked for immediate egress.

Safe School Locks

Caution: *Double cylinder locks on residences and any door in any structure which is used for egress are a life safety hazard in times of emergency and their use is not recommended. Installation should be in accordance with existing codes only.*

ANSI/BHMA Certified A156.2-2011, Series 4000, Grade 1, UL Listed for 3-hour fire door.

Keyed Locks

SCHLAGE ANSI

ND80PD F86

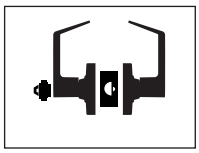

Storeroom Lock
Outside lever fixed. Entrance by key only. Inside lever always unlocked for immediate egress. Also available with Request to Exit (RX) function.

ND80PDEL

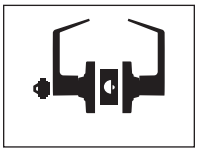

Electrically Locked (Fail Safe)
Outside lever continuously locked electrically. Unlocked by key outside or by switch or power failure. Auxiliary latch deadlocks latchbolt when door is closed. Inside lever always unlocked for immediate egress. Also available with Request to Exit (RX) function.

ND80PDEU

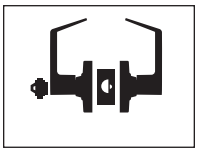

Electrically Unlocked (Fail Secure)
Outside lever continuously locked until unlocked by key or electric current. Auxiliary latch deadlocks latchbolt when door is closed. Inside lever always unlocked for immediate egress. Also available with Request to Exit (RX) function.

ND82PD F87

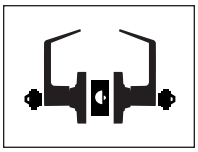

Institution Lock
Both levers fixed. Entrance by key in either lever.

ND85PD F93



Faculty Restroom Lock
Outside lever fixed. Entrance by key only. Push-button in inside lever activates visual "occupancy" indicator, allowing only emergency master key to operate. Turning inside lever or closing door releases visual occupancy indicator. Rotation of inside spinner-button by spanner key provides lock-out feature by keeping indicator thrown. Inside lever is always free for immediate egress.

Safe School Locks

Caution: *Double cylinder locks on residences and any door in any structure which is used for egress are a life safety hazard in times of emergency and their use is not recommended. Installation should be in accordance with existing codes only.*

Vandlgard Functions: Designed to disengage outside spindle from latch when in locked condition. Inside lever is always free for immediate egress.

SCHLAGE ANSI

ND91PD F82

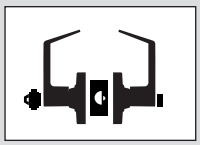

Entrance/Office Lock
Push-button locking. Push-button disengages outside lever until unlocked with key or by turning inside lever.

ND92PD F109

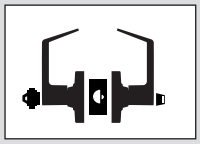

Entrance Lock
Turn/push-button locking; pushing and turning button disengages outside lever, requiring use of key until button is manually unlocked. Push-button locking; pushing button disengages outside lever until unlocked by key or by turning inside lever.

ND93PD F88

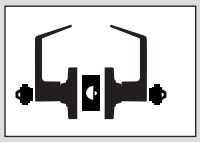

Vestibule Lock
Latch retracted by key from outside when outside lever is disengaged by key in inside lever. Inside lever is always unlocked for immediate egress.

ND94PD F84

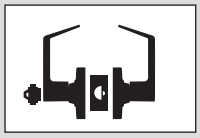

Classroom Lock
Outside lever disengaged and unlocked by key. Inside lever always unlocked for immediate egress.

ND95PD F110

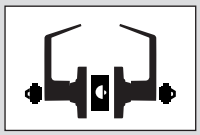

Classroom Security Lock
Key in either lever disengages or unlocks outside lever. Inside lever always unlocked for immediate egress.

ND96PD F86

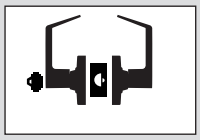

Storeroom Lock
Outside lever always disengaged. Entrance by key only. Inside lever always unlocked for immediate egress. Also available with Request to Exit (RX).

ND96PDEL

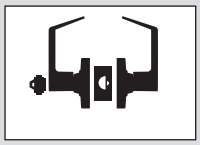

Electrically Locked (Fail Safe)
Outside lever continuously disengaged electrically. Unlocked by key outside or by switch or power failure. Auxiliary latch deadlocks latchbolt when door is closed. Inside lever always free for immediate egress. Also available with Request to Exit (RX).

ND96PDEU

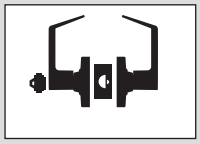

Electrically Unlocked (Fail Secure)
Outside lever continuously disengaged until unlocked by key or electric current. Auxiliary latch deadlocks latchbolt when door is closed. Inside lever always free for immediate egress. Also available with Request to Exit (RX).

ND97PD F90

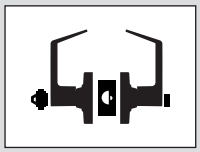

Corridor Lock
Locked or unlocked by key from outside. Push-button locking from inside. Turning inside lever or closing door releases button. When outside lever is locked by key it can only be unlocked by key. Inside lever is always unlocked for immediate egress.

ANSI/BHMA Certified A156.2-2011, Series 4000, Grade 1, UL Listed for 3-hour fire door.

Pricing for all Speciality functions can be found on ND-10

Non-Keyed Locks

SCHLAGE ANSI

ND30D F77

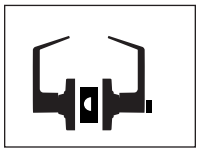

Patio Lock
Push button locking. Turning inside lever or closing door releases button, preventing a lock-out. Inside lever always unlocked for immediate egress. Specify per XN12-007.

ND45

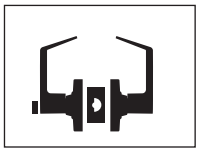

Time Out Lock
Caretaker Side
Pushing and holding button will lock inside lever (detention side) until released. Lever always retracts latch.
Detention Side
Lever retracts latch unless outside button is depressed. Vandlgard allows inside spindle to disengage from latch when locked.

Keyed Locks

SCHLAGE ANSI

ND25 x 80PD

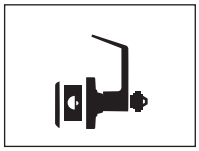

Storeroom Exit Lock
Blank plate outside. Key in fixed inside lever retracts latch. Specify per XN12-005.

ND25 x 70PD

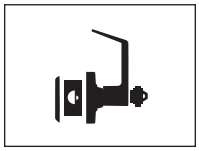

Classroom Exit Lock
Blank plate outside. Key locks or unlocks inside lever. Specify per XN12-004.

ND60PD

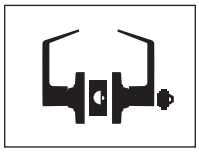

Vestibule with Closed Outside Lever
Same as ND60 except outside lever is closed. Inside lever always unlocked for immediate egress. Specify per XN12-001.

ND70 x 80PD

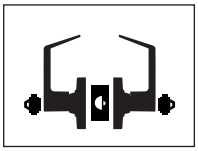

Classroom by Storeroom Lock
Key locks and unlocks outside lever. Key in fixed inside lever retracts latch. Specify per XN12-006.

ND72PD F80

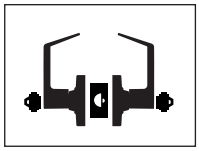

Communicating Lock
Key in either lever locks and unlocks own lever. Specify per XN12-002.

Keyed Locks

SCHLAGE ANSI

Vandlgard Functions: Designed to disengage outside spindle from latch when in locked condition. Inside lever is always free for immediate egress.

ND72PD

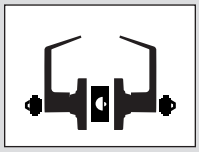

Vandlgard Communicating Lock
Communicating, ND72, lock with Vandlgard. Key in either lever locks and unlocks own lever. Both inside and outside levers are clutching. Specify per XN12-003.

Athens (ATH)

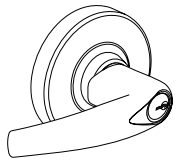

Omega (OME)



Sparta (SPA)



Rhodes (RHO)

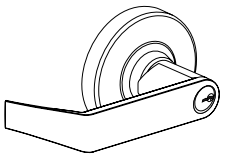

Tubular (TLR)

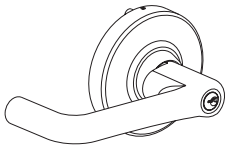

Latitude (LAT)

Longitude (LON)

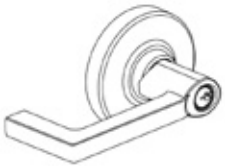

Broadway (BRW)

Boardwalk (BRK)

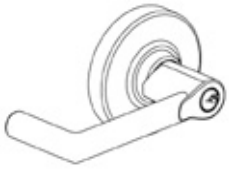

Commercial Lever Suite

ND Levers	L Lock Levers	98/99 Exit	AL Lock	S Lock	F Lock
Athens	07	07	Jupiter	Jupiter	
Omega	Omega	16	Omega		
Sparta	17	17	Neptune	Neptune	Jazz
Rhodes	06	06	Saturn	Saturn	Elan
Tubular	03	03			
Latitude	Latitude	Latitude			Latitude
Longitude	Longitude	Longitude			
Broadway					
Boardwalk					

Roses

Inside/Outside Rose, 03-042 RHO
Levers: ATH, SPA, RHO, TLR, LAT, LON, BRW, BWK
Size: 3 7/16" dia.

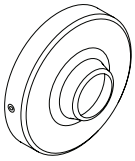

Omega Inside/Outside Rose, 03-042 OME
Levers: OME
Size: 3 7/16" dia.

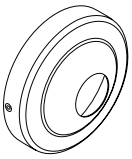

Blank Outside Rose, N523-002
Outside Plate for: ND25, ND25X70 & ND25X80
Size: 3 1/2" dia.

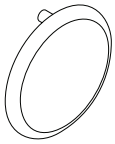

Indicator Rose (Rhodes) XN12-035
Functions: ND75, ND95, ND60 & ND93
Levers: ATH, SPA, RHO, TLR, LAT, LON, BRW, BWK
Size: 3 7/16" dia.
Finish: 626 only

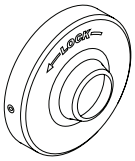

Indicator Rose (Omega) XN12-045
Functions: ND75, ND95, ND60 & ND93
Levers: OME
Size: 3 7/16" dia.
Finish: 626 only

Latches

Deadlatch, 13-247

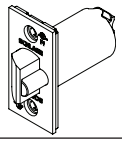

Springlatch, 13-248

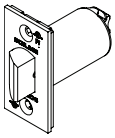

Anti-Friction Fire Door Deadlatch, 14-042

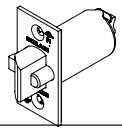

Backset Extension Link, 43-005

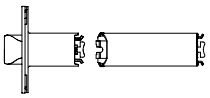

Strikes

ANSI Strike, 10-025

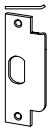

T Strike, 10-013

Square corner, T-strike, deep box, fire door latch, 10-016

ND Levers · Complete Locks

Function	Decription	Designs and Finishes: ATH OME RHO SPA TLR LAT LON BRW BRK			HSLR**	PRIMARY CYLINDER ADJUSTMENTS AVAILABLE LEVERS AVAILABLE FINISHES								
		626	605 606 612 619 622 625 643e	613 ⊠626AM	630									
Keyless						LD CD	RD TD*	JD	BD BDC	GD	HD*	LD-SAR LD-CO6	JD-SAR JD-CO6 JD-YA6 JD-MED	JD-CO7 JD-YA7
ND10S	Passage	437	449	467	1,865									
ND12D	Exit, lever x lever													
ND12D EL/EU	Electrically locked or unlocked	680	692	710	2,108	ATH OME SPA RHO TLR HSLR						ATH SPA RHO TLR		RHO
ND25D	Exit, blank plate x lever	437	449	467	1,865	626 605 606 612 619 625 643e 613 ⊠626AM						⊠605 ⊠606 ⊠612 ⊠613 ⊠619 ⊠622 ⊠625 626 ⊠643e ⊠626AM		
ND40S	Privacy	503	515	533	1,931									
ND44S	Privacy, hospital													
ND170	Single dummy	187	193	203	NA									
Keyed, Single Cylinder						LD CD	RD TD*	JD	BD BDC	GD	HD	LD-SAR LD-CO6	JD-SAR JD-CO6 JD-YA6 JD-MED	JD-CO7 JD-YA7
ND50PD	Entrance/Office	595	607	625	2,023	-64	38	-35	N/C	84	44	-64	-35	-35
ND53PD	Entrance													
ND70PD	Classroom													
ND73PD	Corridor													
ND80PD	Storeroom													
ND85PD	Faculty Restroom Lock	722	734	752		-95	NOT AVAILABLE							
ND91PD	Vandlgard® Entrance/Office	651	663	681	2,079	-64	38	-35	N/C	84	44	-64	-35	-35
ND92PD	Vandlgard® Entrance													
ND94PD	Vandlgard® Classroom													
ND96PD	Vandlgard® Storeroom													
ND97PD	Vandlgard® Corridor													
ND80PD EL/EU	Electrically locked or unlocked	797	809	827	2,225									
ND96PD EL/EU	Vandlgard® Electrically locked or unlocked	876	888	906	2,304									
Keyed, Double Cylinder						LD CD	RD TD	JD	BD BDC	GD	HD	LD-SAR LD-CO6	JD-SAR JD-CO6 JD-YA6 JD-MED	JD-CO7 JD-YA7
ND60PD	Vestibule	709	721	739	2,137	-128	76	-70	N/C	168	88	-128	-70	-70
ND66PD	Store													
ND75PD	Classroom Security													
ND82PD	Institution													
ND93PD	Vandlgard® Vestibule Classroom Security	763	775	793	2,191									
ND95PD	Vandlgard® Classroom Security													

Secondary Cylinder Adjustments		
	EVEREST AND RESTRICTED KEYWAY - DOES NOT APPLY TO PRIMUS	
	EVEREST D & T FAMILY & RESTRICTED KEYWAYS (QUAD, NUMBERED, REVERSE	**+17.50**
	SL Cylinder with Everest B or Everest R keyways	**+17.50**
	PRIMUS/PRIMUS XP - ORDER THE LOCK LESS CYLINDER AND THE CYLINDER SEPARATELY (PRICES BELOW)	
	SINGLE KIL EXAMPLE: 1 EA. ND53LD & 1 EA. 20-765(-XP)	**+141**
	DOUBLE KIL EXAMPLE: 1 EA. ND75CD & 2 EA. 20-765(-XP)	**+282**
	SINGLE FSIC EXAMPLE: 1 EA. ND53JD & 1 EA. 20-740(-XP)	**+152**
	DOUBLE FSIC EXAMPLE: 1 EA. ND75JD & 2 EA. 20-740(-XP)	**+304**

* Temporary cores (TD and HD options) require non-refundable core handling charge (50-231) of $10.40 and will be added to the price of the lock.

** Not Available until June 2019

Latches

Part Number	Backset - Description	Lock Adjustment
Spring Latch*		
13-248	2 3/4" - Square corner, 1 1/8" x 2 1/4"	**N/C**
14-010	3 3/4" - Square corner, 1 1/8" x 2 1/4"	**+10.70**
Deadlatch*		
14-047	2 3/8" - Square corner, 1 1/8" x 2 1/4"	**N/C**
14-048	2 3/8" - Square corner, 1 x 2 1/4"	**N/C**
13-247	2 3/4" - Square corner, 1 1/8" x 2 1/4"	**N/C**
14-042	2 3/4" - Anti-friction fire door latch 3/4" throw, modified latch prep for anti-friction tongue pivot	**+181.00**
14-028	3 3/4" - Square corner, 1 1/8" x 2 1/4"	**+10.70**
43-005	5" - Backset extension link2 - use with 2 3/4" backset latches	**+33.10**
*	All latch extensions require reinforcement when used in hollow metal door applications	

Strikes

Part Number	Lip Length - Description	Lock Adjustment
10-013	1 1/8" - Square corner, T-strike, box, 1 1/8" x 2 3/4"	**N/C**
	1 1/2" - Square corner, T-strike, box, 1 1/8" x 2 3/4"	**+4.60**
10-016	1 1/8" - Square corner, T-strike, deep box, fire door latch	**N/C**
10-025	1 3/16" - ANSI, no box, 1 1/4" x 4 7/8"	**N/C**
	1 3/8" - ANSI, no box, 1 1/4" x 4 7/8"	**+28.00**
	1 1/2" - ANSI, no box, 1 1/4" x 4 7/8"	
K510-066	Box for ANSI strike, must be specified	**N/C**

Locks Less Components

Description	Specify	Lock Adjustment
Less each lever	LLL for lever design Example: ND53PD LLL/RHO x ATH	**-23.40**
Less each rose	LLL for rose design Example: ND53PD RHO x RHO/LLL	**-13.40**
Less springlatch	LLL for latch Example: ND40S RHO 605 LLL 10-025	**-24.90**
Less deadlatch	LLL for latch Example: ND53PD SPA 626 LLL 10-025	**-32.70**
Less strike	LLL for strike Example: ND53PD ATH 612 13-047 LLL	**-4.50**
Lock chassis and spring cages only	Less all possible components Example: ND53LD LLL 626 LLL LLL, lever chassis	**Sum of deducts**

Non-Standard Door Thickness*

Description	Specify	Lock Adjustment
1 3/8" thick doors - 2 chassis spacers (XN12-012) required; see ND-18	Door thickness and how door is extended. Example: 3", EO	**+59.30**
Extended Inside (EI)**, over 2" – 6"		**+305.00**
Extended Outside (EO)**, over 2" – 6"		
Extended Equally (EE)**, over 2 1/8" – 6"		**+502.00**
Extended Differently (ED)**, over 2" – 6"		
*	If not specified orders will default to EE	
**	For ND85, EE range is from over 2" to 6". EI, EO, and ED ranges are from over 1 7/8" to 6"	

Shaded items are standard components and are furnished with locks unless otherwise specified.

Indicator Rose ("LOCK" printed on inside rose)

Part Number	Description	Lock Adjustment
XN12-035*	Indicator Rose - Rhodes	+33.90
XN12-045*	Indicator Rose - Omega	
*	Intended for the inside rose on double cylinder applications Available in 626 only - other finishes receive a standard rose. 75 & 95 - Standard Option - Lock adjustment does not apply; standard rose is available 60 & 93 - Optional - Lock adjustment does apply	

Miscellaneous Lock Options

Specify/ Part Number	Description	Lock Adjustment
8AT	Tactile Lever - Athens	+45.90**
8RO	Tactile Lever - Rhodes	
8SP	Tactile Lever - Sparta	
8TR	Tactile Lever - Tubular	
8BK	Tactile Lever - Boardwalk	
8BY	Tactile Lever - Broadway	
8LT	Tactile Lever - Latitude	
8LN	Tactile Lever - Longitude	
XN13-052***	Break-Away Lever - Rhodes KIL (P,L,C,Z)	330.00
XN13-054***	Break-Away Lever - Rhodes FSIC (R,J,T)	
XN13-053***	Break-Away Lever - Rhodes SFIC (B,BDC,G,H)	
XN13-145***	Break-Away Lever - Rhodes Closed	
Torx Screws	Screws - Latch and Strike	+21.30
RX	Request to Exit Feature (Available on ND10, ND12, ND12EL/EU, ND80, ND80EL/EU, ND96, & ND96EL/EU functions) Ready to be used in a Normally Open or Normally Closed application.	+70.10
XN12-307	Lead Lining	+636.00
**	Per lever	
***	Break-Away levers have extended lead times The following secure functions are available with breakaway options for the exterior lever (When ordered, the correct lever must be identified for the functions – Closed, KIL, FSIC, SFIC): ND12, ND12EL/EU, ND30, ND50, ND53, ND60 (for both keyed and closed levers), ND66, ND70, ND72, ND73, ND75, ND80, ND80EL/EU, ND82, ND91, ND92, ND93, ND94, ND95, ND96, ND96EL/EU, ND97 Interior breakaway levers must be ordered via the following process – Lock(s) are ordered Less Lever for the interior lever and breakaway lever(s) are ordered separately. Applicable functions include: ND66, ND70X80, ND72, ND82	

Tactile Options

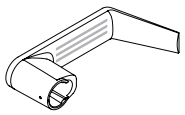

Typical pattern for 8AT, 8LT, 8LN, 8RO, 8SP

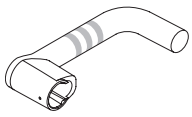

Typical pattern for 8BK, 8BY, 8TR

Special Functions - Extended Lead Times

Part Number		Function - Description	Base Lock	Lock Adjustment (Base Lock)
Lock Function	"X" Number			
ND25x80	XN12-005	ND25x80 - Blank plate outside, fixed lever inside. Key in lever retracts latch.	ND80	$426.00
ND70x80	XN12-006	ND70x80 - Key locks or unlocks outside lever. Key in fixed inside lever retracts latch.	ND82	392.00
ND25x70	XN12-004	ND25x70 - Blank plate outside. Key locks or unlocks inside lever.	ND70	426.00
ND60	XN12-001	ND60 - Closed outside lever.	ND70	495.00
ND72	XN12-002	ND72 - Double cylinder communicating lock.	ND70	495.00
ND30D	XN12-007	ND30D - Patio lock.	ND40S	455.00
ND72	XN12-003	ND72 - Vandlgard® levers on inside and outside.	ND94	519.00
ND45	XN12-317	ND45 - Time out lock.	ND91LD	343.00

School Upgrade Kits

Part Number	Description	All Designs and Finishes
Classroom to Corridor 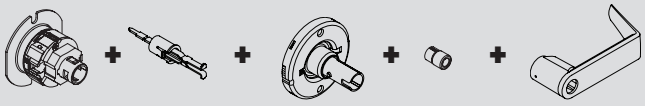		
40-300	KIT, ND70 TO 73 CONVERSION	**$103.00**
40-309	KIT, ND94 TO 97 CONVERSION	**156.00**
Order Example: 40-300 TLR 613		
Classroom to Classroom Security		
40-301	KIT, ND70 TO 75 CONVERSION, KIL	**$217.00**
40-302	KIT, ND70 TO 75 CONVERSION, FSIC	
40-303	KIT, ND70/60 TO 75 CONVERSION, SFIC	
40-304 ⌛	KIT, ND70 TO 75 CONVERSION, KIL SAR	
40-305 ⌛	KIT, ND70 TO 75 CONVERSION, FSIC SAR	
40-306 ⌛	KIT, ND70 TO 75 CONVERSION, FSIC YA6	
40-307 ⌛	KIT, ND70 TO 75 CONVERSION, FSIC CO6	
40-310	KIT, ND94 TO 95 CONVERSION, KIL	**271.00**
40-311	KIT, ND94 TO 95 CONVERSION, FSIC	
40-312	KIT, ND94/93 TO 95 CONVERSION, SFIC	
40-313 ⌛	KIT, ND94 TO 95 CONVERSION, KIL SAR	
40-314 ⌛	KIT, ND94 TO 95 CONVERSION, FSIC SAR	
40-315 ⌛	KIT, ND94 TO 95 CONVERSION, FSIC YA6	
40-316 ⌛	KIT, ND94 TO 95 CONVERSION, FSIC CO6	
Order Example: 40-312 RHO 626		
Vestibule to Classroom Security 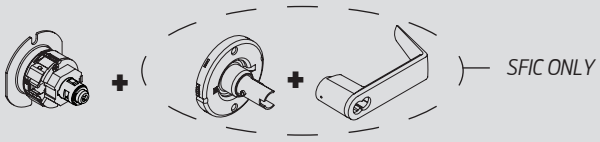		
40-308	KIT, ND60 TO 75 CONVERSION	**$134.00**
40-303	KIT, ND70/60 TO 75 CONVERSION, SFIC	**217.00**
40-317	KIT, ND93 TO 95 CONVERSION	**186.00**
40-312	KIT, ND94/93 TO 95 CONVERSION, SFIC	**271.00**
Order Example: 40-303 SPA 606		
Classroom/Classroom Security to Entrance/Storeroom 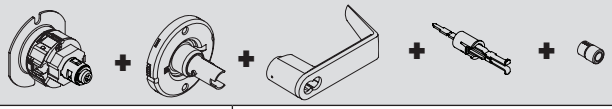		
40-325	KIT, ND70, ND94 TO ND50 CONVERSION	**$103.00**
40-326	KIT, ND75, ND95 TO ND50 CONVERSION	
40-327	KIT, ND70, 94 to ND80 CONVERSION	
40-329	KIT, ND75, ND95 TO ND80 CONVERSION	
40-332	KIT, ND70, ND94 to ND91 CONVERSION	**156.00**
40-330	KIT, ND75, ND95 to ND91 CONVERSION	
40-328	KIT, ND70, ND94 to ND96 CONVERSION	
40-331	KIT, ND75, ND95 to ND96 CONVERSION	
Note: Order Example - 40-332 RHO 626		

Conversion Guide

Lock Structure	Function	Outside Spring Cage		Inside Spring Cage		Levers - see chart	
		Original	New	Original	New	Outside	Inside
Non-Keyed Locks	ND10	N123-043	N523-218	N123-032	N523-221	Closed	Closed
	ND12	N123-022	N523-218	N123-032	N523-221	Closed	Closed
	ND25	-	-	N123-032	N523-221	-	Closed
	ND170	-	-	63-104	N523-223	-	Closed
Non-Keyed w/ Push Button	ND30*	N123-022	N523-218	N123-032	N523-221	Closed	Push Button
	ND40*	N123-022	N523-218	N123-032	N523-221	Privacy	Push Button
	ND44**	N123-022	N523-218	N123-032	N523-221	Privacy	Push Button
	ND45*	N123-022	N523-218	N123-032	N523-221	Privacy	Closed
Single Cylinder Locks	ND60	N123-022	N523-218	N123-021	N523-222	Closed	Cylinder
	ND70	N123-022	N523-218	N123-032	N523-221	Cylinder	Closed
	ND80	N123-022	N523-218	N123-032	N523-221	Cylinder	Closed
	ND25X80	-	-	N123-021	N523-222	-	Cylinder
	ND25X70	-	-	N123-021	N523-222	-	Cylinder
	ND94	N123-022	N523-218	N123-032	N523-221	Cylinder	Closed
	ND96	N123-022	N523-218	N123-032	N523-221	Cylinder	Closed
Single Cylinder w/ Push Button	ND50*	N123-022	N523-218	N123-032	N523-221	Cylinder	Push Button
	ND53*	N123-022	N523-218	N123-032	N523-221	Cylinder	Push & Turn Button
	ND73*	N123-022	N523-218	N123-032	N523-221	Cylinder	Push Button
	ND85*	N123-022	N523-218	N123-032	N523-221	Cylinder	Push Button
	ND91*	N123-022	N523-218	N123-032	N523-221	Cylinder	Push Button
	ND92*	N123-022	N523-218	N123-032	N523-221	Cylinder	Push & Turn Button
	ND97*	N123-022	N523-218	N123-032	N523-221	Cylinder	Push Button
Double Cylinder Locks	ND60	N123-022	N523-218	N123-021	N532-222	Cylinder	Cylinder
	ND66	N123-022	N523-218	N123-021	N523-222	Cylinder	Cylinder
	ND75	N123-022	N523-218	N123-021	N523-222	Cylinder	Cylinder
	ND82	N123-022	N523-218	N123-021	N523-222	Cylinder	Cylinder
	ND70X80	N123-022	N523-218	N123-021	N523-222	Cylinder	Cylinder
	ND72	N123-022	N523-218	N123-021	N523-222	Cylinder	Cylinder
	ND93	N123-022	N523-218	N123-021	N523-222	Cylinder	Cylinder
	ND95	N123-022	N523-218	N123-021	N523-222	Cylinder	Cylinder
Electrified	ND12EL	N123-022	N523-218	N123-032	N523-221	Closed	Closed
	ND12EU	N123-022	N523-218	N123-032	N523-221	Closed	Closed
	ND80EL	N123-022	N523-218	N123-032	N523-221	Cylinder	Closed
	ND80EU	N123-022	N523-218	N123-032	N523-221	Cylinder	Closed
	ND96EL	N123-022	N523-218	N123-032	N523-221	Cylinder	Closed
	ND96EU	N123-022	N523-218	N123-032	N523-221	Cylinder	Closed

Lever Conversion

Lever Type	Original	New	Available Designs**
Closed	03-030	03-230	ATH, RHO, SPA, TLR, OME
Privacy	03-031	03-231	ATH, RHO, SPA, TLR, OME
Push or Push & Turn Button	03-031	03-233	ATH, RHO, SPA, TLR, OME
Cylinder - Schlage KIL (P,L)	03-031	03-231	ATH, RHO, SPA, TLR, OME
Cylinder - Schlage FSIC (R,J,T)	03-032	03-232	ATH, RHO, SPA, TLR, OME
Cylinder - Schlage SFIC (B, BDC, G, H)	03-000	03-200	ATH, RHO, SPA, TLR, OME
Cylinder - CR* KIL (L-CO6)	-	03-234	ATH, RHO, SPA, TLR
Cylinder - CR* FSIC (J-CO6)	03-066	03-266	ATH, RHO, SPA, TLR
Cylinder - CR* 7-pin FSIC (J-CO7)	-	03-235	RHO
Cylinder - Medeco 31 (J-YA6)	03-055	03-255	ATH, RHO, SPA, TLR
Cylinder - Medeco 32 (J-MED)	-	03-237	ATH, RHO, SPA, TLR
Cylinder - Sargent KIL (L-SAR)	03-044	03-244	ATH, RHO, SPA, TLR
Cylinder - Sargent FSIC (J-SAR)	03-077	03-277	ATH, RHO, SPA, TLR
Cylinder - Yale FSIC (J-YA6)	03-055	03-255	ATH, RHO, SPA, TLR
Cylinder - Yale 7-pin FSIC (J-YA7)	-	03-236	RHO
Cylinder - Best	03-000	03-200	RHO, SPA, ATH, TLR, OME
CR*: Corbin Russwin			
Available Designs**: ATH=Athens, RHO=Rhodes, SPA=Sparta, TLR=Tubular, OME=Omega			

Spring Cage Conversion

Cylinder Format	Outside Spring Cages		Inside Spring Cages	
	Original	New	Original	New
PD, ZD, LD, JD, RD	N123-022	N523-218	N123-021	N523-222
BDC, BD, GD, HD	N123-056		N123-057	
LD SAR , LD CO6	N123-064		N123-067	
JD CO6, JD SAR, JD CO7	N123-066		N123-069	
JD YA6, JD YA7, JD MED	N123-065	N523-224	N123-068	N523-225

Button Conversion

	Original	New
Push	N523-000	N523-209
Push & Turn Button	N523-001	N523-210
85 Function	N523-124	N523-211

Tailpiece Kits

SCH-FSIC	N523-127	SCH-SFIC	N523-091
LD SAR	09-060	LD CO6	10-140
JD YA6	09-061	JD CO7	10-141
JD CO6	09-062	JD YA7	10-142
JD SAR	09-063	JD MED	10-143

Plunger Assembly Conversion

	Original	New
Push and Turn Button Plunger Bar (ND53, ND91)	N123-017	N123-085
Push Button Plunger Bar (ND30,ND40,ND44,ND50,ND73,ND91,ND97)	N123-028	N123-086
Push Button Plunger Bar (ND85)	24071920	N123-087

Levers

Available Finishes		605	606	612	613	619	622	625	626	643e	626AM
		▪	▪	▪	▪	▪	▪	▪	▪	▪	▪
Part Number*	**Description**	**Price Each**									
New Product beginning February 2017											
03-230	Lever - Closed; ATH, RHO, SPA, TLR, OME	**$136.00**									
03-233	Lever - Push or Push & Turn Button; ATH, RHO, SPA, TLR, OME										
03-231	Lever - Cylinder - Schlage KIL (P,L,C,Z); ATH, RHO, SPA, TLR, OME										
03-232	Lever - Cylinder - Schlage FSIC (R,J,T); ATH, RHO, SPA, TLR, OME										
03-200	Lever - Cylinder - Schlage SFIC (B,BDC,G,H); ATH, RHO, SPA, TLR, OME										
03-234	Lever - Cylinder - CR KIL (L-CO6); ATH, RHO, SPA, TLR	**252.00**									
03-266	Lever - Cylinder - CR FSIC (J-CO6); ATH, RHO, SPA, TLR										
03-235	Lever - Cylinder - CR 7-pin FSIC (J-CO7); RHO										
03-255	Lever - Cylinder - Medeco 31 (J-YA6); ATH, RHO, SPA, TLR										
03-237	Lever - Cylinder - Medeco 32 (J-MED); ATH, RHO, SPA, TLR										
03-244	Lever - Cylinder - Sargent KIL (L-SAR); ATH, RHO, SPA, TLR										
03-277	Lever - Cylinder - Sargent FSIC (J-SAR); ATH, RHO, SPA, TLR										
03-255	Lever - Cylinder - Yale FSIC (J-YA6); ATH, RHO, SPA, TLR										
03-236	Lever - Cylinder - Yale 7-pin FSIC (J-YA7); RHO										
Original Product**											
03-030	Lever - Closed; ATH, RHO, SPA	**136.00**									
03-031	Lever - Cylinder - Schlage Open (P,L,C,Z); ATH, RHO, SPA										
03-032	Lever - Cylinder - Schlage FSIC (R,J,T); ATH, RHO, SPA										
03-000	Lever - Cylinder - Schlage SFIC (B,BDC,G,H); ATH, RHO, SPA										
*	Specify part number and finish. Ex: 03-231 ATH 626										
**	All lever service items for original product supporting Non-SCHLAGE cores and TLR and OME need to convert to the new product.										

New Lever Options

Available Finishes				605	606	612	613	619	622	625	626	643e	626AM
				▪	▪	▪	▪	▪	▪	▪	▪	▪	▪
Part Number	**Description**			**Price Each**									
	Suffix	**Design**	**Design Code**										
47258044	Lever - Closed	BOARDWALK	BRK	**$136.00**									
47258056	Lever - Push or Push & Turn Button	BOARDWALK	BRK										
47258052	Lever - Cylinder - Schlage FSIC (R,J,T)	BOARDWALK	BRK										
47258048	Lever - Cylinder - Schlage KIL (P,L,C,Z)	BOARDWALK	BRK										
47258040	Lever - Cylinder - Schlage SFIC (B,BDC,G,H)	BOARDWALK	BRK										
47258043	Lever - Closed	BROADWAY	BRW										
47258055	Lever - Push or Push & Turn Button	BROADWAY	BRW										
47258051	Lever - Cylinder - Schlage FSIC (R,J,T)	BROADWAY	BRW										
47258047	Lever - Cylinder - Schlage KIL (P,L,C,Z)	BROADWAY	BRW										
47258039	Lever - Cylinder - Schlage SFIC (B,BDC,G,H)	BROADWAY	BRW										
47258045	Lever - Closed	LATITUDE	LAT										
47258057	Lever - Push or Push & Turn Button	LATITUDE	LAT										
47258053	Lever - Cylinder - Schlage FSIC (R,J,T)	LATITUDE	LAT										
47258049	Lever - Cylinder - Schlage KIL (P,L,C,Z)	LATITUDE	LAT										
47258041	Lever - Cylinder - Schlage SFIC (B,BDC,G,H)	LATITUDE	LAT										
47258046	Lever - Closed	LONGITUDE	LON										
47258058	Lever - Push or Push & Turn Button	LONGITUDE	LON										
47258054	Lever - Cylinder - Schlage FSIC (R,J,T)	LONGITUDE	LON										
47258050	Lever - Cylinder - Schlage KIL (P,L,C,Z)	LONGITUDE	LON										
47258042	Lever - Cylinder - Schlage SFIC (B,BDC,G,H)	LONGITUDE	LON										
47260554*	Lever - Closed	BOARDWALK	BRK	**$182.00**									
47260542*	Lever - Push or Push & Turn Button	BOARDWALK	BRK										
47260546*	Lever - Cylinder - Schlage FSIC (R,J,T)	BOARDWALK	BRK										
47260550*	Lever - Cylinder - Schlage KIL (P,L,C,Z)	BOARDWALK	BRK										
47260538*	Lever - Cylinder - Schlage SFIC (B,BDC,G,H)	BOARDWALK	BRK										
47260553*	Lever - Closed	BROADWAY	BRW										
47260541*	Lever - Push or Push & Turn Button	BROADWAY	BRW										
47260545*	Lever - Cylinder - Schlage FSIC (R,J,T)	BROADWAY	BRW										
47260549*	Lever - Cylinder - Schlage KIL (P,L,C,Z)	BROADWAY	BRW										
47260537*	Lever - Cylinder - Schlage SFIC (B,BDC,G,H)	BROADWAY	BRW										
47260555*	Lever - Closed	LATITUDE	LAT										
47260543*	Lever - Push or Push & Turn Button	LATITUDE	LAT										
47260547*	Lever - Cylinder - Schlage FSIC (R,J,T)	LATITUDE	LAT										
47260551*	Lever - Cylinder - Schlage KIL (P,L,C,Z)	LATITUDE	LAT										
47260539*	Lever - Cylinder - Schlage SFIC (B,BDC,G,H)	LATITUDE	LAT										
47260556*	Lever - Closed	LONGITUDE	LON										
47260544*	Lever - Push or Push & Turn Button	LONGITUDE	LON										
47260548*	Lever - Cylinder - Schlage FSIC (R,J,T)	LONGITUDE	LON										
47260552*	Lever - Cylinder - Schlage KIL (P,L,C,Z)	LONGITUDE	LON										
47260540*	Lever - Cylinder - Schlage SFIC (B,BDC,G,H)	LONGITUDE	LON										

*Specifies Tactile Lever

Spring Cages

Part Number	Description	Price Each
New Product beginning February 2017		
N523-218	Springcage & Lever Catch Assy. - Outside Standard (P, L, C, Z, R, J, T, B, BDC, G, H, L-SAR , L-CO6, J-C06, J-SAR, J-CO7)	**$69.40**
N523-222	Springcage & Lever Catch Assy. - Inside with Cylinder (P, L, C, Z, R, J, T, B, BDC, G, H, L-SAR , L-CO6, J-C06, J-SAR, J-CO7)	**69.40**
N523-224	Springcage & Lever Catch Assy. - Outside Competitor Cores (J-YA6, J-YA7, J-MED)	**144.00**
N523-225	Springcage & Lever Catch Assy. - Inside Competitor Cores (J-YA6, J-YA7, J-MED)	**144.00**
N523-221	Springcage & Lever Catch Assy. - Inside Less Cylinder	**48.80**
N523-223	Springcage & Lever Catch Assy. - Dummy Function	**119.00**
Original Product* **		
N123-021	Inside spring cage for all double cylinder functions except SFIC	**$69.40**
N123-022	Outside spring cage for all functions except SFIC and ND10	**69.40**
N123-032	Inside Spring Cage for all functions except double cylinder functions	**50.10**
N123-043	Outside spring cage ND10	**58.90**
N123-056	Outside spring cage for all SFIC functions	**72.60**
N123-057	Inside spring cage for all SFIC double cylinder functions	**45.90**
***	All spring cage service items for the original product supporting Non-SCH cores need to convert to the new product.	

Conversion Kits

Available Finishes		605	606	612	613	619	622	625	626	643e	626AM
		▪	▪	▪	▪	▪	▪	▪	▪	▪	
Part Number	**Backset - Description**	**Price Each**									
40-400	Outside Spring Cage / Lever Conversion Kit	**$221**									
40-600	Inside Spring Cage / Lever Conversion Kit										
Notes:	**All kits will contain a spring cage and lever. Some kits will contain a button or tailpiece.** Kits are limited to previously offered product - KIL, FSIC, SFIC, L-SAR, J-SAR, J-CO6, J-YA6 When ordering specify: Function, Trim, Finish and Core (if applicable)										

Roses

Available Finishes		605	606	612	613	619	622	625	626	643e	626AM
		▪	▪	▪	▪	▪	▪	▪	▪	▪	▪
Part Number	**Description**	**Price Each**									
03-042*	Outside / Inside Rose - RHO OME	**104.00**									
N523-002*	Blank Plate, ND25 (not available in 626AM)	**107.00**									
XN12-035	Indicator Rose - Rhodes (626 Only)	**128.00**									
XN12-045	Indicator Rose - Omega (626 Only)										
*	Specify part number and finish. Ex: 03-042 OME 626										

Buttons / Plunger Assemblies

Available Finishes		605	606	612	613	619	622	625	626	643e	626AM
		▪	▪	▪	▪	▪	▪	▪	▪	▪	
Part Number	**Description**	**Price Each**									
New Product beginning February 2017											
N123-034*	Emergency Button and Plunger (ND40 outside)	**$69.90**									
N123-035*	Emergency Turn Button and Plunger (ND44 outside)	**131.00**									
N523-209*	Button - Push (ND30,ND40,ND44,ND50,ND73,ND91,ND97)	**9.80**									
N523-210*	Button - Push & Turn Button (ND53,ND92)	**18.70**									
N523-211*	Button - Push (ND85)	**11.10**									
N123-085**	Push and Turn Plunger Bar (ND53, ND91)	**12.50**									
N123-086**	Push Button Plunger Bar (ND30,ND40,ND44,ND50,ND73,ND91,ND97)	**13.80**									
N123-087**	Push Button Plunger Bar (ND85)	**12.20**									
Original Product											
N523-000*	Button - Push (ND30,ND40,ND44,ND50,ND73,ND91,ND97)	**$9.80**									
N523-001*	Button - Push & Turn Button (ND53,ND92)	**18.70**									
N523-124*	Button - Push (ND85)	**11.10**									
*	Specify part number and finish. Ex: N523-210 626										
**	Plunger assemblies will support both new (smaller dia.) and old (larger dia.) buttons; finish specification is not required										

Latches / Related Components

Available Finishes		605	606	612	613	619	622	625	626	643e	626AM
		▪	▪	▪	▪	▪	▪	▪	▪	▪	
Part Number*	**Description**	**Price Each**									
Spring Latch											
13-248	2 3/4" - Square corner, 1 1/8" x 2 1/4"	**$90.10**									
14-010	3 3/4" - Square corner, 1 1/8" x 2 1/4"	**108.00**									
Dead Latch											
14-047	2 3/8" - Square corner, 1 1/8" x 2 1/4"	**117.00**									
14-048	2 3/8" - Square corner, 1" x 2 1/4"	**117.00**									
13-247	2 3/4" - Square corner, 1 1/8" x 2 1/4"	**90.10**									
14-042	2 3/4" - Anti-friction Fire Door Latch 1" Square corner, 1 1/8" x 2 1/4", 3/4" Throw	**358.00**									
14-028	3 3/4" - Square corner, 1 1/8" x 2 1/4"	**108.00**									
43-005	5" - Backset extension link - use with 2 3/4" backset latches	**33.10**									
39-030	Rabbeted latch and strike kit - adapts square corner latches and 2 3/4" high square corner strikes to 1/2" rabbeted door and frame preparations. (Available in 626 and 605)	**58.10**									
*	Specify part number and finish. Ex: 13-248 622										

Strikes

Available Finishes		605	606	612	613	619	622	625	626	643e	626AM
		▪	▪	▪	▪	▪	▪	▪	▪	▪	
Part Number	**Lip Length - Description**	**Price Each**									
10-013-118*	1 1/8" - Square corner, T-strike, box, 1 1/8" x 2 3/4"	**$11.80**									
10-013-112*	1 1/2" - Square corner, T-strike, box, 1 1/8" x 2 3/4"	**16.50**									
10-016*	1 1/8"" - Square corner, T-strike, deep box, 1 1/8" x 2 3/4" 1 1/8" Use with fire door latch	**15.70**									
10-025-1316*	1 3/16" - ANSI, no box, 1 1/4" x 4 7/8"	**15.20**									
10-025-138*	1 3/8" - ANSI, no box, 1 1/4" x 4 7/8"	**43.70**									
10-025-112*	1 1/2" - ANSI, no box, 1 1/4" x 4 7/8"										
K510-066	Box for ANSI strike	**7.20**									
*	Specify part number and finish. Ex: 10-025-1316 626										

Cylinder Reference Table

Available Finishes				606	626
				▪	▪
Part Number*	**Cylinder Mechanism**	**Function**	**Design**	**Price Each Open**	**Price Each Restricted**
23-065	Standard	Standard Function	All	**$64.00**	**$81.50**
91-018	Everest SL (R/B Keyways only)				**81.50**
20-765	Primus			**141.00**	
20-765-XP	Primus XP				
91-718-XP	Everest SL Primus XP (R/B Keyways only)				**141.00**
20-565	Primus UL437			**174.00**	
20-565-XP	Primus UL437 XP				
23-000	Standard	ND85		**95.00**	**112.50**
*	Specify part number and finish. Ex: 23-065 626				

Tailpieces

Part Number	Description	Price Each
N523-127	Core Driver - SCH FSIC	**$2.70**
N523-091	Core Driver - SCH SFIC	**12.20**
09-060	Core Driver - LD SAR	**2.90**
09-061	Core Driver - JD YA6	**24.00**
09-062	Core Driver - JD CO6	**13.00**
09-063	Core Driver - JD SAR	
10-140	Core Driver - LD CO6	**11.00**
10-141	Core Driver - JD CO7	**5.80**
10-142	Core Driver - JD YA7	**23.00**
10-143	Core Driver - JD MED	**23.00**
09-774	SFIC Core Driverand Spacer	**15.00**
D500-000	SFIC Core Spacer - Spacer required for 6-pin, no spacer required for 7-pin	**1.60**
XN12-292	Tail piece Sargent XC SFIC	**13.00**

Chassis Kits

Function	Description	Number	Name	Price Each
ND10	Passage latch	S00031721271-KIT	24088254 ND10 CHASSIS ONLY	**$94.00**
ND10 RX		S00031769709-KIT	24088429 ND10RX CHASSIS ONLY	**190.00**
ND12	Exit lock	S00031721363-KIT	24088262 ND12/80 CHASSIS ONLY	**107.00**
ND12EL	Electrically locked exit lock	S00033868134-KIT	63-180 ND12/80EL CHASSIS ONLY	**424.00**
ND12EL RX		S00033868172-KIT	63-184 ND12/80EL RX CHASSIS ONLY	**464.00**
ND12EU	Electrically unlocked exit lock	S00033868141-KIT	63-181 ND12/80EU CHASSIS ONLY	**424.00**
ND12EU RX		S00033868189-KIT	63-185 ND12/80EU RX CHASSIS ONLY	**464.00**
ND25	Exit lock	S00031721394-KIT	24088296 ND25 CHASSIS ONLY	**60.00**
ND25X70	Classroom exit lock	S00031720557-KIT	24088213 ND25X70 CHASSIS ONLY	**74.00**
ND25X80	Storeroom exit lock	S00031720946-KIT	24088221 ND25X80 CHASSIS ONLY	**75.00**
ND30	Patio lock	S00031733663-KIT	24088304 ND30/40/44 CHASSIS ONLY	**151.00**
ND40	Bath/Bedroom privacy lock			
ND44	Hospital privacy lock			
ND45	Time out lock	S00031969024-KIT	24210718 ND45 CHASSIS ONLY	**104.00**
ND50	Entrance/office lock	S00031721097-KIT	24088247 ND50/53 CHASSIS ONLY	**105.00**
ND53	Entrance lock			
ND60	Vestibule with closed outside lever	S00031733762-KIT	24088320 ND60/XN12-001 CHASSIS ONLY	**109.00**
ND66	Store lock	S00031733793-KIT	24088338 ND66 CHASSIS ONLY	**237.00**
ND70	Classroom lock	S00031733809-KIT	24088346 ND70 CHASSIS ONLY	**99.00**
ND70X80	Classroom by storeroom lock	S00031720984-KIT	24088239 ND70X80 CHASSIS ONLY	**96.00**
ND72	Communicating lock	S00031720328-KIT	24088197 ND72 XN12-002 CHASSIS ONLY	**93.00**
ND73	Corridor lock	S00031733830-KIT	24088353 ND73 CHASSIS ONLY	**82.00**
ND75	Classroom security lock	S00031719902-KIT	24088163 ND75 CHASSIS ONLY	**222.00**
ND80	Storeroom lock	S00031721363-KIT	24088262 ND12/80 CHASSIS ONLY	**107.00**
ND80EL	Electrically locked storeroom lock	S00033868134-KIT	63-180 ND12/80EL CHASSIS ONLY	**424.00**
ND80EL RX		S00033868172-KIT	63-184 ND12/80EL RX CHASSIS ONLY	**464.00**
ND80EU	Electrically unlocked storeroom lock	S00033868141-KIT	63-181 ND12/80EU CHASSIS ONLY	**424.00**
ND80EU RX		S00033868189-KIT	63-185 ND12/80EU RX CHASSIS ONLY	**464.00**
ND82	Institution lock	S00031733847-KIT	24088361 ND82 CHASSIS ONLY	**99.00**
ND85	Faculty restroom lock	S00031733977-KIT	24088411 ND85 CHASSIS ONLY	**108.00**
VANDLGARD				
ND72	Communicating lock	S00031720458-KIT	24088209 ND72 XN12-003 CHASSIS ONLY	**148.00**
ND 91	Entrance/office lock	S00031733861-KIT	24088379 ND91/92 CHASSIS ONLY	**161.00**
ND92	Entrance lock			
ND93	Vestibule lock	S00031733878-KIT	24088387 ND93 CHASSIS ONLY	**165.00**
ND94	Classroom lock	S00031733892-KIT	24088395 ND94 CHASSIS ONLY	**155.00**
ND95	Classroom security lock	S00031720168-KIT	24088171 ND95 CHASSIS ONLY	**278.00**
ND96	Storeroom lock	S00031733922-KIT	24088403 ND96 CHASSIS ONLY	**163.00**
ND96EL	Electrically locked storeroom lock	S00033868158-KIT	63-182 ND96EL CHASSIS ONLY	**480.00**
ND96EL RX		S00033868196-KIT	63-186 ND96EL RX CHASSIS ONLY	**519.00**
ND96EU	Electrically unlocked storeroom lock	S00033868165-KIT	63-183 ND96EU CHASSIS ONLY	**480.00**
ND96EU RX		S00033868202-KIT	63-187 ND96EU RX CHASSIS ONLY	**519.00**
ND97	Corridor lock	S00031720281-KIT	24088189 ND97 CHASSIS ONLY	**138.00**

EXAMPLE:
ND10 PASSAGE LATCH
KIT # S00031721271-KIT

INCLUDES

1	SLIDE SPRING	30	SLIDE CLIP
6	CHASSIS SCREW	37	ADJUSTMENT PLATE
23	OUTSIDE HOUSING	38	SPINDLE
24	INSIDE HUB	52	GAUGE INSERT
29	SLIDE	53	INSERT, INSIDE HUB

Keycam Assemblies

Part Number	Description	Price Each
N223-066	Electrified Keycam Assembly (Motor) - ND12EL/EU, ND80EL/EU, & ND96EL/EU	**$35.40**
N123-045	Keycam Assembly ND40, ND44	**7.20**
N123-007	Keycam Assembly ND50, ND53, ND60	**17.00**
N123-010	Keycam Assembly ND73, ND70, ND72, ND25x70, ND70x80 Outside	**17.10**
N123-059	Keycam Assembly ND75, ND95 Inside	**74.40**
N123-008	Keycam Assembly ND82, ND12, ND80, ND25x80, ND70x80 Inside	**20.60**
N123-055	Keycam Assembly ND85	**99.80**
N123-011	Keycam Assembly ND91, ND92, ND93	**23.20**
N123-012	Keycam Assembly ND94	**23.20**
N123-098	Keycam Assembly ND95 Outside	**99.80**
N123-013	Keycam Assembly ND96	**19.00**
N123-097	Keycam assembly ND97	**19.20**
N523-065	Cam pin for ND60 and ND93	**5.30**
N523-066	Cam for inside ND60 and ND93	**56.90**
N123-076	Keycam Assembly ND66 Outside and Inside, and ND75 Outside	**96.10**

Slide / Related Components

Part Number	Description	Price Each
C503-019	Slide Spring	**$6.70**
C604-187	Slide Catch Restoring	**7.40**
C604-188	Slide Catch Non-restoring	**7.40**
C604-191	Slide Catch Spring	**7.40**
N523-025	Slide Clip	**4.50**
N523-149	Slide (previous part number was N523-024)	**21.40**

Spindles

Part Number	Description	Price Each
N523-013	Outside Spindle	**$12.10**
N523-019	Outside Electrified Spindle	**11.60**
N523-177	Inside Spindle	**3.80**

Electrified Chassis Components

Part Number	Description	Price Each
24088551	Outside Electrified Housing	**$12.40**
N623-017	Inside Electrified Hub	**7.00**
N223-062	Motor Assembly Non-Vandlgard	**303.00**
N223-063	Motor Assembly Vandlgard	**333.00**
N523-131	Anti-rotation plate - RX product	**8.50**
N523-194	RX Switch	**61.10**
N123-062	RX Upgrade Kit	**70.10**

Misc. Chassis Components

Part Number	Description	Price Each
C503-331	Plunger Spring (order in multiples of 50)	**$0.14**
24088544	Outside Housing	**11.90**
24085037	Inside Hub for all Non-electrified functions except the ND66 and ND82	**5.20**
24085060	Inside Hub for ND66 & ND82 Functions	**5.20**
N523-020	Emergency cylinder for ND40 & ND44 functions	**5.50**
N523-041	Catch stop	**5.40**
N523-054	Adjustment Plate	**5.40**
N523-055	Anti-rotation plate	**5.40**
N523-063	Plunger Sleeve for ND60 and ND93	**3.90**
N523-064	Plunger for ND60 and ND93	**13.60**
N523-067	Plunger Bar for ND66	**3.90**
N523-069	Dummy Insert for ND170	**13.60**
N523-105	Threaded rod for mounting ND170s as double dummy set	**5.40**

Special Parts

Available Finishes		605	606	612	613	619	622	625	626	643e	626AM
		▪	▪	▪	▪	▪	▪	▪	▪	▪	▪
Part Number	**Description**	**Price Each**									
XQ02-309* **	10-013 Strike, 7/8" flat lip	**40.60**									
XQ03-494* **	10-013 Strike, 1 5/8" – 6" lip	**170.00**									
	10-013 Strike, 6 1/8" – 12" lip	**216.00**									
XQ07-351* **	10-025 Strike, 7/8" flat lip	**42.70**									
	10-025 Strike, lips thru 6" (except 7/8", 1 3/16", 3/8" and 1 1/2")	**206.00**									
XC03-069	Extension Links, used with 2-3/4" backset latch, range over 5" - 42"; not adjustable	**760.10**									
XN12-012*	Chassis Spacer for 1 3/8" door (2 required)	**79.00**									
XN13-052	Lever - Break-Away - Schlage KIL (P,L,C,Z); RHO	**394.00**									
XN13-054	Lever - Break-Away - Schlage FSIC (R,J,T); RHO										
XN13-053	Lever - Break-Away - Schlage SFIC (B,BDC,G,H); RHO										
*	Specify part number and finish. Ex: XN12-012 626										
**	Specify lip length.										

Hollow Metal Door Reinforcements

Part Number	Description	Price Each
37-001	Metal door reinforcer kit, fits both 7/8" and 1" diameter housings - Specify door thickness, includes A501-567 and A501-565 or A501-566	**$39.30**
24483760	Latch Spacer – fits 1" diameter latch housing and 1-3/4" hollow metal doors (steel & aluminum)	**5.40**
A501-565	Reinforcer for 1 3/8" thick non-reinforced metal doors. Fits both 7/8" and 1" diameter housings.	**19.80**
A501-566	Reinforcer for 1 3/4" thick non-reinforced metal doors. Fits both 7/8" and 1" diameter housings.	
A501-567	3 1/2" Long latch housing sleeve used to reinforce joint between latch and backset link or to hold latch in metal doors	**12.30**

Screws

Available Finishes					605	606	612	613	619	622	625	626	643e	626AM
					▪	▪	▪	▪	▪	▪	▪	▪	▪	
Part Number	**Description**	**Door Thickness**	**Type**	**Size**	**Price Each**									
A501-171* **	ND170, washer	—	Washer	—	**$1.20**									
N523-092* **	ND170, mounting screw	1 1/2" – 2"	POH Machine	1/4" 20 x 2 1/2"	**1.40**									
L583-133* **	ND170, mounting surface	—	Sheet Metal	1#8 x 1"	**0.90**									
C603-256* **	ANSI strike	—	PFH Combo	12-24 x 1"	**1.00**									
C603-897* **	Latch and strike	—	PFH Combo	#8 x 3/4"	**0.90**									
N523-021**	Spring cage screws	1 3/8" – 2"	PFH Machine	#10 x 32 x 2 1/8"	**1.90**									
N623-030	Motor assembly	—	PFH Combo	#4-40 X 3/16	**5.40**									
N523-135	RX switch	—	Hex B.H.	#2-56 x 3/8"	**0.60**									
N523-240	Chassis to spring cage	—	PFH Combo	#8-32 X 1/4"	**0.58**									
L583-454	Chassis	—	PFH	#8-32 X 3/8"	**1.50**									
*	Specify part number and finish. Ex: C603-256 626													
**	Order in multiples of 100													

Screw Packs

Available Finishes			605	606	612	613	619	622	625	626	643e	626AM
			▪	▪	▪	▪	▪	▪	▪	▪	▪	
Part Number*	**Description**	**Contents**	**Price Each**									
B202-517	Latch and strike	(4) C603-897	**$8.30**									
C203-736	ANSI strike	(2) C603-256	**6.60**									
N123-020	Mounting, all except ND170	(4) C603-897 (2) C603-256 (2) N523-021 (1) M504-271	**8.70**									
N123-040	Mounting, ND170	(2) L583-133 (1) N523-092 (1) A501-171 (1) M504-271	**10.20**									
*	Specify part number and finish. Ex: N123-020 626											

Screws Packs, Torx

Available Finishes			605	606	612	613	619	622	625	626	643e	626AM
			▪	▪	▪	▪	▪	▪	▪	▪	▪	
Part Number*	**Description**	**Contents**	**Price Each**									
C203-311	Latch and strike (T-15 installation tool included)	(4) C503-766 (T-15)	**$21.30**									
C203-312	Latch and ANSI strike (T-xx installation tool included)	(2) C503-766 (T-15) (2) L583-371 (T-20)										
*	Specify part number and finish. Ex: C203-311 626											

Allegion Connect Harnesses - Prices listed are net, discounting does not apply

Part Number	Description	Price Each
Harnesses with Molex Connectors on both ends (for use with Hollow Metal Doors)		
CON-6	6" Wire Harness (internal p/n 106190-00)	**$10.50**
CON-12	12" Wire Harness (internal p/n 106191-00)	**14.00**
CON-26	26" Wire Harness (internal p/n 106192-00)	**15.80**
CON-32	32" Wire Harness (internal p/n 106193-00)	**16.90**
CON-38	38" Wire Harness (internal p/n 106194-00)	**18.50**
CON-44	44" Wire Harness (internal p/n 106195-00)	**18.00**
CON-50	50" Wire Harness (internal p/n 106196-00)	**18.50**
CON-192	192" Wire Harness (internal p/n 106197-00)	**44.20**
Harnesses with Molex Connector on one end, crimped pins on other w/ attachable Molex connector (for use with Wood Doors)		
CON-6P	6" Wire Harness (internal p/n 106201-00)	**$13.40**
CON-12P	12" Wire Harness (internal p/n 106202-00)	**16.90**
CON-26P	26" Wire Harness (internal p/n 106203-00)	**18.50**
CON-32P	32" Wire Harness (internal p/n 106204-00)	**19.80**
CON-38P	38" Wire Harness (internal p/n 106205-00)	**20.30**
CON-44P	44" Wire Harness (internal p/n 106206-00)	**20.90**
CON-50P	50" Wire Harness (internal p/n 106207-00)	**21.50**
CON-192P	192" Wire Harness (internal p/n 106208-00)	**46.50**
Harness with Molex Connector on one end, stripped leads on other (for connection to power supply)		
CON-6W	6" extension to power supply (internal p/n 106210-00)	**$13.40**
Service Kit		
CON-KIT	Connector Service Kit (internal p/n 050823-00-00) contains: -100 each male & female terminals -10 each 4-pin and 8-pin male connectors -10 each 4-pin and 8-pin female connectors - 1 extraction tool"	**$111.00**

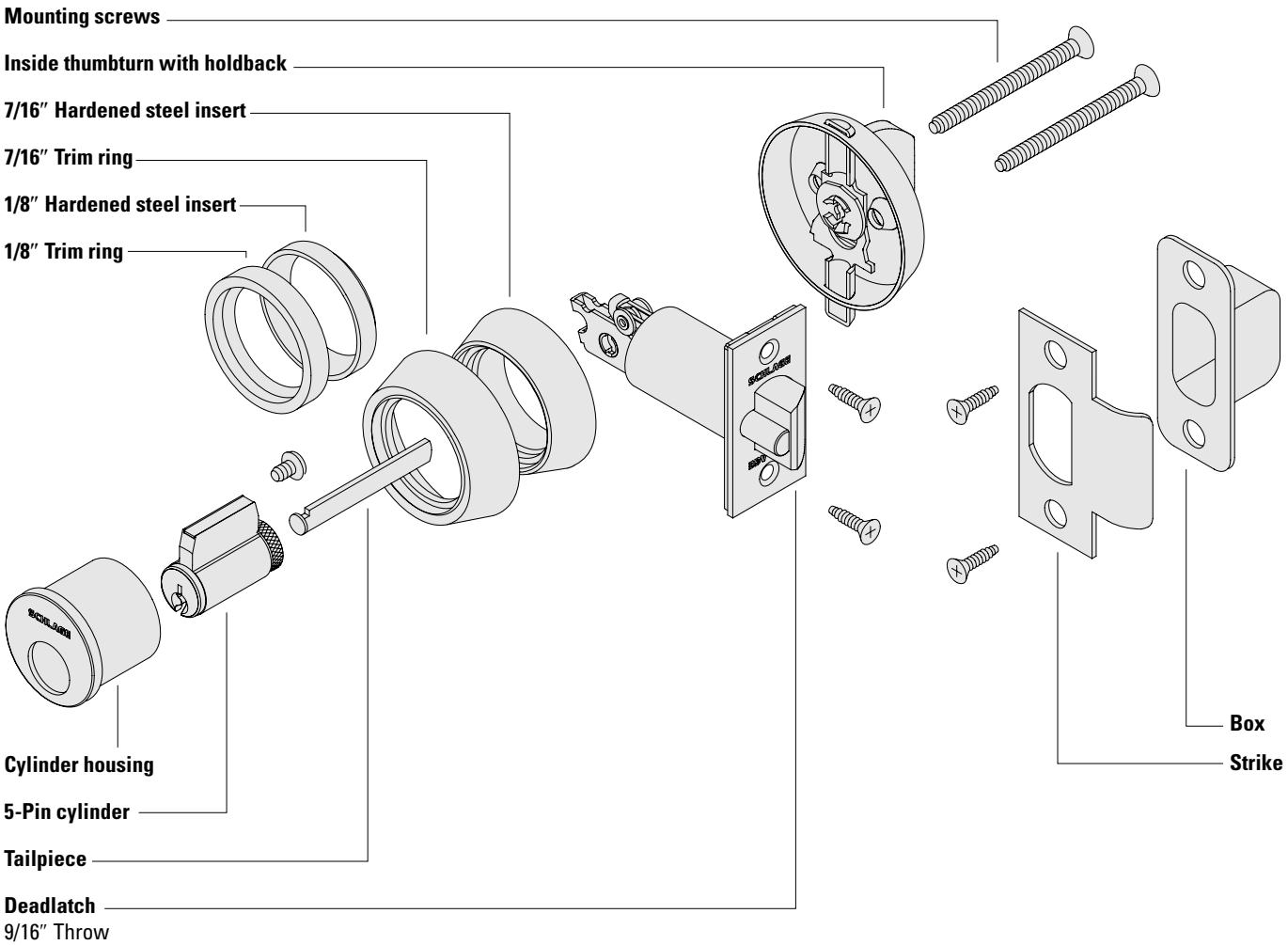
Mounting screws
Inside thumbturn with holdback
7/16″ Hardened steel insert
7/16″ Trim ring
1/8″ Hardened steel insert
1/8″ Trim ring
Box
Strike
Cylinder housing
5-Pin cylinder
Tailpiece
Deadlatch
9/16″ Throw

B250 Series

Ordering Procedures

To order Schlage products, descriptive data should be in the same sequence as shown below.

Line Item	Qty	Product	Outside		Inside		Hand	Latch	Strike	Dr Thk	Ext	DIM	Additional Details
			DES	FIN	DES	FIN							
1	10	B252P		626		613		12-103	10-025	214	EE	1316	KA

Line Item: Line item number
Qty: Quantity
Product: Product function + cylinder code
Outside Des: Outside lever design, not applicable for deadbolts. Leave blank
Outside Fin: Outside finish
Inside Des: Inside lever design, not applicable for deadbolts. Leave blank
Inside Fin: Inside finish, specify only if different from the outside finish
Hand: Hand of door, not applicable for deadbolts. Leave blank
Latch: Product latch, leave blank for standard latch or specify part number if non-standard latch is required. LLL = less latch
Strike: Product strike, leave blank for standard strike or specify part number if non-standard strike is required. LLL = less strike
Dr Thk: Door thickness, leave blank for standard thickness or specify if non-standard. Example: 138 = 1 3/8", 214 = 2 1/4"
Ext: Extension, enter one of the following when door thicknesses 2" or greater are specified: EE = Extended Equally, EI = Extended Inside, EO = Extended Outside
Dim: Dimension, enter only for non-standard strike lip length
Additional Details: Enter additional detail for keying information or special requirements

Common Pricing Information

1.	Locks are furnished with standard features unless otherwise specified.
2.	Door thickness is 1 ¾" unless otherwise specified.
3.	Split finishes and designs will be priced at the highest list price of the design and/or finish.
4.	Engineering specials are denoted by a part number beginning with "X".
5.	⌛ denotes a lock or part that requires an extended lead time.
6.	✋ denotes a handed product and requires handing to be specified.
7.	For all restricted keyways (Everest D, Everest 29 T, Quad, Numbered, Reversed) add $17.50. This does not apply to Primus cylinders. See Terms and Conditions for ordering information and requirements.
8.	Locks, keys and cylinders containing restricted keyways require additional documentation to order. Please see Terms and Conditions for the specific requirements.
9.	Keyway must be specified for keyed functions and cylinders. If not specified, default keyway will be S123 for KA, KD and 0-bitted product and S145 for Factory managed masterkey systems.
10.	Multiple keying options are available. Locks and cylinders are furnished KD unless otherwise specified or excepted by notation.
11.	Control Keys for permanent and construction cores are not included with the lock or cylinder and must be ordered separately.
12.	Locks specified with "C" keyway and KD or 0-bitted will receive 6 pin cylinders.
13.	Full Size Interchangeable Cores (FSIC) are furnished 1-bitted unless otherwise specified. If 0-bitted is selected, the order will be entered as 1-bitted. This does not apply to FSIC Primus® cores.
14.	Conventional standard pinned cylinders, Primus cylinders (conventional and FSIC) can be supplied 0-bitted. If 1-bitted is selected, the order will be entered as 0-bitted.
15.	Available plug face finishes are 606 and 626. For brass or bronze finish colors, the plug face finish is 606. For chrome, nickel or stainless steel finish colors, the plug face finish is 626.
16.	Locks and cylinders will be furnished with 2 keys each as standard. Additional keys will be charge at the additional cut keys charge appropriate for the cylinder/key type

Table of Contents

Functions **B250-4**
Complete Locks **B250-4**
Options **B250-6**
Deadlatches B250-6
Stikes B250-6
Locks Less Components B250-6
Tamper-Resistant Screws and Torx® Screws B250-6
Special Options B250-6
Parts **B250-7**
Latches & Strikes B250-7
Cylinders B250-7
Trim B250-7
Adapters B250-7
Door Reinforcements B250-7
Screws B250-8
Tailpiece and Screw Packs B250-9
Torx® Screw Packs B250-9
Special Parts B250-9
Cylinders Only (B100, B250, B400 E/B) ... B250-9

Product Identification

B2 50 P D X

Screw Suffix
- **X** = Cross Recess Head Mounting Screws

Latch Suffix
- **D** = Deadlatch

Cylinder Suffix
- **P** = 5-Pin Cylinder
- **P6** = 6-Pin Cylinder
- **R** = Full Size Interchangeable Core
- **J** = Less Full Size Interchangeable Core
- **M** = Everest 29 SL Full Size Interchangeable Core
- **T** = Full Size Construction Core
- **Z** = Everest SL 7 pin Cylinder

Function

Lock Series

Finish Codes and Descriptions

Code		Description
605	(US 3)	Bright Brass
606	(US 4)	Satin Brass
609	(US 5)	Antique Brass
613	(US 10B)	Oil Rubbed Bronze
622	(US 19)	Matte Black
625	(US 26)	Bright Chromium Plated
626	(US 26D)	Satin Chromium Plated

Standard Features

BHMA CERTIFIED

Certification	ANSI/BHMA Certified A156.36-2010, Grade 2 auxiliary lock.
Latch	1 1/8" x 2 1/4", Square corner faceplate, 1" housing diameter, 9/16" throw deadlatch
Strike	1 1/8" x 2 3/4", Square corner, T-strike, box
Backset	2 3/8"
Cylinder	6-Pin solid brass, keyed 6-pin, S123 keyway, keyed different (KD)
Door Range	1 1/2" – 1 3/4" standard cylinder, 1 1/2" - 2 1/8" interchangeable core cylinder
Keys	Two nickel silver cut keys per lock, 6-pin, S123 section
Trim Rings	7/16" and 1/8" Wrought brass or bronze, reinforced with security inserts

ANSI/BHMA Certified A156.36-2010, Grade 2 auxiliary lock.

Bored Deadlatch Locks

SCHLAGE	ANSI	
B250PD	**E0122**	**Single Cylinder Deadlatch (Night Latch)** *Deadlocking latchbolt retracted by key from outside or by inside turn unit. Rotating turn unit and activating hold-back feature keeps latch retracted.*
B252PD	**E0112**	**Double Cylinder Deadlatch*** *Deadlocking latchbolt retracted by key from either side. No hold-back feature.*

* ***Caution:*** *Double cylinder locks on residences and any door in any structure which is used for egress are a life safety hazard in times of emergency and their use is not recommended. Installation should be in accordance with existing codes only.*

Outside Cylinder Trim

Inside Cylinder Trim

Rose and Turn

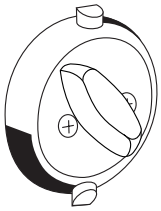

Latches

12-100

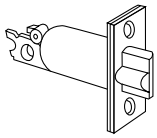

Strikes

10-001

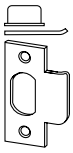

10-004

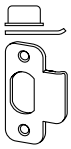

10-025

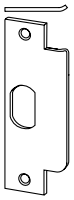

Function	Description	Finishes			Cylinder Adjustments		
		626	605	613	JD = Less Full Size Core RD* = FSIC (Full Size Interchangeable Core) TD** = Full Size Construction Core		
			⌛ 606 609 622 625		JD	RD	TD**
Single Cylinder Function							
B250PD	Single Cylinder Outside, Holdback Turn Inside	**$274**	**$280**	**$290**	**-$35**	**$38**	
Double Cylinder Function							
B252PD	Double Cylinder	**304**	**310**	**320**	**-70**	**76**	
*	Full size core furnished 1-bitted with two 6-pin keys unless otherwise specified. Not available with 0-bitted interchangeable cores.						
**	Temporary cores (TD) require non-refundable core handling charge (50-231) of $10.40 and will be added to the price of the lock.						
	Control Keys are not furnished with locks and must be ordered separately. See Keys & Keying.						
	For all restricted keyways (Everest D, Everest 29 T, Quad, Numbered, Reversed) add $17.50. This does not apply to Primus cylinders.						
	SL Cylinder with Everest B or Everest R keyways add $17.50						
	See Terms and Conditions for ordering information and requirements.						
"Ordering instructions: To change cylinder type from default 6-pin standard, change lock suffix as appropriate Ex: B250RD 626 for B250 function with FSIC in 626 finish".							

DeadLatches

Specify	Description	List Price Adjustment
12-100	Square corner, 1 1/8" x 2 1/4", 2 3/8" backset, 1" housing diameter, standard latch	N/C
12-103	Square corner, 1 1/8" x 2 1/4", 2 3/4" backset, 1" housing diameter	
Ordering instructions: specify desired latch on order only if requesting different from standard.		

Strikes

Specify	Description	List Price Adjustment
10-001	Square corner, T-strike, box, 1 1/8" x 2 3/4", 1 1/8" lip length, standard strike	N/C
10-001 xx	Square corner, T-strike, box, 1 1/8" x 2 3/4", specify lip length (xx) as 1", 1 1/4", 1 1/2", 1 3/4", 2"	+$7.70
10-004	Round corner (1/4" radius), T-strike, box 1 1/8" x 2 3/4", 1 1/8" lip length	N/C
10-025 1316	ANSI, no box, 1 1/4" x 4 7/8", 1 3/16" lip length	8.50
10-025 xx	ANSI, no box, 1 1/4" x 4 7/8", specify lip length (xx) as 1 3/8" or 1 1/2"	36.60
K510-066	Box for ANSI strike	N/C
Ordering instructions: specify desired strike on order only if requesting different from standard.		

Locks Less Components

Specify	Description	List Price Adjustment
LLL for deadlatch	Less deadlatch Example: B250PD 605 LLL 10-001	-21.00
LLL for strike	Less strike Example: B250PD 605 12-100 LLL	-6.60
Ordering instructions: specify on order only if requesting different from standard.		

Non-Standard Door Thickness

Specify	Description	List Price Adjustment
Door Thickness	Over 1 3/4" - 2 1/4"	N/C
Door Thickness	Over 2 1/4" - 2 3/4"	$104.00
Ordering instructions: Specify desired thickness on order only if requesting different from standard. EX: B250PD 626 2"		

Tamper Resistant and Torx® Screws

Specify	Description	List Price Adjustment
X suffix	Cross recessed mounting screws and drive pins for B250PD	N/C
Torx Screws	Latch and strike screws	$21.30
Ordering instructions: specify on order only if desired option. EX: B250PDX 626 Torx Screws.		

Special Options ⌛ Extended Lead Time

Specify	Description	List Price Adjustment
Door Thickness + XB03-330	B250PD for doors over 2 3/4" - 5 9/16"	$285.00
Door Thickness + XB03-427	B252PD for doors over 2 3/4" - 5 9/16"	318.00
	B250PD less holdback function (substitutes B400 turn)	51.60
Ordering instructions: specify on order only if desired option. EX: B250PD 626 5" XB03-330.		

Latches & Strikes

		605	606	609	612	613	622	625	626
	Available Finishes	▪	▪	▪	▪	▪	▪	▪	▪
Part Number	**Description**	**Price Each**							
Deadlatches									
12-100	Square corner, 1 1/8" x 2 1/4", 2 3/8" backset, 1" housing diameter, standard latch	**$87.90**							
12-103	Square corner, 1 1/8" x 2 1/4", 2 3/4" backset, 1" housing diameter								
39-030	Rabbeted latch and strike kit, 605 and 626 finish only (adapts square corner & 2 3/4" high square corner strikes to 1/2" rabbeted door and frame preps)	**58.10**							
Strikes									
10-001	Square corner, T-strike, box, 1 1/8" x 2 3/4", 1 1/8" lip length (standard strike)	**6.50**							
10-001 xx	Square corner, T-strike, box, 1 1/8" x 2 3/4", specify lip length (xx) as 1", 1 1/4", 1 1/2", 1 3/4", 2"	**14.80**							
10-004	Round corner (1/4" radius), T-strike, box 1 1/8" x 2 3/4", 1 1/8" lip length	**11.10**							
10-025 1316	ANSI, no box, 1 1/4" x 4 7/8", 1 3/16" lip length	**15.20**							
10-025 xx	ANSI, no box, 1 1/4" x 4 7/8", specify lip length as 1 3/8" or 1 1/2"	**43.70**							
C603-623	Box for T-strike (finish not applicable)	**0.70**							
K510-066	Box for ANSI strike (finish not applicable)	**6.80**							

Ordering Instructions: Specify part number and finish.

B202-671

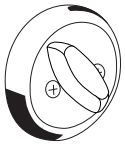

B202-672

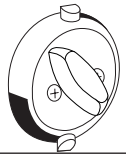

Trim

		605	606	609	612	613	622	625	626
	Available Finishes	▪	▪	▪	▪	▪	▪	▪	▪
Part Number	**Description**	**Price Each**							
B202-671	Rose and turn without holdback	**$51.60**							
B202-672	Rose and turn with holdback	**79.60**							
B502-815	Blank inside rose with exposed screws for B251, available 605 and 626 finish only	**30.10**							

Ordering Instructions: Specify part number and finish if applicable.

38-031

38-032

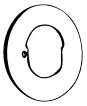

Adapters

		605	613	626
	Available Finishes	▪	▪	▪
Part Number	**Description**	**Price Each**		
38-016	Adapter ring kit for double cylinder locks used in 2 1/8" hole contains: (2) 38-031	**$31.70**		
38-017	Adapter ring kit for single cylinder locks used in 2 1/8" hole contains: (1) 38-031 and (1) 38-032	**41.60**		
38-031	2 1/2" diameter adapter ring for 2 1/8" door prep, mounted under cylinder	**19.00**		
38-032	2 7/8" diameter adapter ring for 2 1/8" door prep, mounted under turn units/blank roses	**27.20**		

Ordering Instructions: Specify part number and finish.

A501-566

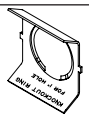

Door Reinforcements

Part Number	Description	Price Each
A501-565	Reinforcer for 1 3/8" thick nonreinforced metal doors, fits both 7/8" and 1" diameter housings (2 required per lock)	**$19.80**
A501-566	Reinforcer for 1 3/4" thick nonreinforced metal doors, fits both 7/8" and 1" diameter housings (2 required per lock)	

Ordering Instructions: Specify part number.

Screws

Available Finishes							605	606	609	612	613	622	625	626
							·	·	·	·	·	·	·	·
Part Number	Specify Finish	Description		Application			Price Each (Order in multiples of 100)							
		Size	Type	Use with:		Door Thickness								
Single Cylinder, B250PD														
B520-086	·	10-32 x 2 1/4"	POH machine	7/16" & 1/8" trim rings	5-Pin	1 5/16" – under 1 11/16"	$1.00							
				7/16" trim ring		1 11/16" – 1 15/16"								
				(2) 1/8" trim rings	6-Pin	1 5/16" – under 1 7/16"								
				7/16" & 1/8" trim rings		1 7/16" – 1 13/16"								
B520-087	·	10-32 x 2 5/8"		7/16" trim ring	5-Pin	over 1 15/16" – 2 1/4"								
				1/8" trim ring		over 2 1/4" – 2 9/16"								
				7/16" & 1/8" trim rings	6-Pin	over 1 13/16" – 1 15/16"								
				7/16" trim ring		over 1 15/16" – 2 9/16"								
				1/8" trim ring		over 2 9/16" – 2 3/4"								
Double Cylinder, B252PD														
B520-267		10-32 x 2 1/2"	Cross recess	7/16" & 1/8" trim rings	5-Pin	1 5/16" – under 1 11/16"	$2.50							
				7/16" trim ring		1 11/16" – 1 15/16"								
				1/8" trim ring		2 7/16" – 2 11/16"								
B520-268		10-32 x 2 3/4"		7/16" & 1/8" trim rings	5-Pin	over 1 7/16" – under 1 11/16"								
				7/16" trim ring		over 1 15/16" – under 2 7/16"								
				1/8" trim ring		over 2 11/16" – 2 7/8"								
				7/16" & 1/8" trim rings	6-Pin	1 7/16" – under 1 9/16"								
				7/16" trim ring		over 1 11/16" – 2 3/16"								
				1/8" trim ring		over 2 11/16" – 2 13/16"								
B520-269		10-32 x 3"		(4) 1/8" trim rings	6-Pin	1 3/16" – under 1 7/16"								
				7/16" & 1/8" trim rings		1 9/16" – 1 15/16"								
				7/16" trim ring		over 2 13/16" – 2 11/16"								
				1/8" trim ring		over 2 13/16" – 3 1/8"								
B520-271	·	Drive pin		—		—	1.00							
Interchangeable Core, Single Cylinder, B250RD														
B520-086	·	10-32 x 2 1/4"	POH machine	1" & 1/8" trim rings		1 5/16" – 1 1/2"	$1.00							
				1" trim ring		over 1 1/2" – 2 1/8"								
B520-087	·	10-32 x 2 5/8"		1" trim ring		over 2 1/8" – 2 3/8"								
				7/16" & 1/8" trim rings		over 2 3/8" – 2 5/8"								
				7/16" trim ring		over 2 5/8" – 3 1/8"								
Interchangeable Core, Double Cylinder, B252RD														
B520-269		10-32 x 3"	Cross recess	1" & 1/8" trim rings		15/16" – 1 5/8"	$2.50							
				1" trim ring		over 1 5/8" – 2 1/8"								
				7/16" & 1/8" trim rings		over 2 1/8" – 2 3/8"								
				1" trim ring		over 2 3/8" – 2 5/8"								
B520-271	·	Drive pin		—		—	1.00							
All Functions														
C603-256	·	12-24 x 1"	PFH combo	ANSI strike		—	$1.00							
C603-897	·	8 x 3/4"		Latch and strike		—	0.90							

Tailpiece and Screw Packs

Available Finishes			605	606	609	612	613	622	625	626
			•	•	•	•	•	•	•	•
Part Number	**Description**		**Price Each**							
Single Cylinder, B250PD										
B202-509	For 1 3/8" - 1 3/4" doors	contains: (1) B202-558 tailpiece (2) B520-086 screws	**$21.30**							
Double Cylinder, B252PD										
B202-560	5 pin cyl, for 1 1/2"- 1 3/4" doors	contains: (2) B202-370 tailpiece (2) B202-580 tailpieces (2) B520-267 screws (2) B520-271 screws	**$18.50**							
B220-043	6 pin cyl, for 1 3/4" doors only	contains: (2) B202-369 tailpieces (2) B520-269 screws								
Latch & Strike Screws, All functions, Standard T Strike										
B202-517	Latch and strike screws	contains: (4) C603-897 screws	**$8.30**							
Ordering Instructions: Specify part number and finish.										

Torx Screw Packs

Available Finishes			605	606	609	612	613	622	625	626
			•	•	•	•	•	•	•	•
Part Number	**Description**		**Price Each**							
C203-311	Latch and standard strike	contains: (4) C503-766 (T-15)	**$21.30**							
C203-312	Latch and ANSI strike	contains: (2) C503-766 (T-15) (2) L583-371 (T-20)								
Notes:	Torx screw packs are furnished with the appropriate T-xx installation tool(s)									
Ordering Instructions: Specify part number and finish.										

Special Parts ⌛ Extended Lead Time

Available Finishes		605	606	609	612	613	622	625	626
		•	•	•	•	•	•	•	•
Part Number	**Description**	**Price Each**							
XQ07-351 xx	10-025 strike, lips through 6" (except 7/8", 11 3/16", 1 3/8" and 1 1/2"). Specify (xx) lip length in part number.	**$206.00**							
XQ03-493 xx	10-001 strike, lips over 2" through 6". Specify (xx) lip length in part number.	**123.00**							
Ordering Instructions: Specify part number and finish.									

Cylinders Only, B100, B250, B400 E/B

Description	Part Number	Price Each	
		Open	Restricted
5-Pin C, CE, E, F only	22-001	**$64.00**	**$81.50**
6-Pin Standard	22-002		
Everest SL (R/B Keyways only)	91-008		**81.50**
Primus®	20-729*	**141.00**	
Primus XP	20-729-XP*		
Everest SL Primus XP (R/B Keyways only)	91-707-XP		**141.00**
Primus UL 437	20-529*	**174.00**	
Primus XP UL437	20-529-XP*		
** Must be used in locks with universal housings (B202-824 or B202-825).*			

Cylinder Only

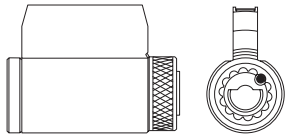

Notes

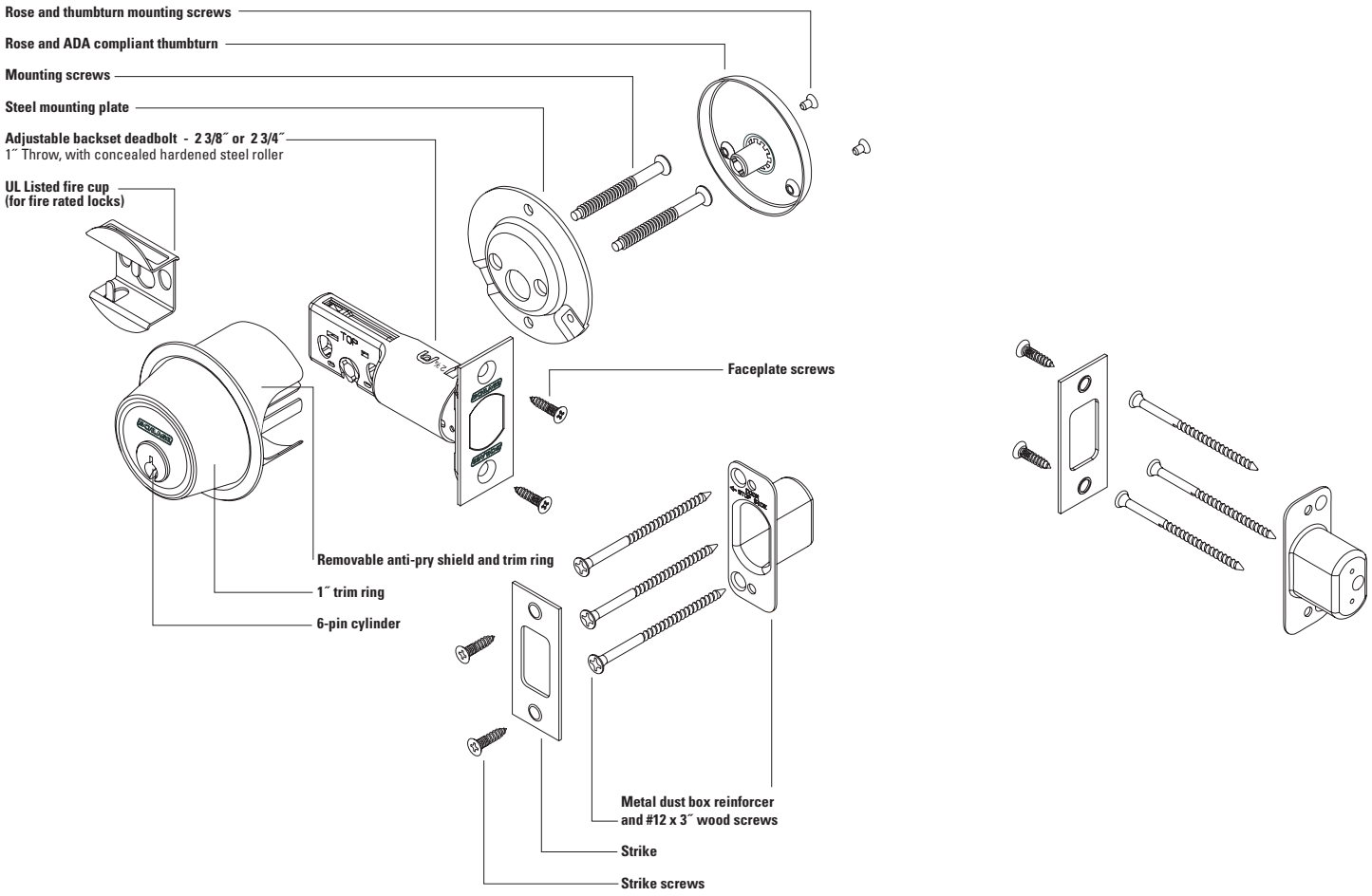
Rose and thumbturn mounting screws
Rose and ADA compliant thumbturn
Mounting screws
Steel mounting plate
Adjustable backset deadbolt - 2 3/8″ or 2 3/4″
1″ Throw, with concealed hardened steel roller
UL Listed fire cup
(for fire rated locks)
Faceplate screws
Removable anti-pry shield and trim ring
1″ trim ring
6-pin cylinder
Metal dust box reinforcer
and #12 x 3″ wood screws
Strike
Strike screws

B500 Series

Ordering Procedures

To order Schlage products, descriptive data should be in the same sequence as shown below.

Line Item	Qty	Product	Outside		Inside		Hand	Latch	Strike	Dr Thk	Ext	DIM	Additional Details
			DES	FIN	DES	FIN							
1	10	B560P		626		613		12-289	10-092	214	EE		KA

Line Item: Line item number
Qty: Quantity
Product: Product function + cylinder code
Outside Des: Outside lever design, not applicable for deadbolts. Leave blank
Outside Fin: Outside finish
Inside Des: Inside lever design, not applicable for deadbolts. Leave blank
Inside Fin: Inside finish, specify only if different from the outside finish
Hand: Hand of door, not applicable for deadbolts. Leave blank
Latch: Product latch, leave blank for standard latch or specify part number if non-standard latch is required. LLL = less latch
Strike: Product strike, leave blank for standard strike or specify part number if non-standard strike is required. LLL = less strike
Dr Thk: Door thickness, leave blank for standard thickness or specify if non-standard. Example: 138 = 1 3/8", 214 = 2 1/4"
Ext: Extension, enter one of the following when door thicknesses 2" or greater are specified: EE = Extended Equally, EI = Extended Inside, EO = Extended Outside
Dim: Dimension for non-standard strike lip length, not applicable for the B500. Leave blank
Additional Details: Enter additional detail for keying information or special requirements

Common Pricing Information	
1.	Locks are furnished with standard features unless otherwise specified.
2.	Door thickness is 1 ¾" unless otherwise specified.
3.	Split finishes and designs will be priced at the highest list price of the design and/or finish.
4.	Engineering specials are denoted by a part number beginning with "X".
5.	⌛ denotes a lock or part that requires an extended lead time.
6.	denotes a handed product and requires handing to be specified.
7.	For all restricted keyways (Everest D, Everest 29 T, Quad, Numbered, Reversed) add $17.50. This does not apply to Primus cylinders. See Terms and Conditions for ordering information and requirements.
8.	Locks, keys and cylinders containing restricted keyways require additional documentation to order. Please see Terms and Conditions for the specific requirements.
9.	Keyway must be specified for keyed functions and cylinders. If not specified, default keyway will be S123 for KA, KD and 0-bitted product and S145 for Factory managed masterkey systems.
10.	Multiple keying options are available. Locks and cylinders are furnished KD unless otherwise specified or excepted by notation.
11.	Control Keys for permanent and construction cores are not included with the lock or cylinder and must be ordered separately.
12.	Locks specified with "C" keyway and KD or 0-bitted will receive 6 pin cylinders.
13.	Full Size Interchangeable Cores (FSIC) are furnished 1-bitted unless otherwise specified. If 0-bitted is selected, the order will be entered as 1-bitted. This does not apply to FSIC Primus® cores.
14.	Conventional standard pinned cylinders, Primus cylinders (conventional and FSIC) can be supplied 0-bitted. If 1-bitted is selected, the order will be entered as 0-bitted.
15.	Available plug face finishes are 606 and 626. For brass or bronze finish colors, the plug face finish is 606. For chrome, nickel or stainless steel finish colors, the plug face finish is 626.
16.	Locks and cylinders will be furnished with 2 keys each as standard. Additional keys will be charge at the additional cut keys charge appropriate for the cylinder/key type

Table of Contents

Functions **B500-4**
Complete Locks **B500-5**
Options **B500-7**
Deadbolts B500-7
Strikes B500-7
Locks Less Components B500-7
Non-Standard Door Thickness B500-7
Antimicrobial Coating B500-7
Parts **B500-8**
Deadbolts B500-8
Strikes B500-8
Trim B500-8
Adapters B500-9
Door Reinforcements B500-9
Occupancy Indicator Emergency Key B500-9
Individual Screws B500-10
Individual Screw Packs B500-11
Cylinders B500-11
Complete Cylinders **See Cylinders Section**
How To Order **Forms & Examples**

Product Identification

B5 60 P F

UL Listing Suffix
- **F** = UL Listed

Cylinder Suffix
- **P** = 6-Pin Cylinder
- **L** = Less 6-Pin Cylinder
- **R** = Full Size Interchangeable Core
- **J** = Less Full Size Interchangeable Core
- **M** = Everest 29 SL Full Size Interchangeable Core
- **T** = Full Size Construction Core
- **B** = Less SFIC
- **BDC** = Disposable SFIC
- **G** = Everest 29 Patented SFIC
- **H** = Construction SFIC
- **Z** = Everest SL 7 pin Cylinder

Function

Lock Series

SFIC = Small Format (Best® Style) Interchangeable Core

Finish Codes and Descriptions

Code		Description
605	(US 3)	Bright Brass
606	(US 4)	Satin Brass
609	(US 5)	Antique Brass
612	(US 10)	Satin Bronze
613	(US 10B)	Oil Rubbed Bronze
619	(US 15)	Satin Nickel
622	(US 19)	Matte Black
625	(US 26)	Bright Chromium Plated
626	(US 26D)	Satin Chromium Plated
626AM		Antimicrobial Coating on Satin Chromium
643e		Aged Bronze

Standard Features

Certification	ANSI A156.36, 2010, Grade 2. Available UL Listed for 3-hour fire door (except B562 and B571) With FSIC Interchangeable Core Cylinders: Grade 2 With SFIC Interchangeable Core Cylinders: Grade 3
Deadbolt	1" x 2 1/4", Square corner faceplate, 1" housing diameter, 1" throw
Strike	1 1/8" x 2 3/4", Square corner, box
Backset	Adjustable for 2 3/8" or 2 3/4"
Cylinder	6-Pin solid brass, keyed 6-pin, S123 keyway, keyed different (KD)
Door Range	1 3/8" – 1 7/8" standard cylinder or thumbturn only, 1 5/8" - 2" interchangeable core cylinder
Keys	Two cut keys per lock, 6-pin, S123 section
Reinforcement	Metal dust box reinforcer with three - 3" screws
Trim Ring	1" Wrought brass or bronze, reinforced with security insert

ANSI A156.36-2010, Grade 2. Available UL Listed for 3-hour fire door.

Bored Deadbolt Locks

SCHLAGE	ANSI	
B560P	**E0152**	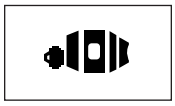 **Single Cylinder Deadbolt Lock** Deadbolt thrown or retracted by key from outside or by inside turn unit. Bolt automatically deadlocks when fully thrown.
B561P	**E0162**	 **One-Way Deadbolt Lock** Deadbolt thrown or retracted by key only. Blank plate inside. Bolt automatically deadlocks when fully thrown.
B562P	**E0142**	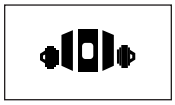 **Double Cylinder Deadbolt Lock*** Deadbolt thrown or retracted by key either side. Bolt automatically deadlocks when fully thrown.
B563P	**E0172**	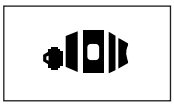 **Classroom Deadbolt Lock** Deadbolt thrown or retracted by key outside. Inside turn unit will retract bolt only. Bolt automatically deadlocks when fully thrown.
B571		**Door Bolt Occupancy Indicator** Deadbolt thrown or retracted by inside turn unit. Occupancy indicator on outside (reads either in use or vacant). Can use either 2 1/8" or 1 1/2" cross bore prep. Not UL Rated.
B580	**E0192**	 **Door Bolt** Deadbolt thrown or retracted by turn unit only. No outside trim. Bolt automatically deadlocks when fully thrown. Can use either 2 1/8" or 1 1/2" cross bore prep.
B581	**E01112**	**Door Bolt with Trim** Deadbolt thrown or retracted by turn unit only. Outside blank plate. Bolt automatically deadlocks when fully thrown. 1 1/2" cross bore prep.

* ***Caution:*** *Double cylinder locks on residences and any door in any structure which is used for egress are a life safety hazard in times of emergency and their use is not recommended. Installation should be in accordance with existing codes only.*

Outside Cylinder Trim

Inside Cylinder Trim

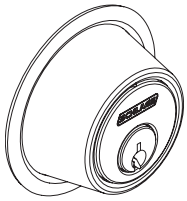

Rose and Turn

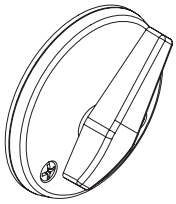

Latches

12-288 Standard	12-289	12-290	12-287
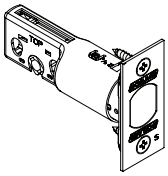	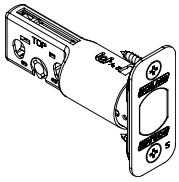	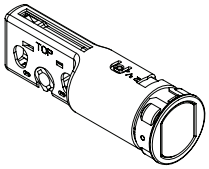	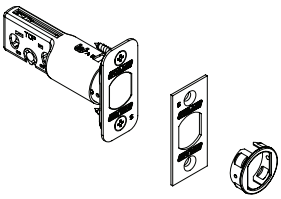

Strikes

10-094 Standard	10-064	10-087	10-092	10-095	10-108
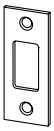		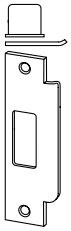	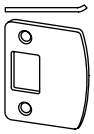	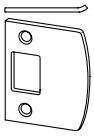	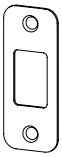

Function	Description	Finishes 626	Finishes 605 606 609 612 619 622 625 643e	Finishes 613	Cylinder Adjustments: L	J BD BDC	R T***	GD HD***
					J = Less FSIC (Full Size Interchangable Core) L = Less Standard Cylinder R* = FSIC (Full Size Interchangable Core) T** =Full Size Construction Core BD = Less SFIC (Small Format Interchangeable Core) BDC = Disposable SFIC GD = Everest 29 Patented SFIC HD ** = Construction SFIC			
Keyless								
B580	No trim x thumbturn	**$64**	**$70**	**$80**				
B580F	No trim x thumbturn, firerated	**71**	**77**	**87**				
B581	Blank plate x thumbturn	**64**	**70**	**80**				
B581F	Blank plate x thumbturn, firerated	**71**	**77**	**87**				
B571	Occupancy indicator x thumbturn (includes 61-509 emergency release key)	**67**	**73**	**83**				
Keyed, Single Cylinder								
B560P	Cylinder x thumbturn	**83**	**$89**	**$99**	**-19**	**29**	**105**	**113**
B560PF	Cylinder x thumbturn, fire rated	**90**	**96**	**106**				
B561P	One-way cylinder x blank plate	**83**	**89**	**99**				
B561PF	One-way cylinder x blank plate, fire rated	**90**	**96**	**106**				
B563P	Classroom cylinder outside, retraction turn inside	**87**	**93**	**103**				
B563PF	Classroom cylinder outside, retraction turn inside, fire rated	**94**	**100**	**110**				
Keyed, Double Cylinder								
B562P	Double Cylinder	**$111**	**$117**	**$127**	**-38**	**58**	**210**	**226**
*	Full size core furnished 1-bitted with two 6-pin keys unless otherwise specified. Not available with 0-bitted interchangeable cores.							
**	Interchangeable construction core locks assessed a one-time non-refundable handling charge (50-231) per core.							
***	Temporary cores (TD and HD options) require non-refundable core handling charge (50-231) of $10.40 and will be added to the price of the lock.							
	Interchangeable cores available 1 5/8" - 2" doors only.							
	Control Keys are not furnished with locks and must be ordered separately. See Keys & Keying.							
	For all restricted keyways (Everest D, Everest 29 T, Quad, Numbered, Reversed) add $17.50. This does not apply to Primus cylinders. See Terms and Conditions for ordering information and requirements.							
	SL Cylinder with Everest B or Everest R keyways add $17.50.							
Ordering instructions: To change cylinder type from default 6-pin standard, change lock suffix as appropriate. Ex: B560R 626 for B560 function with FSIC in 626 finish.								

Deadbolts

Specify	Description	List Price Adjustment
Non fire-rated locks		
12-288	Square corner, 1" x 2 1/4", adjustable 2 3/8" or 2 3/4" backset, 1" housing dia., standard deadbolt	N/C
12-289	Round corner (1/4" radius), 1" x 2 1/4", adjustable 2 3/8" or 2 3/4" backset, 1" housing dia.	
12-290	Circular drive in deadbolt, adjustable 2 3/8" or 2 3/4" backset, 626 finish only	
12-287	Triple Option - 1/4" radius round corner faceplate w/ 1" x 2 1/4" square corner and circular faceplates, adjustable 2 3/8" or 2 3/4" backset, 1" housing dia.	
12-291	Square corner, 1 1/8" x 2 1/4", adjustable 2 3/8" or 2 3/4" backset. 1" housing dia.	
Fire-rated (UL Listed) locks		
12-294	Square corner, 1" x 2 1/4", adjustable 2 3/8" or 2 3/4" backset, 1" housing dia., standard fire-rated (UL Listed) deadbolt	N/C
12-633	Square corner, 1" x 2 1/4", 5" backset, 1" housing dia.	26.30
Ordering instructions: specify desired deadbolt on order only if requesting different from standard.		

Strikes

Specify	Description	List Price Adjustment
10-064	Circular drive-in, thimble strike, 1 3/16" dia., 626 finish only.	N/C
10-087	ANSI, box, 1 1/4" x 4 7/8", 1 3/16" lip	$6.20
10-092	Round corner (1/4" radius), 1 1/8" full lip, no box, 1 5/8" x 2 1/4"	N/C
10-094	Square corner, no box, 1 1/8" x 2 3/4", standard	
10-095	Square corner, full 1 1/8" lip, no box, 1 5/8" x 2 1/4"	
10-103	Round corner (1/4"" radius), 1" x 2 1/4", no reinforcement strike provided 605, 609, 630 only	
10-104	Round corner (1/4" radius), 1 1/4" x 3 5/8", 4 hole, no reinforcement strike provided. 605, 609, 620, 630 only	
10-108	Round corner, 1 1/8" x 2 3/4", no box	
J250-028	2" strike reinforcement screws. 605, 609, 630, 643e only	
37-016	Strike reinforcer, use with 10-094 or 10-108	
Ordering instructions: specify desired strike on order only if requesting different from standard.		

Locks Less Components

Description	Specify	List Price Adjustment
Less deadbolt	LLL for deadbolt Example: B560P 605 LLL 10-092	-$13.50
Less strike	LLL for strike Example: B560P 605 12-288 LLL	-5.40
Less standard cylinder (B560)	L cylinder suffix Example: B560L	-18.60
Less standard cylinder (B562)	L cylinder suffix Example: B562L	-37.30
Ordering instructions: specify on order only if requesting different from standard.		

Non-Standard Door Thickness

Specify	Description	List Price Adjustment
Door Thickness	Extended Equally (EE) for over 1 3/4" - 2 1/4" doors (except interchangable core locks)	N/C
Door Thickness	Extended Equally (EE) for 1 3/8" to 1 5/8" doors (for interchangable core locks)	$9.10
Ordering instructions: specify desired thickness on order only if requesting different from standard. EX - B560P 626 2"		

Antimicrobial Coating

Extended Lead Time

Specify	Description	List Price Adjustment
Finish as 626AM	Antimicrobial coating applied to inside thumbturn and rose, outside trim ring and cylinder faceplate	$18.70
Ordering instructions: specify on order only if desired option. Ex: B560P 626AM		

Deadbolts

Available Finishes		605	606	609	612	613	619	622	625	626	643e
		▪	▪	▪	▪	▪	▪	▪	▪	▪	▪
Part Number	**Description**	**Price Each**									
12-288	Square corner, 1" x 2 1/4", adjustable 2 3/8" or 2 3/4" backset, 1" housing dia., standard deadbolt	**$36.00**									
12-289	Round corner (1/4" radius), 1" x 2 1/4", adjustable 2 3/8" or 2 3/4" backset, 1" housing dia.										
12-290	Circular drive in deadbolt, adjustable 2 3/8" or 2 3/4" backset, 1" housing dia., 626 finish only	**42.00**									
12-287	Triple Option - 1/4" radius round corner faceplate w/ 1" x 2 1/4" square corner and circular faceplates, adjustable 2 3/8" or 2 3/4" backset, 1" housing dia.	**41.70**									
12-291	Square corner, 1 1/8" x 2 1/4", adjustable 2 3/8" or 2 3/4" backset, 1" housing dia.	**42.00**									
12-633	Square corner, 1 1/8" x 2 1/4", 5" backset, 1" housing dia.	**92.80**									
39-030	Rabbeted deadbolt and strike kit, adapts square corner latches and 2 3/4" high square corner strikes to 1/2" rabbeted door and frame preparations, 605 and 626 only	**58.10**									

Ordering Instructions: Specify part number and finish.

Strikes

Available Finishes		605	606	609	612	613	619	622	625	626	643e
		▪	▪	▪	▪	▪	▪	▪	▪	▪	▪
Part Number	**Description**	**Price Each**									
10-064	Circular drive-in, thimble strike, 1 3/16" diameter, 626 finish only	**16.70**									
10-087	ANSI, box, 1 1/4" x 4 7/8", 1 3/16" lip	**22.90**									
10-092	Round corner (1/4" radius), 1 1/8" full lip, no box, 1 5/8" x 2 1/4"	**7.90**									
10-094	Square corner, no box, 1 1/8" x 2 3/4", standard	**12.20**									
10-095	Square corner, full 1 1/8" lip, no box, 1 5/8" x 2 1/4"	**8.10**									
10-103	Round corner (1/4" radius), 1" x 2 1/4", no reinforcement strike provided (Available 605, 609, 630 only)	**2.00**									
10-104	Round corner (1/4" radius), 1 1/4" x 3 5/8", 4 hole, no reinforcement strike provided. 605,609, 620, 630 only	**2.40**									
10-108	Round corner, 1 1/8" x 2 3/4", no box	**17.60**									
10-112	Metal dust box and 3 screws, use with 10-094 and 10-108. Finish not applicable	**11.70**									
37-016	Strike reinforcer, use with 10-094 and 10-108. Finish not applicable	**15.70**									

Ordering Instructions: Specify part number and finish if applicable

B302-041

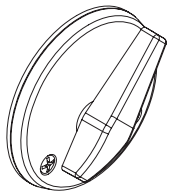

B600-018

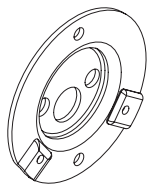

12-626

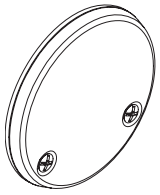

B302-045

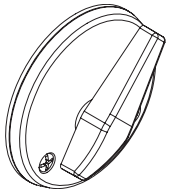

Trim

Available Finishes		605	606	609	612	613	619	622	625	626	643e
		▪	▪	▪	▪	▪	▪	▪	▪	▪	▪
Part Number	**Description**	**Price Each**									
B302-041	Rose and turn	**$44.50**									
B600-018	Mounting plate for rose and turn. Finish not applicable	**10.30**									
12-626	Blank rose, exposed screws	**25.30**									
38-034	Blank mounting plate kit for use on one side of B580	**96.70**									
B302-045	Classroom rose and turn	**44.50**									

Ordering Instructions: Specify part number and finish if applicable.

38-031

B520-649

B520-650

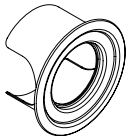

Accessories and Adapters

		605	606	609	612	613	619	622	625	626	643e
Available Finishes		▪	▪	▪	▪	▪	▪	▪	▪	▪	▪
Part Number	**Description**	**Price Each**									
38-031	2 1/2" diameter adapter ring for 2 1/8" door prep, mounted under cylinder	**$19.00**									
B520-649	Trim ring w/ shield for B560/B562	**23.50**									
B520-650	Trim ring w/ shield for Interchangeable Core functions	**23.50**									
A501-878	Faceplate adapter to adapt 1" faceplate to 1 1/8" door preparation	**0.76 (order in multiples of 100)**									
Ordering Instructions: Specify part number and finish if applicable.											

A501-566



Door Reinforcements

Part Number	Description	Price Each
A501-565	Reinforcer for 1 3/8" thick nonreinforced metal doors, fits both 7/8" and 1" diameter housings (2 required per lock)	**$19.80**
A501-566	Reinforcer for 1 3/4" thick nonreinforced metal doors, fits both 7/8" and 1" diameter housings (2 required per lock)	
37-016	Door frame strike reinforcer	**15.70**
Ordering Instructions: Specify part number.		

Occupancy Indicator Emergency Key

Part Number	Description	Price Each
61-509	Emergency release key, standard size, for B571 occupancy indicator deadbolt. Includes one key, ring, and instruction tag	**$11.00**
61-510	Emergency release key, large size, for B571 occupancy indicator deadbolt. Includes one key, ring, and instruction tag	**20.90**
Ordering Instructions: Specify part number.		

Individual Screws

Available Finishes						605	606	609	612	613	619	622	625	626	643e
						•	•	•	•	•	•	•	•	•	•
Part Number	Specify Finish	Description		Application		Price Each (Order in multiples of 100)									
		Size	Type	Use with:	Door Thickness										
Keyless, B580															
B600-066	•	6-32 x 1/4"	PH mach.	Turn	—	**$2.40**									
B600-048		8-32 x 1/2"	PH mach.	Mounting plate	—	**1.00**									
F506-359		8 x 3/4"	RH wood	Mounting plate	—	**0.46**									
Keyed, Single Cylinder, B560P, B563P															
B600-100		1/4"-28 x 1 15/16"	POH mach.	Mounting	1 3/8" - 1 3/4"	**2.40**									
B600-101		1/4"-28 x 2 1/2"	POH mach.	Mounting	over 1 3/4" - 2 1/4"										
B600-066	•	6-32 x 1/4"	PH mach.	Turn	—										
B520-298		10-32 x 3/8"	PH mach.	Anti-pry shield	—	**0.78**									
Keyed, Single Cylinder, B560GD, B563GD, B560R, B563R															
B600-100		1/4"-28 x 1 15/16"	POH mach.	Mounting	1 3/8" - 2 1/4"	**$2.40**									
B600-066	•	6-32 x 1/4"	PH mach.	Turn	—										
Keyed, Double Cylinder, B562P															
B600-047		1/4"-28 x 3 13/64"	PH mach.	Mounting	1 3/8" - 1 3/4"	**$2.40**									
B600-078		1/4"-28 x 3 29/64"	PH mach.	Mounting	over 1 3/4" - 2 1/4"										
B520-298		10-32 x 3/8"	PH mach.	Anti-pry shield	—	**0.78**									
Keyed, Double Cylinder, B562GD, B562R															
B600-053		1/4"-28 x 2 61/64"	PH mach.	Mounting	1 3/8" - 2"	**$2.40**									
B520-298		10-32 x 3/8"	PH mach.	Anti-pry shield	—	**0.78**									
Keyless, B571, B581															
B520-662		10-32 x 1 1/8"	POH mach.	Mounting	1 3/8" - 1 3/4"	**$2.40**									
B520-663		10-32 x 1 3/4"	POH mach.	Mounting	over 1 3/4" - 2 1/4"										
B600-066	•	6-32 x 1/4"	PH mach.	Turn	—										
All Functions															
C603-897	•	8 x 3/4"	PFH combo	Deadbolt and strike screw	—	**$0.90**									
J250-028		8 x 2"	PFH wood	2″ strike screw	—	**2.00**									
R525-256		12 x 3"	PFH wood	3″ Metal dust box screw	—	**2.00**									

Ordering instructions: specify part number and finish if applicable. Order in multiple quantities of 100.

Individual Screw Packs

Available Finishes			605	606	609	612	613	619	622	625	626	643e
			•	•	•	•	•	•	•	•	•	•
Part Number	**Door Thickness**	**Contents**	**Price Each**									
Keyless, B580												
61-506	1 3/8" – 2 1/4"	(2) B600-048 (2) F605-359 (4) C603-897 (1) B600-018 (2) B600-066	**$17.80**									
Keyed, Single Cylinder, B560P, B563P												
61-500	1 3/8" – 1 3/4"	(1) B600-018 (2) B600-100 (2) B600-066 (4) C603-897	**$14.60**									
61-501	over 1 3/4" – 2 1/4"	(1) B600-018 (2) B600-101 (2) B600-066 (4) C603-897										
Keyed, Single Cylinder, B560GD, B563GD, B560R, B563R												
61-500	1 3/8" – 2"	(1) B600-018 (2) B600-100 (2) B600-066 (4) C603-897	**$14.60**									
Keyed, Double Cylinder, B562P												
61-502	1 3/8" – 1 3/4"	(2) B600-047 (4) C603-897	**$11.10**									
61-503	over 1 3/4" – 2 1/4"	(2) B600-078 (4) C603-897										
Keyed, Double Cylinder, B562GD, B562R												
61-507	1 3/8" – 2"	(2) B600-053 (4) C603-897	**$11.10**									
Keyless, B581, B571												
61-504	1 3/8" – 1 3/4"	(2) B520-662 (4) C603-897 (2) B600-066 (1) B600-018	**$23.10**									
61-505	over 1 3/4" – 2 1/4"	(2) B520-663 (4) C603-897 (2) B600-066 (1) B600-018										

Ordering instructions: specify part number and finish.

B500 Series Cylinders - Single Cylinder Deadbolts

Part Number	Description	Door Thickness	Price Each	
			Open	Restricted
22-003	Standard	1 3/8" - 1 3/4"	**$64.00**	**$81.50**
22-004	Standard	1 3/4" - 2 1/4"		
20-188	Primus	1 3/8" – 1 7/8"	**141.00**	
20-188-XP	Primus XP	1 3/8" – 1 7/8"		
20-189	Primus	1 7/8" – 2 1/4"		
20-189-XP	Primus XP	1 7/8" – 2 1/4"		
20-190	Primus UL	1 3/8" – 1 7/8"	**174.00**	
20-190-XP	Primus XP UL	1 3/8" – 1 7/8"		
20-191	Primus UL	1 7/8" – 2 1/4"		
20-191-XP	Primus XP UL	1 7/8" – 2 1/4"		

B500 Series Cylinders - Double Cylinder Deadbolts*

Part Number	Description	Door Thickness	Price Each	
			Open	Restricted
22-645	Standard	1 3/8" - 1 3/4"	**$64.00**	**$81.50**
22-646	Standard	1 3/4" - 2 1/4"		
20-745	Primus	1 3/8" – 1 7/8"	**141.00**	
20-745-XP	Primus XP	1 3/8" – 1 7/8"		
20-746	Primus	1 7/8" – 2 1/4"		
20-746-XP	Primus XP	1 7/8" – 2 1/4"		
20-545	Primus UL	1 3/8" – 1 7/8"	**174.00**	
20-545-XP	Primus XP UL	1 3/8" – 1 7/8"		
20-546	Primus UL	1 7/8" – 2 1/4"		
20-546-XP	Primus XP UL	1 7/8" – 2 1/4"		

* Part numbers for double sided cylinders represent one cylinder only.

Notes

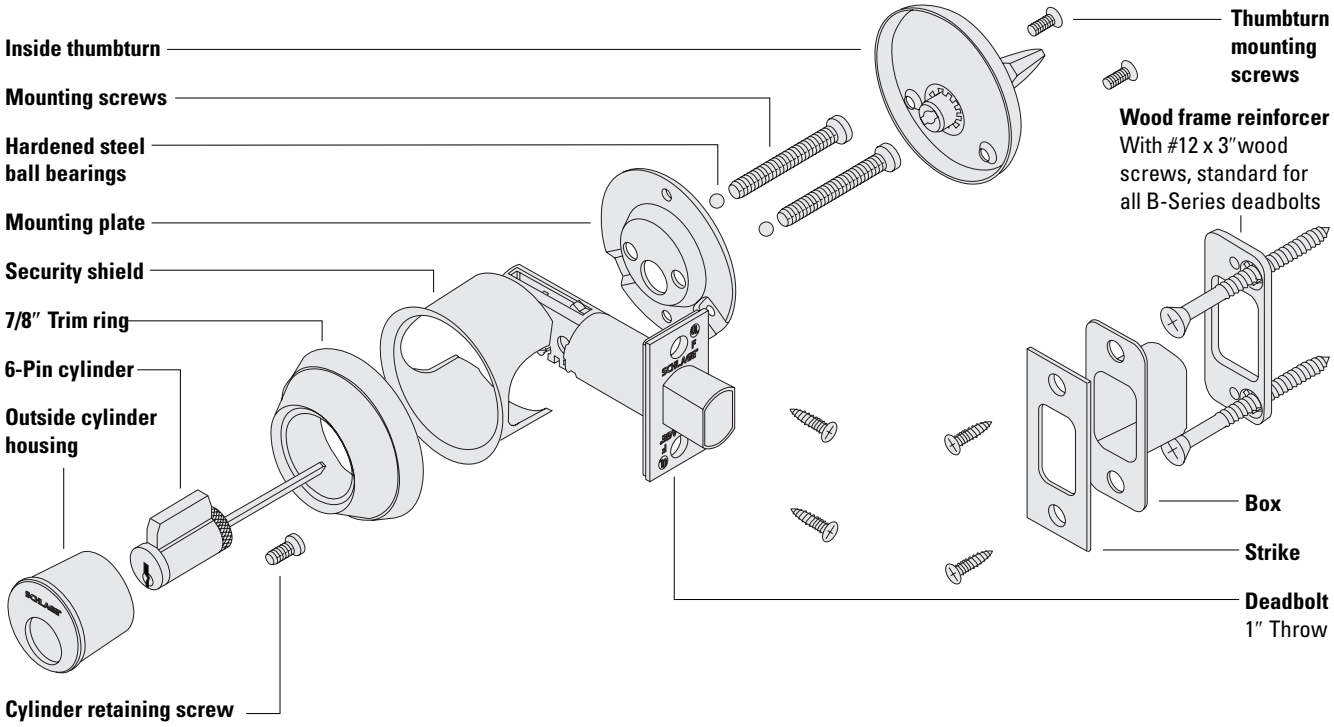
Inside thumbturn
Mounting screws
Hardened steel ball bearings
Mounting plate
Security shield
7/8″ Trim ring
6-Pin cylinder
Outside cylinder housing
Cylinder retaining screw
Thumbturn mounting screws
Wood frame reinforcer
With #12 x 3″wood screws, standard for all B-Series deadbolts
Box
Strike
Deadbolt
1″ Throw

To order Schlage products, descriptive data should be in the same sequence as shown below.

Line Item	Qty	Product	Outside		Inside		Hand	Latch	Strike	Dr Thk	Ext	DIM	Additional Details
			DES	FIN	DES	FIN							
1	10	B660P		626		613		12-630	10-094	214	EE		KA

Line Item: Line item number
Qty: Quantity
Product: Product function + cylinder code
Outside Des: Outside lever design, not applicable for deadbolts. Leave blank
Outside Fin: Outside finish
Inside Des: Inside lever design, not applicable for deadbolts. Leave blank
Inside Fin: Inside finish, specify only if different from the outside finish
Hand: Hand of door, not applicable for deadbolts. Leave blank
Latch: Product latch, leave blank for standard latch or specify part number if non-standard latch is required. LLL = less latch
Strike: Product strike, leave blank for standard strike or specify part number if non-standard strike is required. LLL = less strike
Dr Thk: Door thickness, leave blank for standard thickness or specify if non-standard. Example: 138 = 1 3/8", 214 = 2 1/4"
Ext: Extension, enter one of the following when door thicknesses 2" or greater are specified: EE = Extended Equally, EI = Extended Inside, EO = Extended Outside
Dim: Dimension for non-standard strike lip length, not applicable for the B6/7/8. Leave blank
Additional Details: Enter additional detail for keying information or special requirements

Common Pricing Information

1.	Locks are furnished with standard features unless otherwise specified.
2.	Door thickness is 1 ¾" unless otherwise specified.
3.	Split finishes and designs will be priced at the highest list price of the design and/or finish.
4.	Engineering specials are denoted by a part number beginning with "X".
5.	⌛ denotes a lock or part that requires an extended lead time.
6.	✋ denotes a handed product and requires handing to be specified.
7.	For all restricted keyways (Everest D, Everest 29 T, Quad, Numbered, Reversed) add $17.50. This does not apply to Primus cylinders. See Terms and Conditions for ordering information and requirements.
8.	Locks, keys and cylinders containing restricted keyways require additional documentation to order. Please see Terms and Conditions for the specific requirements.
9.	Keyway must be specified for keyed functions and cylinders. If not specified, default keyway will be S123 for KA, KD and 0-bitted product and S145 for Factory managed masterkey systems.
10.	Multiple keying options are available. Locks and cylinders are furnished KD unless otherwise specified or excepted by notation.
11.	Control Keys for permanent and construction cores are not included with the lock or cylinder and must be ordered separately.
12.	Locks specified with "C" keyway and KD or 0-bitted will receive 6 pin cylinders.
13.	Full Size Interchangeable Cores (FSIC) are furnished 1-bitted unless otherwise specified. If 0-bitted is selected, the order will be entered as 1-bitted. This does not apply to FSIC Primus® cores.
14.	Conventional standard pinned cylinders, Primus cylinders (conventional and FSIC) can be supplied 0-bitted. If 1-bitted is selected, the order will be entered as 0-bitted.
15.	Available plug face finishes are 606 and 626. For brass or bronze finish colors, the plug face finish is 606. For chrome, nickel or stainless steel finish colors, the plug face finish is 626.
16.	Specify LKB if 0-bitted Primus cylinders are required "Less Key Blanks." Deduct **$16.40** per cylinder.
17.	Locks and cylinders will be furnished with 2 keys each as standard. Additional keys will be charge at the additional cut keys charge appropriate for the cylinder/key type

Table of Contents

Functions **B600-4**
Complete Locks **B600-5**
Options **B600-7**
Deadbolts B600-7
Strikes B600-7
Locks Less Components B600-7
Non-Standard Door Thickness B600-7
Antimicrobial Coating B600-7
Tamper Resistant Torx Screws B600-7
Parts **B600-8**
Deadbolts B600-8
Strikes B600-8
Trim B600-9
Door Reinforcements B600-9
Screws B600-10
Screw and Ball Bearing Packs B600-10
Torx Screw Packs B600-11
Special Parts B600-11
Cylinders B600-12
Complete Cylinders **See Cylinders Section**
How To Order **Forms & Examples**

Product Identification

B6 60 P X

Screw Suffix
- **X** = Torx® screws

Cylinder Suffix
- **P** = 6-Pin Cylinder
- **R** = Full Size Interchangeable Core
- **J** = Less Full Size Interchangeable Core
- **M** = Everest 29 SL Full Size Interchangeable Core
- **T** = Full Size Construction Core
- **B** = Less SFIC
- **BDC** = Disposable SFIC
- **G** = Everest 29™ Patented SFIC
- **H** = Construction SFIC
- **Z** = Everest SL 7 pin Cylinder

Function

Lock Series
- **B6** = Standard pinning
- **B7** = Primus® Controlled Access
- **B8** = Primus High Security

SFIC = Small Format (Best® Style) Interchangeable Core

Finish Codes and Descriptions

Code		Description
605	(US 3)	Bright Brass
606	(US 4)	Satin Brass
609	(US 5)	Satin Brass, Blackened
612	(US 10)	Satin Bronze
613	(US 10B)	Oil Rubbed Bronze
619	(US 15)	Satin Nickel
622	(US 19)	Matte Black
625	(US 26)	Bright Chromium Plated
626	(US26D)	Satin Chromium Plated
626AM		Antimicrobial Coating on Satin Chromium
643e	(US11)	Aged Bronze

Standard Features

Locks are furnished with standard features unless otherwise specified.

BHMA CERTIFIED

Certification	ANSI/BHMA Certified A156.36-2010, Grade 1 auxiliary lock. With FSIC Interchangeable Core Cylinders: Grade 2 With SFIC Interchangeable Core Cylinders: Grade 3 UL Listed for 3-hour fire door, B800-Series is UL437 listed.
Deadbolt	1 1/8" x 2 1/4", Square corner faceplate, 1" housing diameter, 1" throw
Strike	1 1/8" x 2 3/4", Square corner, box
Backset	2 3/4"
Door Range	1 5/8" - 2" standard cylinder or FSIC; 1 3/4" - 2" SFIC; 1 3/8" - 2 1/2" door bolt only
Reinforcement	Metal dust box reinforcer with two 3" screws
Trim Rings	7/8" Solid brass or bronze
Cylinder	6-Pin solid brass, keyed 6-pin, S123 keyway, keyed different (KD)
Keys	Two nickel silver cut keys per lock, 6-pin, S123 section

ANSI/BHMA Certified A156.36-2010, Grade 1 auxiliary lock. UL Listed for 3-hour fire door, B800-Series is UL437 listed.

Bored Deadbolt Locks

SCHLAGE	ANSI	
B660P **B760P** **B860P**	**E0151**	**Single Cylinder Deadbolt Lock** Deadbolt thrown or retracted by key from outside or by inside turn unit. Bolt automatically deadlocks when fully thrown.
B661P **B761P** **B861P**	**E0161**	 **One-Way Deadbolt Lock** Deadbolt thrown or retracted by key only. Blank plate inside. Bolt automatically deadlocks when fully thrown.
B662P **B762P** **B862P**	**E0141**	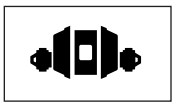 **Double Cylinder Deadbolt Lock*** Deadbolt thrown or retracted by key from either side. Bolt automatically deadlocks when fully thrown.
B663P **B763P** **B863P**	**E0171**	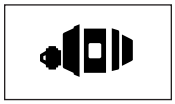 **Classroom Deadbolt Lock** Deadbolt thrown or retracted by key outside. Inside turn unit will retract bolt only. Bolt automatically deadlocks when fully thrown.
B664P **B764P** **B864P**	**E0101**	 **Cylinder Lock** Deadbolt thrown or retracted by key from one side. No inside trim. Bolt automatically deadlocks when fully thrown. Requires 1 1/2" cross bore only.
B680	**E0191**	 **Door Bolt** Deadbolt thrown or retracted by turn unit only. No outside trim. Bolt automatically deadlocks when fully thrown. Requires 1 1/2" cross bore only. Door range is 1 3/8" - 2 1/2".

* ***Caution:*** *Double cylinder locks on residences and any door in any structure which is used for egress are a life safety hazard in times of emergency and their use is not recommended. Installation should be in accordance with existing codes only.*

Outside Cylinder Trim



Inside Cylinder Trim



Rose and Turn

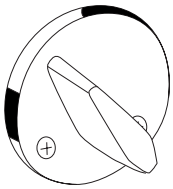

Primus® Controlled Access Cylinder Trim

Primus® High Security Cylinder Trim



Latches

12-631 Standard	12-641	12-297	12-317
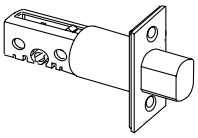	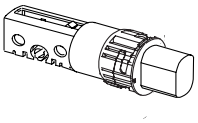	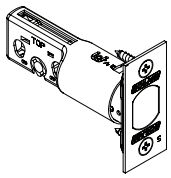	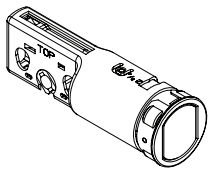

Strikes

10-094 Standard	10-064	10-087	10-092	10-095
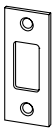		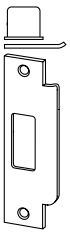	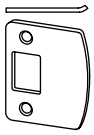	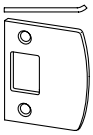

Function	Description	Finishes 626	605 606 609 612 619 622 625 643e	613	Cylinder Adjustments: J = Less FSIC (Full Size Interchangable Core); R* = FSIC (Full Size Interchangable Core); T** =Full Size Construction Core; BD = Less SFIC (Small Format Interchangeable Core); BDC = Disposable SFIC; GD = Everest 29 Patented SFIC; HD** = Construction SFIC					
					J	R	T**	BD BDC	GD	HD**
B600 Series										
Keyless										
B680	No trim x thumbturn	$159	$165	$175						
Keyed, Single Cylinder										
B660P	Cylinder x thumbturn	$204	$210	$220	-35	38		N/C	+84	+44
B661P	One-way cylinder x blank plate									
B663P	Classroom cylinder outside, retraction turn inside	212	218	228						
B664P	Cylinder x no trim	204	210	220						
Keyed, Double Cylinder										
B662P	Double Cylinder	$261	$267	$277	-70	+76		N/C	+168	+88
B700 SERIES: Primus® Controlled Access Cylinder										
Keyed, Single Cylinder										
B760P	Cylinder x thumbturn	$281	$287	$297		+38				
B761P	One-way cylinder x blank plate									
B763P	Classroom cylinder outside, retraction turn inside	292	298	308						
B764P	Cylinder x no trim	281	287	297						
Keyed, Double Cylinder										
B762P	Double Cylinder	411	417	427		+76				
B800 SERIES: Primus® High Security Controlled Access Cylinder										
Keyed, Single Cylinder										
B860P	Cylinder x thumbturn	$307	$313	$323						
B861P	One-way cylinder x blank plate									
B863P	Classroom cylinder outside, retraction turn inside	325	331	341						
B864P	Cylinder x no trim	307	313	323						
Keyed, Double Cylinder										
B862P	Double Cylinder	$432	$438	$448						

Notes

- B600, 700, 800 not available less standard cylinder.
- Control Keys are not furnished with locks and must be ordered separately. See Keys & Keying.
- For all restricted keyways (Everest D, Everest 29 T, Quad, Numbered, Reversed) add $17.50. This does not apply to Primus cylinders. See Terms and Conditions for ordering information and requirements.
- SL Cylinder with Everest B or Everest R keyways add $17.50.

* B600R Full Size Core locks furnished 1-bitted with two 6-pin keys unless otherwise specified. Not available with 0-bitted interchangeable cores B700R Full Size Core locks furnished 0-bitted with two 6-pin keys entered as separate line item.

** Non-disposable construction core locks assessed a one-time non-refundable handling charge (50-231) of $10.40 per core.

Ordering instructions: To change cylinder type from default 6-pin standard, change lock suffix as appropriate.
Ex: B660R 626 for B660 function with FSIC in 626 finish.

Deadbolts

Specify	Description	List Price Adjustments
12-630	2 3/8" backset, square corner, 1 1/8" x 2 1/4", 1" housing dia.	N/C
12-640	2 3/8" backset, circular, drive-in, 1 1/16" housing dia., 626 only	
12-631	2 3/4" backset, square corner, 1 1/8" x 2 1/4", 1" housing dia., standard deadbolt	
12-641	2 3/4" backset, circular, drive-in, 1 1/16" housing dia., 626 only	
12-632	3 3/4" backset, square corner, 1 1/8" x 2 1/4", 1" housing dia.	$28.10
12-642	3 3/4" backset, circular, drive-in, 1 1/16" housing dia., 626 only	
12-633	5" backset, square corner, 1 1/8" x 2 1/4", 1" housing dia.	
12-643	5" backset, circular, drive-in, 1 1/16" housing dia., 626 only	
12-297	Adjustable 2 3/8" or 2 3/4" backset, square corner, 1 1/8" x 2 1/4", 1" housing dia.	N/C
12-317	Adjustable 2 3/8" or 2 3/4" backset, Circular, drive-in, 1" housing dia., 626 only	
Ordering instructions: specify desired deadbolt on order only if requesting different from standard.		

Strikes

Specify	Description	List Price Adjustments
10-094	Square corner, no box, 1 1/8" x 2 3/4", standard	N/C
10-064	Circular drive-in, thimble strike, 1 3/16" diameter, 626 finish only	
10-087	ANSI, 1 1/4" x 4 7/8", 1 3/16" lip length, box	
10-092	Round corner (1/4" radius), 1 5/8" x 2 1/4", 1 1/8" full lip, no box	
10-095	Square corner, 1 5/8" x 2 1/4", 1 1/8" full lip, no box	
10-104	Round corner (1/4" radius), 1 1/4" x 3 5/8", 4 hole, 605, 609, 620, 630 finishes only	
10-103	Round corner (1/4" radius), 1" x 2 1/4", 605, 609, 630 finishes only	
37-016	Strike reinforcer, use with 10-094	
J250-028	2" strike reinforcement screws. 605, 609, 630 finishes only	
Ordering instructions: specify desired strike on order only if requesting different from standard.		

Locks Less Components

Description	Specify	List Price Adjustment
Less deadbolt	LLL for deadbolt Example: B660P 605 LLL 10-064	-18.90
Less strike	LLL for strike Example: B660P 605 12-630 LLL	-5.90
Less key blanks, B700 and B800 only	LKB	-16.80
Less Cylinder	Not available B600, B700, B800	N/A
Ordering instructions: specify on order only if requesting different from standard.		

Non-Standard Door Thickness

Specify	Description	List Price Adjustments
1 3/8" Door Thickness	1 3/8" door thickness. Not available for interchangeable core locks.	$10.00
Door Thickness	Extended Equally (EE), over 2"-2 1/2" thick doors (not available SFIC; see Special Parts for SFIC conversion kits)	N/C
Note:	For doors over 2 1/2" - 4" thick, see Special Parts for conversion kits.	
Ordering instructions: specify desired thickness on order only if requesting different from standard. EX: B660P 626 1 3/8"		

Antimicrobial Coating ⌛Extended Lead Time

Specify	Description	List Price Adjustments
Finish as 626AM	Antimicrobial coating applied to inside thumbturn and rose, outside trim ring and cylinder faceplate	$18.60
Ordering instructions: specify on order only if desired option. Ex: B560P 626AM.		

Tamper Resistant Torx® Screws

Specify	Description	List Price Adjustments
X suffix	Torx latch, strike, and mounting screws. Not available SFIC locks.	$21.90
Ordering instructions: Add X suffix to lock. Ex: B660PX.		

Shaded items are standard components and are furnished with locks unless otherwise specified.

12-297	12-317	12-631	12-641
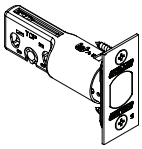	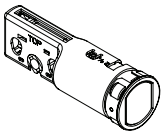	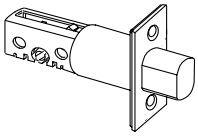	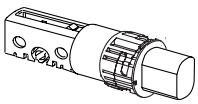

Deadbolts

Part Number	Description	605	606	609	612	613	619	622	625	626	643e
	Available Finishes	▪	▪	▪	▪	▪	▪	▪	▪	▪	▪
		Price Each									
Complete Deadbolts											
12-297	Square corner, adjustable 2 3/8" or 2 3/4" backset, 1 1/8" x 2 1/4", 1" housing dia.	$59.70									
12-317	Circular, drive-in, adjustable 2 3/8" or 2 3/4" backset, 1" housing dia., 626 only										
12-630	Square corner, 2 3/8" backset, 1 1/8" x 2 1/4", 1" housing dia.	53.00									
12-640	Circular, drive-in, 2 3/8" backset, 1 1/16" housing dia., 626 only										
12-631	Square corner, 2 3/4" backset, 1 1/8" x 2 1/4", 1" housing dia., standard deadbolt										
12-641	Circular, drive-in, 2 3/4" backset, 1 1/16" housing dia., 626 only										
12-632	Square corner, 3 3/4" backset, 1 1/8" x 2 1/4", 1" housing dia.	92.80									
12-642	Circular, drive-in, 3 3/4" backset, 1 1/16" housing dia., 626 only										
12-633	Square corner, 5" backset, 1 1/8" x 2 1/4", 1" housing dia										
12-643	Circular, drive-in, 5" backset, 1 1/16" housing dia., 626 only										
39-030	Rabbeted deadbolt and strike kit (adapts square corner latches and 2 3/4" high square coner strikes to 1/2" rabbeted door and frame preparations). 605 and 626 finish only.	58.10									
Deadbolts Less Faceplates											
12-650	2 3/8" backset deadbolt unit less faceplate, 1" housing dia.	41.40									
12-651	2 3/4" backset deadbolt unit less faceplate, 1" housing dia.										
12-652	3 3/4" backset deadbolt unit less faceplate, 1" housing dia.	81.80									
12-653	5" backset deadbolt unit less faceplate, 1" housing dia.										
Faceplate kits											
12-627	Square corner faceplate, 1 1/8" x 2 1/4", includes backplate and screws	10.60									
12-628	Circular drive-in faceplate and collar, 626 finish only										

Ordering Instructions: Specify part number and finish.

10-094 Standard	10-064	10-087	10-092	10-095
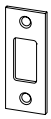			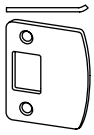	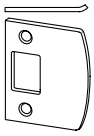

Strikes

Part Number	Description	605	606	609	612	613	619	622	625	626	643e
	Available Finishes	▪	▪	▪	▪	▪	▪	▪	▪	▪	▪
		Price Each									
10-064	Circular drive-in, thimble strike, 1 3/16" diameter, 626 finish only	$16.70									
10-087	ANSI, box, 1 1/4" x 4 7/8", 1 3/16" lip	22.90									
10-092	Round corner (1/4" radius), 1 1/8" full lip, no box, 1 5/8" x 2 1/4"	7.90									
10-094	Square corner, no box, 1 1/8" x 2 3/4", standard	12.20									
10-095	Square corner, full 1 1/8" lip, no box, 1 5/8" x 2 1/4"	8.10									
10-103	Round corner (1/4" radius), 1" x 2 1/4", no reinforcement strike provided (Available 605, 609, 630 only)	2.00									
10-104	Round corner (1/4" radius), 1 1/4" x 3 5/8", 4 hole, no reinforcement strike provided. 605,609, 620, 630 only	2.40									
10-112	Metal dust box and 3 screws, use with 10-094 and 10-108. Finish not applicable.	11.70									
37-016	Strike reinforcer, use with 10-094 and 10-108. Finish not applicable.	15.70									
K510-066	Plastic dust box for ANSI strike. Finish not applicable.	7.20									

Ordering Instructions: Specify part number and finish if applicable.

12-617

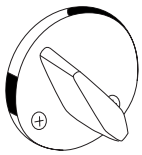

B600-017

Trim

Available Finishes		605	606	609	612	613	619	622	625	626	643e
		▪	▪	▪	▪	▪	▪	▪	▪	▪	▪
Part Number	**Description**	**Price Each**									
12-617	Rose and turn	**$47.40**									
12-618	Rose and turn, classroom function	**52.80**									
12-625	Classroom driver kit. Finish not applicable	**10.50**									
12-626	Blank inside rose, exposed screws, B661	**25.30**									
38-034	Blank mounting plate kit for use on one side of B664 or B680	**96.70**									
B600-017	Security shield, 2 1/8" door preparation. Finish not applicable	**10.50**									
B600-018	Mounting plate, turn. Finish not applicable	**10.30**									
B610-035	Support (anchor) and mounting screws, B664. Finish not applicable	**27.40**									
Ordering Instructions: Specify part number and finish if applicable.											

A501-566



Door Reinforcements

Part Number	Description	Price Each
A501-565	Reinforcer for 1 3/8" thick nonreinforced metal doors, fits both 7/8" and 1" diameter housings (2 required per lock)	**$19.80**
A501-566	Reinforcer for 1 3/4" thick nonreinforced metal doors, fits both 7/8" and 1" diameter housings (2 required per lock)	
37-016	Door frame strike reinforcer	**15.70**
Ordering Instructions: Specify part number.		

Screws

Available Finishes					605	606	609	612	613	619	622	625	626	643e
					▪	▪	▪	▪	▪	▪	▪	▪	▪	▪
Part Number	Specify Finish	Description		Application	Price Each (Order in multiples of 100)									
		Size	Type											
C603-256	·	12-24 x 1"	PFH combo	ANSI strike	$1.00									
C603-897	·	8 x 3/4"		Deadbolt and strike	0.90									

Screw and Ball Bearing Packs

Available Finishes				605	606	609	612	613	619	622	625	626	643e
				▪	▪	▪	▪	▪	▪	▪	▪	▪	▪
Part Number	Specify Finish	Door Thickness	Contents	Price Each									
Keyless													
B610-066	·	Rose trim, B680	(2) Mounting screws	$8.40									
Keyed, Single Cylinder													
B610-049		1 3/8" – 2 1/2", B664	2) Mounting screws	19.60									
B610-050		1 3/8" – 2", B660, 661, 663	(2) Mounting screws (2) Ball bearings										
B610-051		over 2" – 2 1/2", B660, 661, 663											
B610-066	·	Rose trim, B660, 661, 663	(2) Mounting screws	8.40									
Keyed, Double Cylinder (except Interchangeable Core)													
B610-053		1 3/8" – 2", B662P	(2) Mounting screws (2) Ball bearings	19.60									
B610-055		over 2" – 2 1/2", B662P											
Keyed, Double Cylinder, Interchangeable Core													
B610-054		1 5/8" – 2", B662R	(2) Mounting screws (2) Ball bearings	19.60									
B610-056		over 2" – 2 1/2", B662R											
Note:	Above screw packs are also used for B700 and B800 series locks.												

Torx Screw Packs

Available Finishes				605	606	609	612	613	619	622	625	626	643e
				▪	▪	▪	▪	▪	▪	▪	▪	▪	▪
Part Number	**Specify Finish**	**Door Thickness**	**Contents**	**Price Each**									
Keyless													
B610-066	▪	Rose trim, B680	(2) Mounting screws (T-20)	**$9.70**									
Keyed, Single Cylinder													
B610-059		1 3/8" – 2 1/2", B664	2) Mounting screws (T-30)	**20.80**									
B610-065	▪	Rose trim, B660, 661, 663	(2) Mounting screws (T-10)	**9.70**									
Keyed, Double Cylinder (except Interchangeable Core)													
B610-061		1 3/8" – 2", B662P	(2) Mounting screws (T-30) (2) Ball bearings	**20.80**									
B610-063		over 2" – 2 1/2", B662P											
Keyed, Double Cylinder, Interchangeable Core													
B610-062		1 5/8" – 2", B662R	(2) Mounting screws (T-30) (2) Ball bearings	**20.80**									
B610-064		over 2" – 2 1/2", B662R											
All Functions													
C203-311	▪	Deadbolt and strike	(4)C503-766 (1) T-15 size Torx Bit 8-32 x 1/2"	**21.30**									
C203-312	▪	Deadbolt and ANSI strike	(2)C503-766 (1) T-15 size Torx Bit 8-32 x 1/2" (2)L583-371 (1) T-20 size Torx Bit 12-24 x 1/2"										
Notes	Torx screw packs are furnished with appropriate T-xx installation tool(s).												
	Above screw packs are also used for B700 and B800-Series locks.												

Special Parts

⌛ **Extended Factory Lead Time**

Part Number	Door Range	Function	Description	Price Each
XB11-916	2"-4"	B660P, B663P	Screw and tailpiece conversion kit for B600/700/800-Series Locks to fit doors Extended Equally (EE), over 2" - 4" thick. Specify door thickness.	**$168.00**
XB11-917	2"-3"	B662P		**105.00**
XB11-918	2"-4"	B760P, B763P B860P, B863P		**168.00**
XB11-919	2"-3"	B762P, B862P		**168.00**
XB11-920	2"-4"	B660R, B660J, B660T, B663R, B663J, B663T, B760R, B763R		**105.00**
XB11-921	2"-4"	B662R, B662J, B662T, B762R		**105.00**
XB11-922	2"-4"	B660BD, B660GD, B660HD, B663BD, B663GD, B663HD	Screw and tailpiece conversion kit for B600-Series locks to fit doors Extended Equally (EE), over 2" - 4" thick. Specify door thickness.	**105.00**
Notes::	For door thickness and locks not listed above, please use the Innovation Center (RFQ) request form			
Ordering instructions: Specify part number and desired door thickness, EX: XB11-916 3".				

B600/700-Series Cylinder Reference Table

Cylinder Mechanism	Function	Door Thickness	Cylinder Less Housing	Price Each	
				Open	Restricted
B600-Series Standard	B660, B663	1 3/8" – 2 1/2"	22-644	**$64.00**	**$81.50**
B600-Series SL (R/B Keyways only)	B660, B663	1 3/8" – 2 1/2"	91-032		
B600-Series Standard	B661, B664	1 3/8" – 2"	22-642	**64.00**	
B600-Series SL (R/B Keyways only)	B661, B664	1 3/8" – 2"	91-030		
B600-Series Standard	B661, B664	2" – 2 1/2"	22-643	**64.00**	
B600-Series SL (R/B Keyways only)	B661, B664	2" – 2 1/2"	91-031		
B600-Series Standard	B662	1 3/8" – 2"	22-085	**64.00**	
B600-Series SL (R/B Keyways only)	B662	1 3/8" – 2"	91-028		
B600-Series Standard	B662	2" – 2 1/2"	22-086	**64.00**	
B600-Series SL (R/B Keyways only)	B662	2" – 2 1/2"	91-029		
B700-Series Primus	B760, B763	1 3/8" – 2 1/2"	20-744	**141.00**	
	B761, B764	1 3/8" – 2"	20-742		
		2" – 2 1/2"	20-743		
	B762	1 3/8" – 2"	20-745		
		2" – 2 1/2"	20-746		
B700-Series Primus XP	B760-XP, B763-XP	1 3/8" – 2 1/2"	20-744-XP		
	B760-XP, B763-XP (R/B Keyways only)	1 3/8" – 2 1/2"	91-711-XP	**141.00**	
	B761-XP, B764-XP	1 3/8" – 2"	20-742-XP	**141.00**	
	B761-XP, B764-XP (R/B Keyways only)	1 3/8" – 2"	91-709-XP		**141.00**
	B761-XP, B764-XP	2" – 2 1/2"	20-743-XP	**141.00**	
	B761-XP, B764-XP (R/B Keyways only)	2" – 2 1/2"	91-710-XP		**141.00**
	B762-XP	1 3/8" – 2"	20-745-XP	**141.00**	
B700-Series SL Primus XP (R/B Keyways only)	B762-XP	1 3/8" – 2"	91-712-XP		**141.00**
B700-Series Primus XP	B762-XP	2" – 2 1/2"	20-746-XP	**141.00**	
B700-Series SL Primus XP (R/B Keyways only)	B762-XP	2" – 2 1/2"	91-713-XP		**141.00**

B800-Series Cylinder Reference Table

Cylinder Mechanism	Function	Door Thickness	Cylinder Less Housing	Price Each	
				Open	Restricted
B800-Series Primus UL437	B860, B863	1 3/8" – 2 1/2"	20-544	**$174.00**	
	B861, B864	1 3/8" – 2"	20-542		
		2" – 2 1/2"	20-543		
	B862	1 3/8" – 2"	20-545		
		2" – 2 1/2"	20-546		
B800-Series Primus-XP UL437	B860-XP, B863-XP	1 3/8" – 2 1/2"	20-544-XP		
	B861-XP, B864-XP	1 3/8" – 2"	20-542-XP		
		2" – 2 1/2"	20-543-XP		
	B862-XP	1 3/8" – 2"	20-545-XP		
		2" – 2 1/2"	20-546-XP		

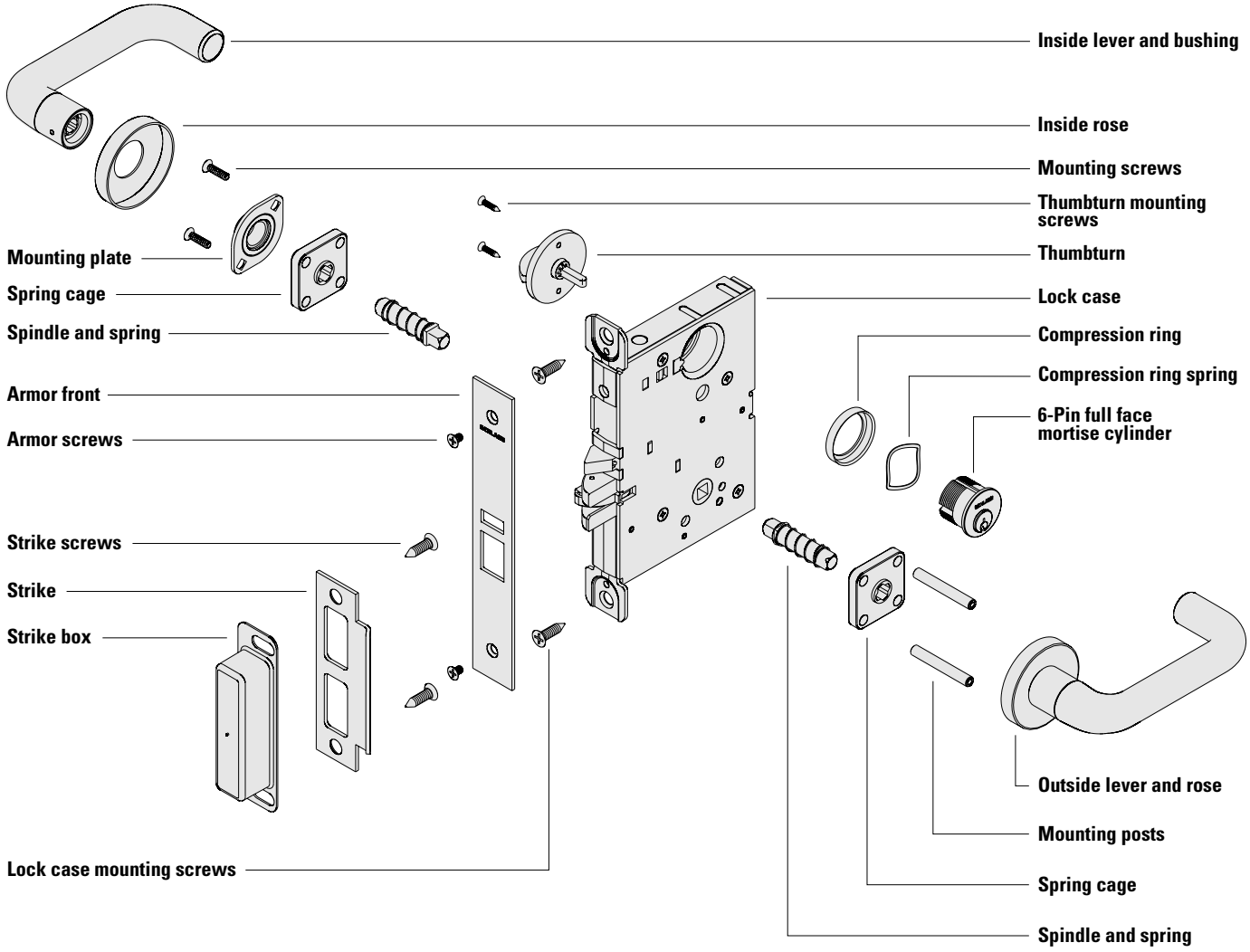

Indicates products that have EPD documentation available and meet LEED v4.

Ordering Procedures

To order Schlage products, descriptive data should be in the sequence as shown below.

Line Item	Qty	Product	Outside		Inside		Hand	Latch	Strike	Dr Thk	Ext	DIM	Additional Details
			DES	FIN	DES	FIN							
1	10	L9050P	12A	626	06B	613	RH	09-669	10-072	2	EE	134	KA

Line Item: Line item number
Qty: Quantity
Product: Product function + cylinder code
Outside Des: Outside lever design + rose/escutcheon code
Outside Fin: Outside finish
Inside Des: Inside lever design + rose/escutcheon code, specify only if different from the outside lever design
Inside Fin: Inside lever finish, specify only if different from the outside finish
Hand: Hand of door, specify only for handed lever designs or for LM9300 MultiPoint lock
Latch: Product armor front, leave blank for standard armor or specify part number if non-standard armor is required. LLL = less armor front
Strike: Product strike, leave blank for standard strike or specify part number if non-standard strike is required. LLL = less strike
Dr Thk: Door thickness, leave blank for standard thickness (1 3/4") or specify if non-standard. Example: 138 = 1 3/8", 214 = 2 1/4"
Ext: Extension, enter one of the following when door thicknesses 2" or greater are specified: EE = Extended Equally, EI = Extended Inside, EO = Extended Outside
Dim: Dimension; for locks enter only for non-standard strike lip length, for parts enter for non-standard strike lip length, mortise cylinder or blocking ring length
Additional Details: Enter additional detail for keying information or special requirements

Common Pricing Information	
1.	Locks are furnished with standard features unless otherwise specified.
2.	Door thickness is 1 ¾" unless otherwise specified.
3.	Split finishes and designs will be priced at the highest list price of the design and/or finish.
4.	⌛ denotes a lock or part that requires an extended lead time.
5.	✋ denotes a handed product and requires handing to be specified.
6.	For all restricted keyways (Everest D, Everest 29 T, Quad, Numbered, Reversed) add $17.50. This does not apply to Primus cylinders. See Terms and Conditions for ordering information and requirements.
7.	Locks, keys and cylinders containing restricted keyways require additional documentation to order. Please see Terms and Conditions for the specific requirements.
8.	Keyway must be specified for keyed functions and cylinders. If not specified, default keyway will be S123 for KA, KD and 0-bitted product and S145 for Factory managed masterkey systems.
9.	Multiple keying options are available. Locks and cylinders are furnished KD unless otherwise specified or excepted by notation.
10.	Control Keys for permanent and construction cores are not included with the lock or cylinder and must be ordered separately.
11.	Locks specified C keyway and KD will receive 6 pin cylinders keyed 5 pin with 5 pin keys. Locks specified 0-bitted will receive 6 pin cylinders with 6 pin keys.
12.	Full Size Interchangeable Cores (FSIC) are furnished 1-bitted unless otherwise specified. If 0-bitted is selected, the order will be entered as 1-bitted. This does not apply to FSIC Primus® cores.
13.	Conventional standard pinned cylinders, Primus cylinders (conventional and FSIC) can be supplied 0-bitted. If 1-bitted is selected, the order will be entered as 0-bitted.
14.	Available plug face finishes are 606 and 626. For brass or bronze finish colors, the plug face finish is 606. For chrome, nickel or stainless steel finish colors, the plug face finish is 626.
15.	Locks and cylinders will be furnished with 2 keys each as standard. Additional keys will be charge at the additional cut keys charge appropriate for the cylinder/key type

Table of Contents

Functions L-4
Complete Locks L-12
Standard Lever Collection A, B or C Rose Trim L-12
Standard Lever Collection Escutcheon Trim L-14
M Lever Collection A, B or C Rose Trim L-16
M Lever Collection Escutcheon Trim L-18
Commercial Lever Suites L-20
L9000-Series Deadbolt Locks L-21
L400-Series Deadbolt Locks L-21
Options L-22
Cylinder Options L-22
Armor Fronts and Strikes L-23
Locks Less Components L-24
Locks Less Lock Case L-24
Non-Standard Door Thickness L-25
Indicators (for Sectional (rose) or N Escutcheon Trim) L-26
Tamper-resistant screws L-26
Tactile Warning L-26
ADA Thumbturn L-26
Lever Trak L-26
Special Functions L-27
Anti-Microbial Coating L-27
Lead Lining L-27
RX L-27
Distributor Pack Program L-28
Lock Cases L-29
Trim Packs L-30
Armor Fronts, Strikes, Cylinders L-31
Parts L-32
Miscellaneous Parts L-32
Levers & Knobs, Roses, Escutcheons L-33
Outside Lever/Knob Assemblies L-34
Armor Fronts & Strikes L-35
Buttons, Thumbturns, Coin Turns, Cylinder Turns L-36
Occupancy Indicators L-37
Thru-Bolts L-38
Mounting Posts L-38
Springs & Spindles L-38
L Lock Cases L-39
Electrified Lock Cases L-40
Miscellaneous Parts L-41
Classroom Security Function Conversion Kits L-43
Vandlegard Retrofit kit L-43
Screw Packs L-44
Special Parts L-44
Mortise Cylinders L-45
Allegion Connect Harnesses L-46
Complete Cylinders See Cylinders Section
How To Order Forms & Examples

BAA/ARRA
Contact your local RSO or
Sales Rep. for ordering details

Product Identification

L/LV 9 4 53 P

Cylinder Suffix
- **P** = 6-Pin Full Face Mortise Cylinder with Schlage Logo*
- **L** = Less Full Face Cylinder
- **C** = Concealed Mortise Cylinder
- **W** = Less Concealed Cylinder
- **R** = Full Size Interchangeable Core with Schlage Logo
- **J** = Less Full Size Interchangeable Core
- **M** = Everest 29 SL Full Size Interchangeable Core
- **F** = Full Size Interchangeable Core Less Schlage Logo
- **T** = Full Size Construction Core
- **B** = Less SFIC
- **BDC** = Disposable SFIC
- **G** = Everest 29 Patented SFIC
- **H** = Construction SFIC
- **Z** = Everest SL 7 pin Cylinder

Function
- **0** = No Deadbolt
- **1** = Dummy Trim
- **4** = With Deadbolt

- **0** = Dummy Trim without Lock Case
- **9** = Functions with Lock Case

Lock Series Prefix
- **L** = Standard
- **LV** = Vandlgard

SFIC = Small Format (Best® Style) Interchangeable Core

Finish Codes and Descriptions

Code		Description
605	(US 3)	Bright Brass
606	(US 4)	Satin Brass
609	(US 5)	Antique Brass
612	(US 10)	Satin Bronze
613	(US 10B)	Oil Rubbed Bronze
619	(US 15)	Satin Nickel
622	(US19)	Matte Black
625	(US 26)	Bright Chromium Plated
626	(US 26D)	Satin Chromium Plated
626AM		Antimicrobial Coating on Satin Chromium
629	(US 32)	Bright Stainless Steel
630	(US 32D)	Satin Stainless Steel
630AM		Antimicrobial Coating on Satin Stainless Steel
643e	(US 11)	Aged Bronze

Standard Features

Certifications	L/LV9000: ANSI/BHMA Certified A156.13-2012, Series 1000, Grade 1 Operational, Grade 1 Security, UL Listed for 3-hour fire door (except L9076 and L9077). With FSIC Interchangeable Core Cylinders: Grade 2 Security. With SFIC Interchangeable Core Cylinders: Grade 3 Security. L400: ANSI/BHMA Certified A156.36-2010, Grade 1, UL Listed for 3-hour fire door.
Case Size	L/LV9000: 4 7/16" x 6 1/16" x 1"; L400: 4 7/16" x 3 5/8" x 1"
Armor Front	L/LV9000: 1 1/4" x 8"; L400: 1 1/4" x 5 9/16"
Deadbolt	1" Throw stainless steel
Latchbolt	3/4" Throw stainless steel with anti-friction tongue
Strike	L/LV9000: 1 1/4" x 4 7/8" Square corner, 1 3/16" lip, box; L400: 1 1/8" x 3 5/8" square corner, box
Backset	2 3/4"
Cylinder	6-Pin solid brass, keyed 6-pin, S123 keyway, keyed different (KD)
Door Range	1 3/4"
Keys	Two nickel silver cut keys per lock, 6-pin, S123 section

ANSI/BHMA Certified A156.13-2012, Series 1000, Grade 1 Operational, Grade 1 Security, UL Listed for 3-hour fire door (except L9076 and L9077).

Mortise Locks Non-Keyed

SCHLAGE ANSI

L9010 F01



Passage Latch
Latchbolt retracted by knob/lever from either side at all times. Inside knob/lever is always free for immediate egress.

L9025 F31

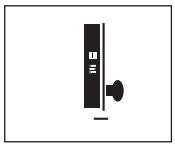

Exit Lock
No outside trim. Aux Latch. Inside knob/lever only always free for immediate egress.

L9040 F22
LV9040

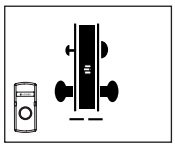

Bath/Bedroom Privacy Lock
Latchbolt retracted by knob/lever from either side unless outside is locked by inside thumbturn.Turning inside knob/lever or closing door unlocks outside knob/lever. To unlock from outside, remove emergency button, insert emergency thumbturn(furnished) in access hole and rotate. Inside knob/lever is always free for immediate egress.

L9044
LV9044



Privacy With Coin Turn Outside
Latchbolt retracted by knob/lever from either side unless outside is locked by inside thumbturn or outside coin turn. Operating inside knob/lever, closing door, rotating inside thumbturn or rotating outside cointurn unlocks outside knob/lever.
Specify per L283-056 for Torx® screws. Available with rose trim only.

L9440 F19
LV9440

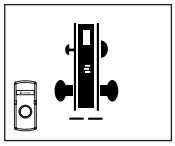

Privacy With Deadbolt
Latchbolt retracted by knob/lever from either side. Deadbolt thrown or retracted by inside thumbturn. Throwing deadbolt locks outside knob/lever. Rotating inside knob/lever simultaneously retracts deadbolt and latchbolt, and unlocks outside knob/lever. To unlock from outside, remove emergency button, insert emergency thumbturn in access hole and rotate. Inside knob/lever is always free for immediate egress.

Mortise Locks Non-Keyed

L9444
LV9444



Privacy With Deadbolt and Coin Turn Outside
Latchbolt retracted by knob/lever from either side. Deadbolt thrown or retracted by inside thumbturn or outside coin turn. Throwing deadbolt locks outside knob/lever. Rotating inside knob/lever simultaneously retracts deadbolt and latchbolt, and unlocks outside knob/lever. Rotating outside coin turn retracts deadbolt and unlocks outside knob/lever.
Specify per L283-056 for Torx screws. Available with rose trim only. Inside knob/lever is always free for immediate egress.

Mortise Locks Non-Keyed Dummy

SCHLAGE ANSI

L0170

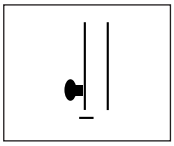

Half Dummy Trim
Knob/lever on one side fixed by mounting bar. Not for use on wood doors, or with L escutcheon recommend L9175.

L0172

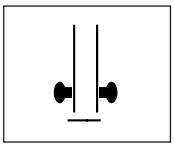

Full Dummy Trim
Knob/lever on both sides fixed by mounting bar.

L9175

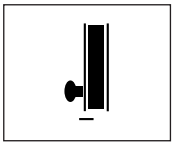

Half Dummy Trim w/ Lock Case
Fixed knob/lever on one side inoperable. Includes lock case and armored front.
Options same as L9176 below.

L9176



Full Dummy Trim w/ Lock Case*
Fixed knob/lever on both sides. Includes lock case and blank armor front. May be ordered with optional XL11-743 armored front with cutout to receive deadbolt.

LV- Vandlgard function allows exterior lever to rotate freely down, while remaining securely locked.

** In a double door application where the dummy will be used as the strike, order 10-091 Armored Front Strike separately.*

180 degree messaging indicator available. See options section for details.

Mortise Locks-Keyed

SCHLAGE ANSI

L9026



Exit Lock with Cylinder
No outside trim. Inside knob/lever always free for immediate egress. Outside cylinder retracts latchbolt. Auxiliary latch deadlocks latchbolt when door is locked.

L9050 F04
LV9050



Entrance/Office Lock
Latchbolt retracted by knob/lever from either side unless outside is made inoperative by key outside or by turning inside thumbturn. When outside is locked, latchbolt is retracted by key outside or by knob/lever inside. Outside knob/lever remains locked until thumbturn is returned to vertical or unlocked by key. Auxiliary latch deadlocks latchbolt when door is locked. Inside knob/lever is always free for immediate egress.

L9056
LV9056



L9050 With Automatic Unlocking
Latchbolt retracted by knob/lever from either side unless outside is made inoperative by key outside or by rotating inside thumbturn. Outside knob/lever unlocked by key outside, thumbturn or closing door. Rotating inside knob/lever simultaneously retracts latchbolt and unlocks outside knob/lever. Auxiliary latch deadlocks latchbolt when door is locked. Inside knob/lever is always free for immediate egress.

L9060 F09
LV9060



Apartment Entrance Lock
Latchbolt retracted by knob/lever from either side unless outside is locked by key from inside. When locked, latchbolt retracted by key outside or knob/lever inside. Auxiliary latch deadlocks latchbolt when door is locked. Inside knob/lever is always free for immediate egress.

L9070 F05
LV9070



Classroom Lock
Latchbolt retracted by knob/lever from either side unless outside is locked by key. Unlocked from outside by key. Inside knob/lever always free for immediate exit. Auxiliary latch deadlocks latchbolt when door is locked. Inside knob/lever is always free for immediate egress.

L9071 F32
LV9071



Classroom Security Lock
Latchbolt retracted by knob/lever from either side unless outside is locked by key from either side. Auxiliary latch deadlocks latchbolt when door is locked. Inside knob/lever is always free for immediate egress.

Mortise Locks-Keyed

SCHLAGE ANSI

L9076 F06
LV9076

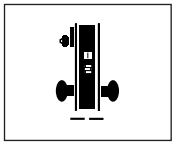

Classroom Holdback Lock
Latchbolt retracted by knob/lever from either side unless outside is locked by key. When locked, latchbolt retracted by key outside or knob/lever inside. Auxiliary latch deadlocks latchbolt when door is locked. Depress inside knob/lever and turn key 360º for holdback feature. Inside lever is always free for immediate egress.

L9077
LV9077



Classroom Security Holdback Lock
Latchbolt retracted by knob/lever from either side unless outside is locked by key from either side. When locked, latchbolt retracted by key outside or knob/lever inside. Auxiliary latch deadlocks latchbolt when door is locked. In locked state, depress inside knob/lever and turn key 360º to engage holdback and unlock door. Inside knob/lever is always free for immediate egress.

L9080 F07
LV9080



Storeroom Lock
Latchbolt retracted by key outside or by knob/lever inside. Outside knob/lever always inoperative. Auxiliary latch deadlocks latchbolt when door is locked. Inside knob/lever is always free for immediate egress.

L9082 F30
LV9082

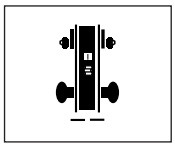

Institution Lock*
Latchbolt retracted by key from either side. Knob/lever on both sides always inoperative.
Auxiliary latch deadlocks latchbolt when door is locked.

LV- Vandlgard function allows exterior lever to rotate freely down, while remaining securely locked.

*** Caution:** *Double cylinder locks on residences and any door in any structure which is used for egress are a life safety hazard in times of emergency and their use is not recommended. Installation should be in accordance with existing codes only.*

Mortise Locks-Keyed with Deadbolt

SCHLAGE ANSI

L9453 F20
LV9453

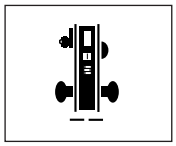

Entrance/Office Lock with Deadbolt
Latchbolt retracted by knob/lever from either side unless outside is locked by 20º rotation of thumbturn. Deadbolt thrown or retracted by 90º rotation of thumbturn. When locked, key outside or knob/lever inside retracts deadbolt and latchbolt simultaneously. Outside knob/lever remains locked until thumbturn is restored to vertical position. Throwing deadbolt automatically locks outside knob/lever. Auxiliary latch deadlocks latchbolt when door is locked. Inside knob/lever is always free for immediate egress.

L9456 F13
LV9456



Corridor Lock
Latchbolt retracted by knob/lever from either side. Deadbolt thrown or retracted by key outside or inside thumbturn. Throwing deadbolt locks outside knob/lever. Turning inside knob/lever simultaneously retracts deadbolt and latchbolt and unlocks outside knob/lever. Inside knob/lever is always free for immediate egress.

L9457 F33
LV9457



Classroom Security Lock w/ Deadbolt
Latchbolt retracted by knob/lever from either side. Deadbolt thrown or retracted by key from either side. Throwing deadbolt locks outside knob/lever. Turning inside knob/lever simultaneously retracts deadbolt and latchbolt and unlocks outside knob/lever. Inside knob/lever is always free for immediate egress.

L9458 F34
LV9458



Classroom Security Lock w/ Deadbolt and Auxiliary Latch
Latchbolt operated by lever from either side except when outside lever is lock from inside or outside by key. Deadbolt retracted by key from inside or outside. Operating inside lever retracts both bolts and unlocks outside. Auxiliary deadlatch when door is locked. Inside knob/lever is always free for immediate egress.

L9465



Closet/Storeroom Lock
Latchbolt retracted by knob/lever from either side. Deadbolt thrown or retracted by key outside.

* ***Caution:*** *Double cylinder locks on residences and any door in any structure which is used for egress are a life safety hazard in times of emergency and their use is not recommended. Installation should be in accordance with existing codes only.*

180 degree messaging indicator available. See options section for details.

Mortise Locks-Keyed with Deadbolt

SCHLAGE ANSI

L9466 F14



Store/Utility Room Lock*
Latchbolt retracted by knob/lever from either side. Deadbolt thrown or retracted by key from either side.

L9473 F21



Dormitory/Bedroom Lock
Latchbolt retracted by knob/lever from either side. Deadbolt thrown or retracted by key outside or thumbturn inside.

L9480
LV9480



Storeroom Lock With Deadbolt
Latchbolt retracted by key outside or by lever or knob inside. Outside knob/lever always fixed. Deadbolt thrown or retracted by key outside or thumbturn inside. Turning inside knob/lever simultaneously retracts both deadbolt and latchbolt. Auxiliary latch deadlocks latchbolt when door is locked. Inside knob/lever is always free for immediate egress.

L9485
LV9485



Faculty Restroom Lock
Latchbolt retracted by key outside or by knob/lever inside. Outside knob/lever always fixed. Deadbolt thrown or retracted by inside thumbturn. When deadbolt is thrown, all keys become inoperative except emergency key. Turning inside knob/lever retracts both deadbolt and latchbolt simultaneously. Auxiliary latch deadlocks latchbolt when door is locked. Inside knob/lever is always free for immediate egress. Not available in SFIC or Everest SL.

L9486
LV9486

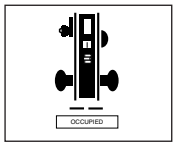

L/LV9485 with 09-611 indicator
Adds 09-611 "Do Not Disturb" indicator to L/LV9485. Specify L583-375 for "Occupied". NOTE: This is the "old style" indicator, not the 180 degree indicator available on most other functions

L9496
LV9496



L/LV9456 with 09-611 indicator
Adds 09-611 "Occupied" indicator to L/LV9456. NOTE: This is the "old style" indicator, not the 180 degree indicator available on most other functions

LV- Vandlgard function allows exterior lever to rotate freely down, while remaining securely locked.

ANSI/BHMA Certified A156.5-2001, Grade 1, UL Listed for 3-hour fire door.

Mortise Locks-Keyed Deadbolts

SCHLAGE ANSI

L9460 F17



Cylinder x Thumbturn Lock
Deadbolt thrown or retracted by key outside or thumbturn inside.

L9462 F16



Double Cylinder Lock*
Deadbolt operated by key from either side.

L9463 F29



Classroom Lock
Deadbolt thrown or retracted by key from outside. Inside thumbturn cylinder retracts deadbolt but cannot project it.

L9464 F18

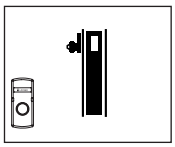

Cylinder Lock
Deadbolt thrown or retracted by key from one side. No trim on opposite side.

LV- Vandlgard function allows exterior lever to rotate freely down, while remaining securely locked.

Mortise Locks-Small Case Deadbolts

SCHLAGE ANSI

L460 E06071



Cylinder x Thumbturn Lock
Deadbolt thrown or retracted by key outside or thumbturn inside.

L462 E06061



Double Cylinder Lock*
Deadbolt operated by key from either side.

L463 E06091



Classroom Lock
Deadbolt thrown or retracted by key from outside. Inside thumbturn cylinder retracts deadbolt but cannot project it.

L464 E06081



Cylinder Lock
Deadbolt thrown or retracted by key from one side. No trim on opposite side.

L480

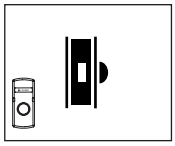

Door Bolt
Deadbolt thrown or retracted by thumbturn from one side. No trim on opposite side.

L496



Deadbolt With "OCCUPIED" Indicator
Deadbolt thrown or retracted by key outside or thumbturn inside. When deadbolt is thrown "OCCUPIED" plate is displayed.

* ***Caution:*** *Double cylinder locks on residences and any door in any structure which is used for egress are a life safety hazard in times of emergency and their use is not recommended. Installation should be in accordance with existing codes only.*

180 degree messaging indicator available. See options section for details.

Special Functions

SCHLAGE

L9110 x XL11-741

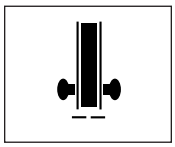

Double Dummy With Active Trim
Knob/lever both sides always active. Includes lock case and armor front. Specify per XL11-741. May be ordered with optional XL11-743 armor front with cutout to receive deadbolt only.

L9040 x XL11-446
LV9040

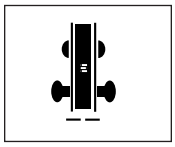

Privacy With Turns Both Sides
Latchbolt retracted by knob/lever from either side unless outside is locked by inside or outside thumbturn. Operating inside knob/lever, closing door or rotating either thumbturn unlocks outside knob/lever. Specify per XL11-446.

L9066 x XL11-897



Storeroom Lock*
Key in either cylinder locks or unlocks both levers. When locked, latchbolt retracted by key either side. Specify per XL11-897.

L9412 x XL11-907

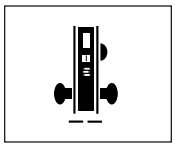

Exit Lock With Deadbolt
Latchbolt retracted by knob/lever inside. Outside knob/lever always fixed. Deadbolt thrown or retracted by inside thumbturn. Turning inside knob/lever retracts both deadbolt and latchbolt simultaneously. Auxiliary latch deadlocks latchbolt when door is locked. Specify per XL11-907.

L9460 x XL11-635



L9460 With Fixed Dummy Trim
Knob/lever both sides fixed. Deadbolt thrown or retracted by key outside or thumbturn inside. Specify per XL11-635.

L9460, L9462, L9464 x XL11-886



Deadbolt With Retraction By Inside Lever or Knob
L9460: Deadbolt thrown or retracted by key outside or thumbturn inside. Outside knob/lever always fixed. Inside knob/lever active when deadbolt is extended. Rotating inside knob/lever will retract deadbolt.
L9462: Same as above, except deadbolt thrown or retracted by key from either side.
L9464 (shown): Same as above, except deadbolt thrown or retracted by key from one side. Specify desired function per XL11-886.

Note: 1) For pricing on special functions, see "Special Options" page

Special Functions

SCHLAGE

L9482 x XL11-543
LV9482



Institution Lock With Deadbolt*
Latchbolt retracted by key from either side. Knob/lever on both sides always inoperative. Deadbolt thrown or retraced by key either side. Auxiliary latch deadlocks latchbolt when door is locked. Specify per XL11-543.

L9485 x XL11-557



Prison Function Lock
Latch retracted by key outside or knob inside. Outside knob always free spinning. Deadbolt only thrown or retracted by guard's key. Inside knob becomes fixed when deadbolt is thrown. Auxiliary latch deadlocks latchbolt when door is locked. Prisoner's key only retracts
latchbolt. Furnished standard with tamper resistant Torx® screws. Specify per XL11-557. Only available in knob trim.

LV- Vandlgard function allows exterior lever to rotate freely down, while remaining securely locked.

* ***Caution:*** *Double cylinder locks on residences and any door in any structure which is used for egress are a life safety hazard in times of emergency and their use is not recommended. Installation should be in accordance with existing codes only.*

L909x EL/EU Electrified Locks

All locks feature automatic detection and operation with 12 or 24V DC, and a case-mounted switch that allows customer selection of EL (fail safe - power failure allows either knob/lever to retract latchbolt and/or deadbolt) or EU (fail secure - power failure locks both knobs/levers) operation. Please specify lock function as EL or EU for default switch postion. Locks also come standard with Allegion Connect molex connector with 3" lead. Allegion Connect is a molex connector system that allows rapid installation of locks when used with Allegion Connect Harnesses (see page 193) and Allegion Connect Hinges (see Ives pricebook). For more information speak with your sales representative. The molex connector can also be cut off so that the lock can be installed with traditional splicing.

Available options for electrified functions:
- Request to Exit ..... specify RX in the option string
- Latchbolt Monitor..... specify LX in the option string
- Door Position Sensor ... specify DPS in the option string (non deadbolt models only)
- Deadbolt Monitor ..... specify DM in the option string (deadbolt models only)

L9090EL
L9090EU



Electrically locking/unlocking outside lever, no cylinder
Outside knob/lever continuously locked (EL) or unlocked (EU) by 12 or 24V DC. Inside lever always free for immediate egress.

L9091EL
L9091EU



Electrically locking/unlocking both levers, no cylinder
Inside and outside knob/lever continuously locked (EL) or unlocked (EU) by 12 or 24V DC.

L9092EL
L9092EU



Electrically locking/unlocking outside lever, Outside cylinder (replaces L9080EL/EU)
Outside knob/lever continuously locked (EL) or unlocked (EU) by 12 or 24V DC. Latchbolt retracted by key outside or knob/lever inside. Aux latch deadlocks latchbolt when door is locked. Inside lever always free for immediate egress.

L9093EL
L9093EU



Electrically locking/unlocking both levers, Outside cylinder
Inside and outside knob/lever continuously locked (EL) or unlocked (EU) by 12 or 24V DC. Latchbolt retracted by key outside. Aux latch deadlocks latchbolt when door is locked

L9094EL
L9094EU



Electrically locking/unlocking outside lever, Inside and outside cylinder
Outside knob/lever continuously locked (EL) or unlocked (EU) by 12 or 24V DC. Latchbolt retracted by key inside or outside or knob/lever inside. Aux latch deadlocks latchbolt when door is locked. Inside lever always free for immediate egress.

L9095EL
L9095EU

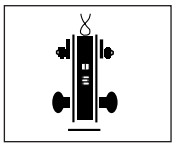

Electrically locking/unlocking both levers, Inside and outside cylinder (replaces L9082EL/EU)
Inside and outside knob/lever continuously locked (EL) or unlocked (EU) by 12 or 24V DC. Latchbolt retracted by key inside or outside. Aux latch deadlocks latchbolt when dooris locked.

L9492EL
L9492EU



Electrically locking/unlocking outside lever, outside cylinder, inside thumbturn, with deadbolt
Outside knob/lever continuously locked (EL) or unlocked (EU) by 12 or 24V DC. Deadbolt thrown or retracted by key outside or thumbturn inside. Turning inside knob/lever retracts deadbolt and opens door. When unlocked, rotating outside lever retracts deadbolt and opens door. Aux latch deadlocks latchbolt when door is shut. Inside lever always free for immediate egress.

L9493EL
L9493EU



Electrically locking/unlocking both levers, outside cylinder, inside thumbturn, with deadbolt
Inside and outside knob/lever continuously locked (EL) or unlocked (EU) by 12 or 24V DC. Deadbolt thrown or retracted by key outside or thumbturn inside. When unlocked, rotating inside or outside lever retracts deadbolt and opens door. Aux latch deadlocks latchbolt when door is shut.

L9494EL
L9494EU



Electrically locking/unlocking outside lever, inside and outside cylinders, with deadbolt
Outside knob/lever continuously locked (EL) or unlocked (EU) by 12 or 24V DC. Deadbolt thrown or retracted by key outside or inside. Turning inside knob/lever retracts deadbolt and opens door. When unlocked, rotating outside lever retracts deadbolt and opens door. Aux latch deadlocks latchbolt when door is shut. Inside lever always free for immediate egress.

L9495EL
L9495EU



Electrically locking/unlocking both levers, inside and outside cylinders, with deadbolt
Inside and outside knob/lever continuously locked (EL) or unlocked (EU) by 12 or 24V DC. Deadbolt thrown or retracted by key outside or inside. When unlocked, rotating inside or outside lever retracts deadbolt and opens door. Aux latch deadlocks latchbolt when door is shut.

LM9300 MultiPoint Lock

For use only with MultiPoint Lock Tornado, Tornado Shutter, Hurricane, or Security solution. Solution requires door and rod set sold through Steelcraft. Please contact your local sales representative for more details. Please specify handing on order (LM9300 handing not field reversible).

LM9310



Passage Latch
Latchbolt retracted by knob/lever from either side at all times. Inside and outside knob/lever Is always free for immediate egress. Auxiliary latch deadlocks latchbolt when door is closed.

LM9325

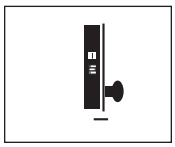

Exit Lock
Latchbolt retracted by knob/lever from inside at all times. No trim on outside. Auxiliary latch deadlocks latchbolt when door is closed.

LM9350
LMV9350



Office and Inner Entry Lock
Latchbolt retracted by knob/lever from either side unless outside is made inoperative by key outside or by turning inside thumbturn. When outside is locked, latchbolt is retracted by key and knob/lever outside or by knob/lever inside. Outside knob/lever remains locked until thumbturn is returned to vertical or unlocked by key. Inside knob/lever is always free for immediate egress. Auxiliary latch deadlocks latchbolt when door is closed.

LM9370
LMV9370



Classroom Lock
Latchbolt retracted by knob/lever from either side unless outside is locked by key. When outside is locked, latchbolt is retracted by key and knob/lever outside or by knob/lever inside. Inside knob/lever is always free for immediate egress. Auxiliary latch deadlocks latchbolt when door is closed.

LM9371
LMV9371



Classroom Security Lock
Latchbolt retracted by knob/lever from either side unless outside is locked by key from either side. When outside is locked, latchbolt is retracted by key and knob/lever outside or by knob/lever inside. Inside knob/lever is always free for immediate egress. Auxiliary latch deadlocks latchbolt when door is closed.

LM9380
LMV9380



Storeroom Lock
Latchbolt retracted by outside knob/lever after key inserted and turned 280º or anytime by inside lever. Auxiliary latch deadlocks latchbolt when door is closed. Inside knob/lever is always free for immediate egress. Specify handing on order.

180 degree messaging indicator available. See options section for details.

this page intentionally left blank

MORTISE

L-12

Cast or Forged Lever Designs with Wrought Roses

01

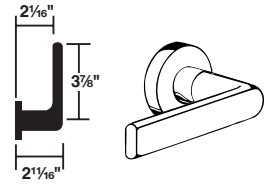

02

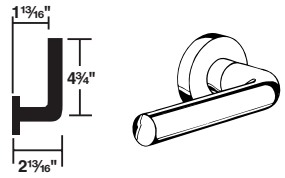

03

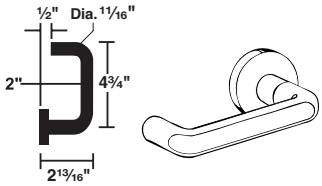

05

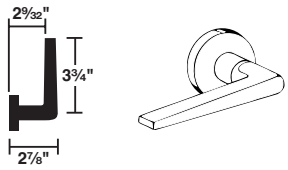

06

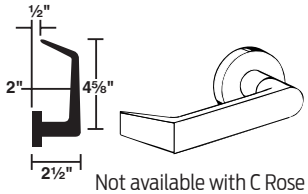

Not available with C Rose

07

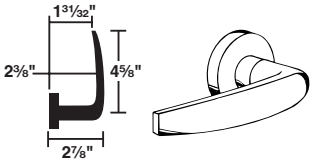

12

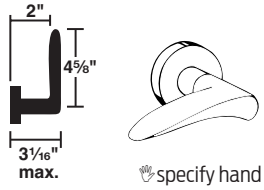

specify hand

17

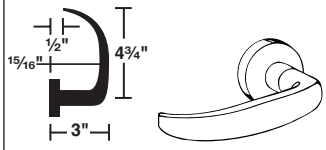

18

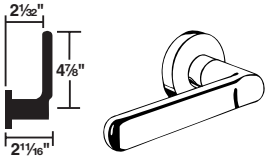

LAT

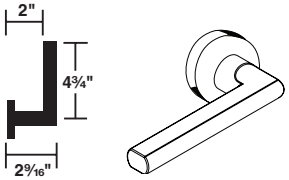

LON

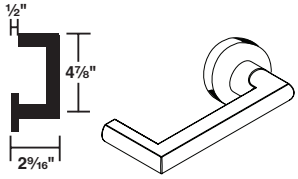

OME

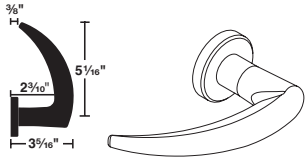

Accent (ACC)

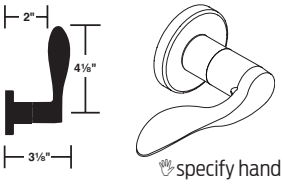

specify hand

Asti (AST)

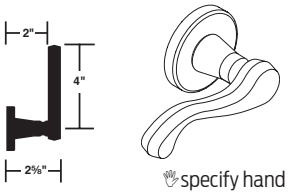

specify hand

Merano (MER)

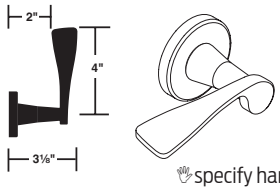

specify hand

Ligature Resistant Lever SL1

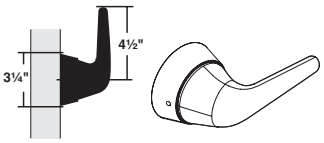

Ligature Resistant Knob SK1

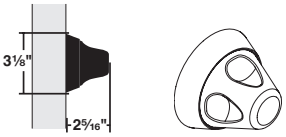

41

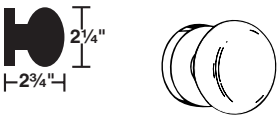

42

Note: Above images shown with A Rose (except for ligature resistant trim). Ligature Resistant trim not available for L9496 and L9486 functions.

Wrought Rose Designs

A

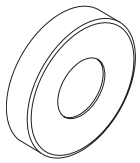

2 1/8" (54 mm) diameter

B

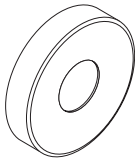

2 9/16" (65mm) diameter

C (not available 612 or 613 finish)

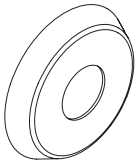

2 5/8" (66mm) diameter

AVA (AST lever only)

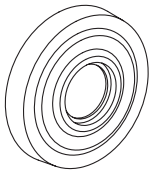

2 5/8" (66mm) diameter

MER (MER lever only)

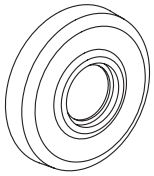

2 5/8" (66mm) diameter

L-Series (A, B or C Rose Trim) - Standard Collection levers

Function	Add $98 for Vandlgard Option	Add $975 MultiPoint Lock	Description	Lever or Knob Designs and Finishes					
				03	06 07 12 17 OME	03 06 07 12 17 OME		Ligature-Resistant SK1#	Ligature-Resistant SL1#
					01, 02, 05, 18, 41, 42, LAT*, LON* ACC†, AST†, MER† * Not available 612, 613 † Not available 612, 613, 629, 630				
				Finishes					
				626	626	605 606 609 612 619 622 625 643e	613 629 630	630	630
Keyless Functions									
L9010		LM9310	Passage	**$578**	**$688**	**$700**	**$718**	**$1,510**	**$1,738**
L9025			Exit Lock	**449**	**559**	**571**	**589**	**-**	**-**
LM9325			Exit - MultiPoint Lock Only	**1,646**	**1,756**	**1,768**	**1,786**	**-**	**-**
L9040	LV9040		Privacy	**681**	**791**	**803**	**821**	**1,613**	**1,841**
L9044	LV9044		Privacy w/ coin turn	**749**	**859**	**871**	**889**	**-**	**-**
L9090&91 EL&EU			Electrified Lock (keyless)	**997**	**1,107**	**1,119**	**1,137**	**1,929**	**2,157**
L9440	LV9440		Privacy w/ deadbolt	**801**	**911**	**923**	**941**	**1,733**	**1,961**
L9444	LV9444		Privacy w/ deadbolt and coin turn	**866**	**976**	**988**	**1,006**	**-**	**-**
L0170			Single dummy	**191**	**246**	**252**	**262**	**-**	**-**
L0172			Double dummy	**390**	**500**	**512**	**530**	**-**	**-**
L9175			Single dummy with case	**314**	**369**	**375**	**385**	**-**	**-**
L9176			Double dummy with case	**498**	**608**	**620**	**638**	**-**	**-**
Keyed Single Cylinder Functions									
L9026P			Exit Lock with Cylinder	**$646**	**$756**	**$768**	**$786**	**-**	**-**
L9050P	LV9050P	LM9350P	Entrance/Office	**772**	**882**	**894**	**912**	**1,704**	**1,932**
L9056P	LV9056P		Entrance/Office with auto unlocking	**853**	**963**	**975**	**993**	**1,785**	**2,013**
L9070P	LV9070P	LM9370P	Classroom	**772**	**882**	**894**	**912**	**1,704**	**1,932**
L9076P	LV9076P		Classroom holdback						
L9080P	LV9080P	LM9380P	Storeroom						
L9092P&93P EL&EU			Electrified Lock (outside cylinder)	**1,085**	**1,195**	**1,207**	**1,225**	**2,017**	**2,245**
L9453P	LV9453P		Entrance w/ deadbolt	**801**	**911**	**923**	**941**	**1,733**	**1,961**
L9456P	LV9456P		Corridor w/ deadbolt						
L9465P			Closet/Storeroom w/ deadbolt						
L9473P			Dorm/Bedroom w/ deadbolt						
L9480P	LV9480P		Storeroom w/ deadbolt	**888**	**998**	**1,010**	**1,028**	**1,820**	**2,048**
L9485P**	LV9485P		Faculty Restroom	**853**	**963**	**975**	**993**	**1,785**	**2,013**
L9486P			Faculty restroom with 09-611 "Do not disturb" indicator	**887**	**997**	**1,009**	**1,027**	**-**	**-**
L9492P&93P EL&EU			Electrified lock (outside cylinder, inside thumbturn, deadbolt)	**1,111**	**1,221**	**1,233**	**1,251**	**2,043**	**2,271**
L9496P	LV9496P		Privacy w/ Deadbolt & 09-611 L583-375 "Occupied" indicator	**887**	**997**	**1,009**	**1,027**	**-**	**-**
Keyed Double Cylinder Functions									
L9060P	LV9060P		Apartment entrance	**$859**	**$969**	**$981**	**$999**	**$1,791**	**$2,019**
L9071P	LV9071P	LM9371P	Classroom security						
L9077P	LV9077P		Classroom security holdback						
L9082P	LV9082P		Institution						
L9094P&95P EL&EU			Electrified Lock (Inside and outside cylinder)	**1,172**	**1,282**	**1,294**	**1,312**	**2,104**	**2,332**
L9457P	LV9457P		Classroom security w/ deadbolt	**886**	**996**	**1,008**	**1,026**	**1,818**	**2,046**
L9458P	LV9458P		Classroom security w/ deadbolt & aux latch						
L9466P			Storeroom w/ deadbolt	**859**	**969**	**981**	**999**	**1,791**	**2,019**
L9494P&95P EL&EU			Electrified lock (inside and outside cylinder, deadbolt)	**1,199**	**1,309**	**1,321**	**1,339**	**2,131**	**2,359**
**	Specify door hand for faculty restroom locks. Faculty Restroom locks are furnished 0-bitted with two 6-pin keys unless otherwise specified. Emergency keys must be ordered separately.								
#	Specify XL11-000 in comments when ordering ligature-resistant knob and XL12-482 when ordering ligature-resistant lever. Price includes lever/knob, thumbturn & cylinder ring as appropriate. Not available less components or cylinders; less core is available. Mixed trim ligature resistant knob and lever available - specify both XL11-000 and XL12-482 in comments. SL1 and SK1 trim not available with Vandlgard option. SL1 and SK1 trim not available on LM9300 Multi-Point Locks.								

Notes: **1)** For the Everest 29 T and Everest D family of restricted keyways (Quad, Numbered, Reversed) add $17.50. This does not apply to Primus families. See **Terms and Conditions** for more information.

Cast or Forged Lever Designs with Cast, Forged, or Wrought Escutcheons

01

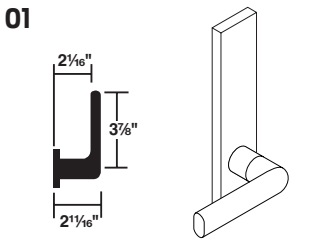

02

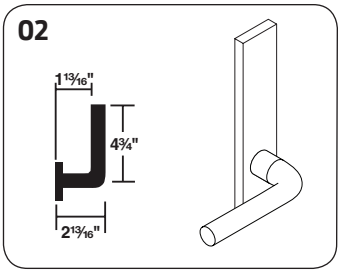

03

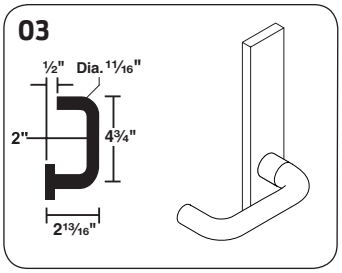

05

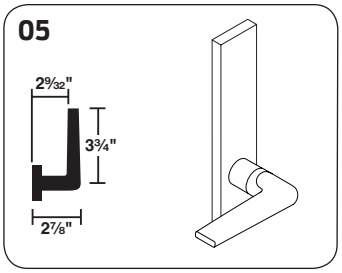

06

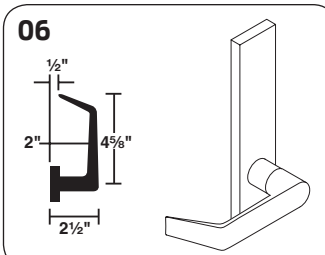

07

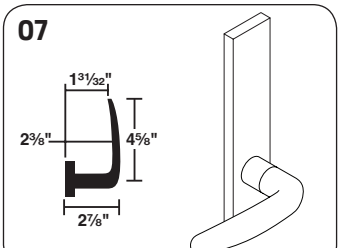

12

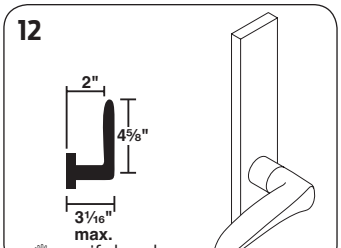

17

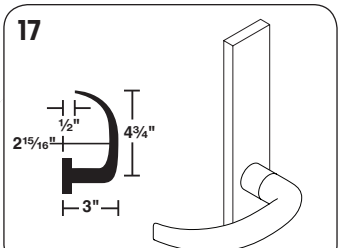

18

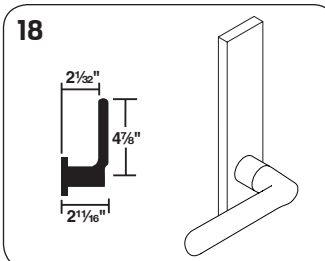

LAT

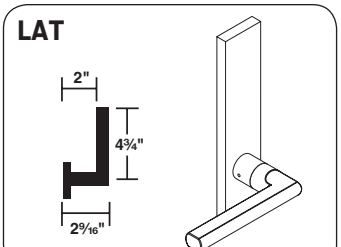

LON

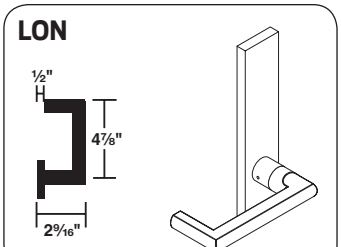

OME

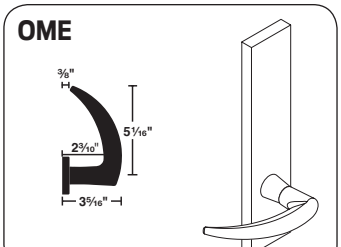

Accent (ACC)

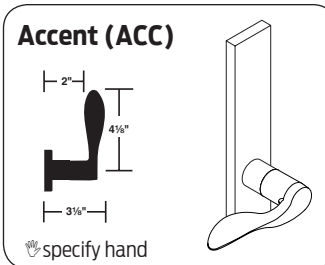

Asti (AST)

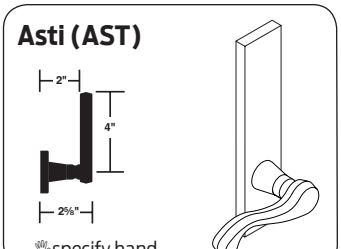

Merano (MER)

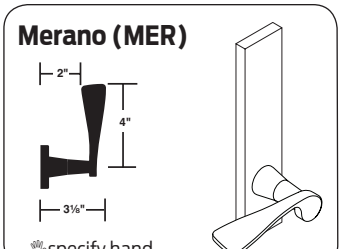

41

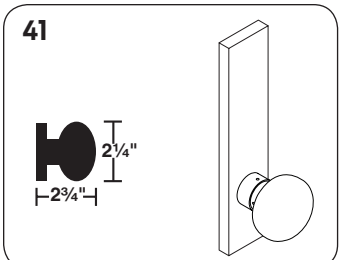

42

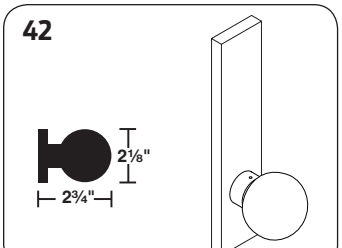

Note: Above images shown with L Escutcheon.

Cast/Forged (L) or Wrought (N)

L

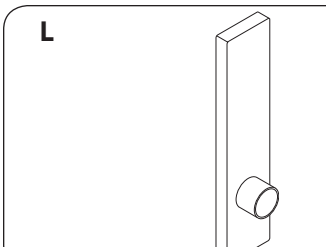

Dimensions:
7 15/16" x 1 3/4" x 7/16"
(202mm x 44mm x 11mm)

N

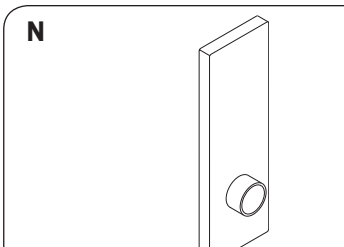

Dimensions:
7 7/8" x 2 1/2" x 7/16"
(200mm x 64mm x 11mm)

L-Series (L or N Escutcheon) - Standard Collection Levers

Function	Add $98 for Vandlgard Option	Add $975 MultiPoint Lock	Description	Lever or Knob Designs and Finishes Standard Lead time: 03, 06, 07, 12✋, 17, OME ⏳: 01, 02, 05, 18, 41, 42, LAT*, LON*, ACC✋†, AST ✋†, MER ✋†, * Not available 612, 613 † Not available 612, 613, 629, 630 Finishes		
				626	605 606 609 612 619 622 625 643e	613 629 630
Keyless Functions						
L9010		LM9310	Passage	**$715**	**$727**	**$745**
L9025			Exit Lock	**586**	**598**	**616**
L9040	LV9040		Privacy	**818**	**830**	**848**
L9044*	LV9044		Privacy w/ Coin Turn and Outside Indicator (N Escutcheon Only)	**861**	**873**	**891**
L9444*	LV9444		Privacy w/ Deadbolt, Coin Turn and Outside Indicator (N Escutcheon Only)	**1,003**	**1,015**	**1,033**
L9090&91 EL&EU			Electrified Lock (keyless)	**1,134**	**1,146**	**1,164**
L9440	LV9440		Privacy w/ Deadbolt	**938**	**950**	**968**
L0170			Single Dummy (N Escutcheon Only)	**273**	**279**	**289**
L0172			Double Dummy	**527**	**539**	**557**
L9175			Single Dummy with Case	**396**	**402**	**412**
L9176			Double Dummy with Case	**635**	**647**	**665**
Keyed Single Cylinder Functions						
L9026P			Exit Lock with Cylinder	**$783**	**$795**	**$813**
L9050P	LV9050P	LM9350P	Entrance/Office	**909**	**921**	**939**
L9056P	LV9056P		Entrance/Office w/ Auto Unlocking	**990**	**1,002**	**1,020**
L9070P	LV9070P	LM9370P	Classroom	**909**	**921**	**939**
L9076P	LV9076P		Classroom Holdback			
L9080P	LV9080P	LM9380P	Storeroom			
L9092P&93P EL&EU			Electrified Lock (outside cylinder)	**1,222**	**1,234**	**1,252**
L9453P	LV9453P		Entrance/Office w/ Deadbolt	**938**	**950**	**968**
L9456P	LV9456P		Corridor w/ Deadbolt			
L9465P			Closet/Storeroom w/ Deadbolt			
L9473P			Dorm/Bedroom w/ Deadbolt			
L9480P	LV9480P		Storeroom w/ Deadbolt	**1,025**	**1,037**	**1,055**
L9485P**	LV9485P		Faculty Restroom	**990**	**1,002**	**1,020**
L9492P&93P EL&EU			Electrified lock (outside cylinder, inside thumbturn, deadbolt)	**1,248**	**1,260**	**1,278**
Keyed Double Cylinder Functions						
L9060P	LV9060P		Apartment Entrance	**$996**	**$1,008**	**$1,026**
L9071P	LV9071P	LM9371P	Classroom Security			
L9077P	LV9077P		Classroom Security Holdback			
L9082P	LV9082P		Institution			
L9094P&95P EL&EU			Electrified Lock (Inside and outside cylinder)	**1,309**	**1,321**	**1,339**
L9457P	LV9457P		Classroom Security w/ Deadbolt	**1,023**	**1,035**	**1,053**
L9458P	LV9458P		Classroom Security w/ Deadbolt & Aux Latch			
L9466P			Storeroom w/ Deadbolt	**996**	**1,008**	**1,026**
L9494P&95P EL&EU			Electrified lock (inside and outside cylinder, deadbolt)	**1,336**	**1,348**	**1,366**
*	Not available less indicator or in 612, 613 finish. Indicator price already included.					
**	Specify door hand for faculty restroom locks. Faculty restroom locks are furnished 0-bitted with two 6-pin keys unless otherwise. specified. Emergency keys must be ordered separately.					

Notes:
1) For the Everest 29 T and Everest D family of restricted keyways (Quad, Numbered, Reversed) add $17.50. This does not apply to Primus families See **Terms and Conditions** for more information.
2) L escutcheon available 1 3/8"- 2 1/2" doors non-Vandlgard functions, 1 3/4"-2 1/2" doors on Vandlgard functions. N escutcheon available 1 3/4" - 2 1/4" non-Vandlgard and Vandlgard functions

Cast or Forged Lever Designs with Wrought Roses

M51

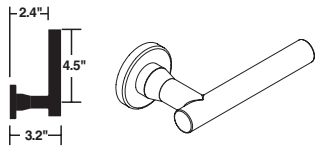

M52

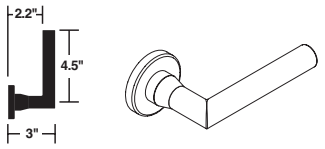

M53

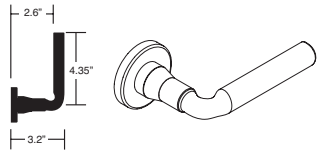

M54

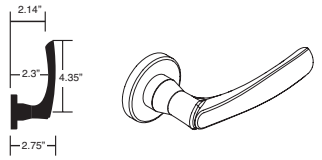

M55

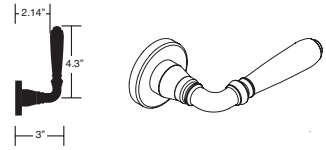

M56

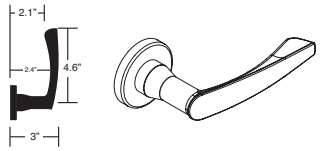

M57

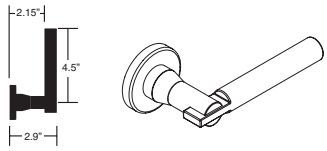

M61

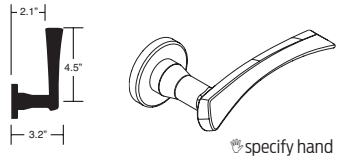

specify hand

M62



specify hand

M63

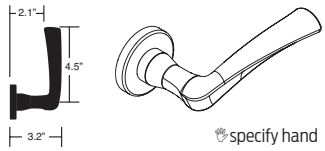

specify hand

M81

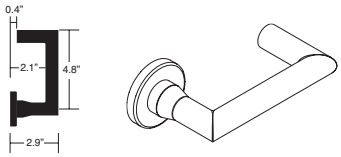

M82

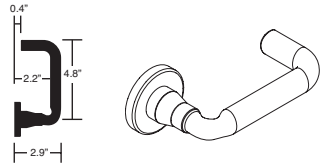

M83



M84



M85

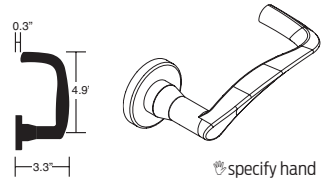

specify hand

ME1

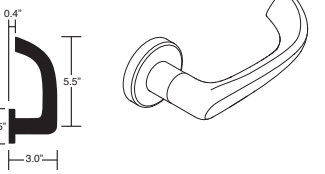

ME2

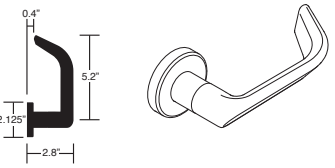

ME3

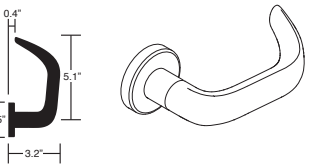

Wrought Rose Designs

A

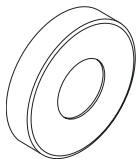

2 1/8" (54 mm) diameter

B

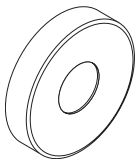

2 9/16" (65mm) diameter

C (not available 612 or 613 finish)

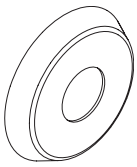

2 5/8" (66mm) diameter

Note: Above images shown with A Rose.

L-Series (A, B or C Rose Trim) - M Collection Levers

Function	Add $98 for Vandlgard Option	Add $975 MultiPoint Lock	Description	Lever Designs Standard Lead time: M51, M52, M81 : M54, M56, M61, M63, M83, M84, M85 : M53, M55, M57†, M62†, M82, ME1, ME2, ME3 † Available 629 and 630 only Finishes 605 606 609 619 622 625 626 629 630 643e
Keyless Functions				
L9010		LM9310	Passage	**$718**
L9025			Exit Lock	**589**
LM9325			Exit - MultiPoint Lock Only	**1,786**
L9040	LV9040		Privacy	**821**
L9044	LV9044		Privacy w/ Coin Turn	**889**
L9090&91 EL&EU			Electrified Lock (keyless)	**1,137**
L9440	LV9440		Privacy w/ Deadbolt	**941**
L9444	LV9444		Privacy w/ Deadbolt and Coin Turn	**1,006**
L0170			Single Dummy	**262**
L0172			Double Dummy	**530**
L9175			Single Dummy with Case	**385**
L9176			Double Dummy with Case	**638**
Keyed Single Cylinder Functions				
L9026P			Exit Lock with Cylinder	**$786**
L9050P	LV9050P	LM9350P	Entrance/Office	**912**
L9056P	LV9056P		Entrance/Office w/ Auto Unlocking	**993**
L9070P	LV9070P	LM9370P	Classroom	**912**
L9076P	LV9076P		Classroom Holdback	
L9080P	LV9080P	LM9380P	Storeroom	
L9092P&93P EL&EU			Electrified Lock (outside cylinder)	**1,225**
L9453P	LV9453P		Entrance/Office w/ Deadbolt	**941**
L9456P	LV9456P		Corridor w/ Deadbolt	
L9465P			Closet/Storeroom w/ Deadbolt	
L9473P			Dorm/Bedroom w/ Deadbolt	
L9480P	LV9480P		Storeroom w/ Deadbolt	**1,028**
L9485P**	LV9485P		Faculty Restroom	**993**
L9486P			Faculty restroom with 09-611 "Do not disturb" indicator	**1,027**
L9492P&93P EL&EU			Electrified lock (outside cylinder, inside thumbturn, deadbolt)	**1,251**
L9496P	LV9496P		Privacy w/ Deadbolt & 09-611 L583-375 "Occupied" indicator	**1,027**
Keyed Double Cylinder Functions				
L9060P	LV9060P		Apartment Entrance	**$999**
L9071P	LV9071P	LM9371P	Classroom Security	
L9077P	LV9077P		Classroom Security Holdback	
L9082P	LV9082P		Institution	
L9094P&95P EL&EU			Electrified Lock (Inside and outside cylinder)	**1,312**
L9457P	LV9457P		Classroom Security w/ Deadbolt	**1,026**
L9458P	LV9458P		Classroom Security w/ Deadbolt & Aux Latch	
L9466P			Storeroom w/ Deadbolt	**999**
L9494P&95P EL&EU			Electrified lock (inside and outside cylinder, deadbolt)	**1,339**
**	Specify door hand for faculty restroom locks. Faculty restroom locks are furnished 0-bitted with two 6-pin keys unless otherwise specified. Emergency keys must be ordered separately.			

Notes: **1)** For the Everest 29 T and Everest D family of restricted keyways (Quad, Numbered, Reversed) add $17.50. This does not apply to Primus families. See **Terms and Conditions** for more information.

Cast or Forged Lever Designs with Cast, Forged, or Wrought Escutcheons

M51

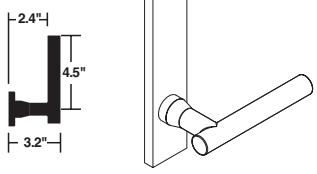

M52

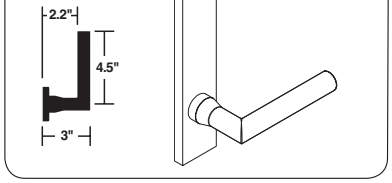

M53

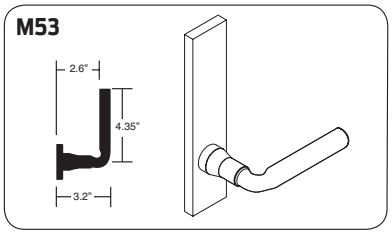

M54

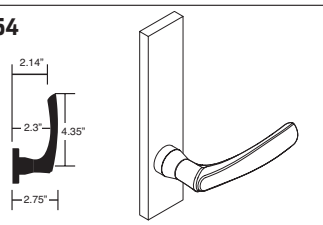

M55

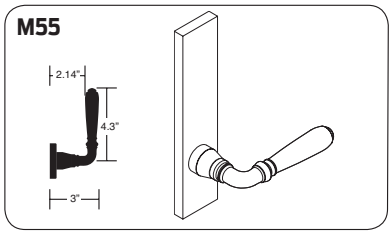

M56

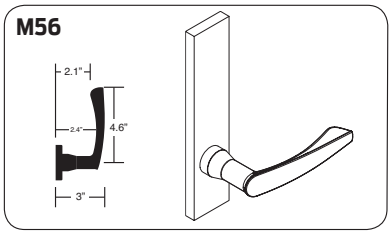

M57

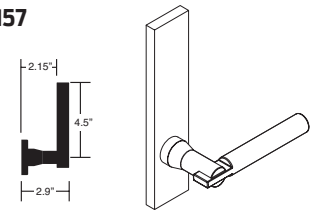

M61

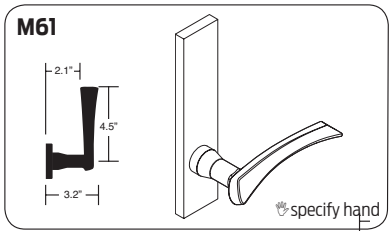

M62

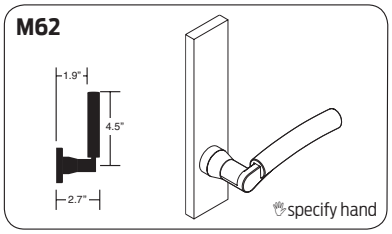

M63

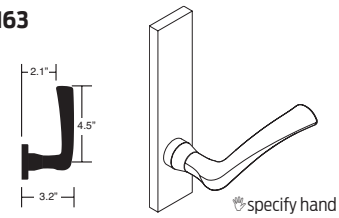

M81

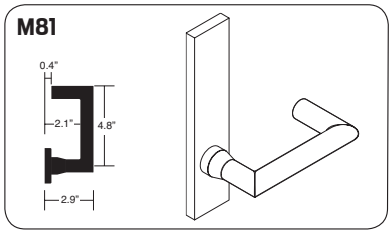

M82

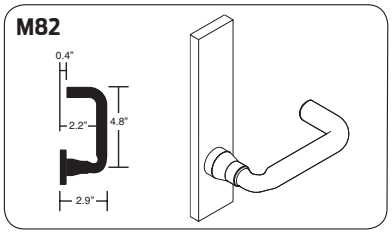

M83

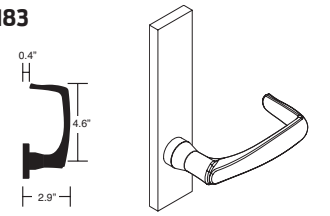

M84

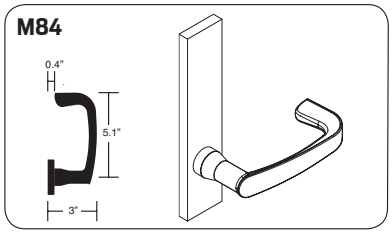

M85

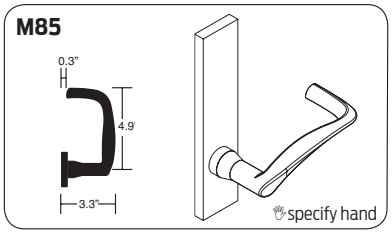

ME1

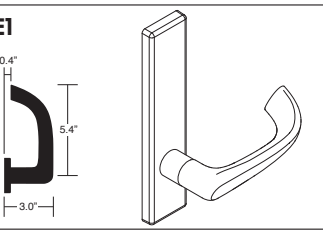

ME2

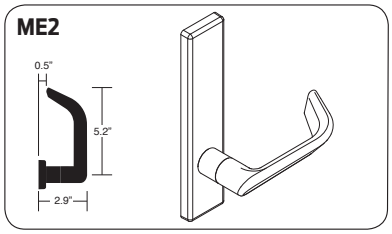

ME3

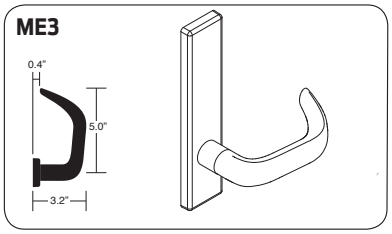

Note: Above images shown with L escutcheon.

Cast/Forged (L) or Wrought (N)

L

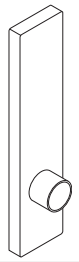

Dimensions:
7 15/16" x 1 3/4" x 7/16"
(202mm x 44mm x 11mm)

N

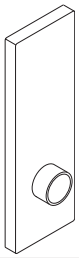

Dimensions:
7 7/8" x 2 1/2" x 7/16"
(200mm x 64mm x 11mm)

L-Series (L or N Escutcheon Trim) - M Collection Levers

Function	Add $98 for Vandlgard Option	Add $975 MultiPoint Lock	Description	Lever Designs Standard Lead time: M51, M52, M81 : M54, M56, M61, M63, M83, M84, M85 : M53, M55, M57†, M62†, M82, ME1, ME2, ME3 † Available 629 and 630 only Finishes 605 606 609 619 622 625 626 629 630 643e
Keyless Functions				
L9010		LM9310	Passage	**$745**
L9025			Exit Lock	**616**
L9040	LV9040		Privacy	**848**
L9044*	LV9044		Privacy w/ Coin Turn and Outside Indicator (N Escutcheon Only)	**891**
L9444*	LV9444		Privacy w/ Deadbolt, Coin Turn and Outside Indicator (N Escutcheon Only)	**1,033**
L9090&91 EL&EU			Electrified Lock (keyless)	**1,164**
L9440	LV9440		Privacy w/ Deadbolt	**968**
L0170			Single Dummy (N Escutcheon only)	**289**
L0172			Double Dummy	**557**
L9175			Single Dummy with Case	**412**
L9176			Double Dummy with Case	**665**
Keyed Single Cylinder Functions				
L9026P			Exit Lock with Cylinder	**$813**
L9050P	LV9050P	LM9350P	Entrance/Office	**939**
L9056P	LV9056P		Entrance/Office w/ Auto Unlocking	**1,020**
L9070P	LV9070P	LM9370P	Classroom	**939**
L9076P	LV9076P		Classroom Holdback	
L9080P	LV9080P	LM9380P	Storeroom	
L9092P&93P EL&EU			Electrified Lock (outside cylinder)	**1,252**
L9453P	LV9453P		Entrance/Office w/ Deadbolt	**968**
L9456P	LV9456P		Corridor w/ Deadbolt	
L9465P			Closet/Storeroom w/ Deadbolt	
L9473P			Dorm/Bedroom w/ Deadbolt	
L9480P	LV9480P		Storeroom w/ Deadbolt	**1,055**
L9485P**	LV9485P		Faculty Restroom	**1,020**
L9492P&93P EL&EU			Electrified lock (outside cylinder, inside thumbturn, deadbolt)	**1,278**
Keyed Double Cylinder Functions				
L9060P	LV9060P		Apartment Entrance	**$1,026**
L9071P	LV9071P	LM9371P	Classroom Security	
L9077P	LV9077P		Classroom Security Holdback	
L9082P	LV9082P		Institution	
L9094P&95P EL&EU			Electrified Lock (Inside and outside cylinder)	**1,339**
L9457P	LV9457P		Classroom Security w/ Deadbolt	**1,053**
L9458P	LV9458P		Classroom Security w/ Deadbolt & Aux Latch	
L9466P			Storeroom w/ Deadbolt	**1,026**
L9494P&95P EL&EU			Electrified lock (inside and outside cylinder, deadbolt)	**1,366**
*	Not available less indicator or in 612, 613 finish. Indicator price already included.			
**	Specify door hand for faculty restroom locks. Faculty Restroom locks are furnished 0-bitted with two 6-pin keys unless otherwise specified. Emergency keys must be ordered separately.			

Notes:

1) For the Everest 29 T and Everest D family of restricted keyways (Quad, Numbered, Reversed) add $17.50. This does not apply to Primus families. See **Terms and Conditions** for more information.

2) L escutcheon available 1 3/8"- 2 1/2" doors non-Vandlgard functions, 1 3/4"-2 1/2" doors on Vandlgard functions. N escutcheon available 1 3/4" - 2 1/4" non-Vandlgard and Vandlgard functions

Commercial Lever Suite

Standard Levers

L Mortise	LT Tubular	ND Cylindrical	AL Cylindrical	S Tubular	33A/35A, 94/95, 98/99 Exit Devices (Von Duprin)
01	01				01
02	02				02
03	03	Tubular			03
05	05				05
06	06	Rhodes	Saturn	Saturn	06
07	07	Athens	Jupiter	Jupiter	07
12	12				12
17	17	Sparta	Neptune	Neptune	17
18	18				18
Latitude	Latitude				Latitude
Longitude	Longitude				Longitude
Omega	Omega	Omega	Omega		16
Asti	Asti			Flair	Asti
Merano	Merano				Merano
Accent	Accent				Accent
M52*	M52*	Broadway			
M81*	M81*	Boardwalk			

*The M52 is equivalent to the Broadway lever and the M81 is equivalent to the Boardwalk lever.

M Collection Levers

L Mortise	LT Tubular	33A/35A, 94/95, 98/99 Exit Devices (Von Duprin)
M51	M51	M51
M52	M52	M52
M53	M53	M53
M54	M54	M54
M55	M55	M55
M56	M56	M56
M57	M57	M57
M61	M61	M61
M62	M62	M62
M63	M63	M63
M81	M81	M81
M82	M82	M82
M83	M83	M83
M84	M84	M84
M85	M85	M85
ME1	ME1	ME1
ME2	ME2	ME2
ME3	ME3	ME3

L9000-Series Deadbolt Locks

					Ligature-Resistant Cylinder Blocking Ring
		Finishes			
Part Number	Description	626	605 606 609 612 619 622 625 643	613 629 630	630
Keyed					
L9460P	Single cylinder outside, turn inside	$437	$443	$453	$836
L9462P	Double cylinder	530	536	546	786
L9463P	Single cylinder outside, classroom turn inside	530	536	546	-
L9464P	Single cylinder outside, blank inside	362	368	378	500

For the Everest 29 T and Everest D family of restricted keyways (Quad, Numbered, Reversed) add $17.50. This does not apply to Primus families.
See **Terms and Conditions** for more information.

L400-Series Deadbolt Locks

					Ligature-Resistant Cylinder Blocking Ring#
		Finishes			
Part Number	Description	626	605 606 609 612 619 622 625 643	613 629 630	630
Keyed					
L460P	Single cylinder outside, turn inside	$288	$294	$304	$686
L462P	Double cylinder	340	346	356	594
L463P	Single cylinder outside, classroom turn inside	340	346	356	-
L464P	Single cylinder outside, blank inside	279	285	295	416
L496P	L460 with 09-611 L583-375 "Occupied" indicator	417	423	433	-
Keyless					
L480	Door bolt	240	246	256	524

For the Everest 29 T and Everest D family of restricted keyways (Quad, Numbered, Reversed) add $17.50. This does not apply to Primus families.
See **Terms and Conditions** for more information.
Specify XL11-000 in comments when ordering ligature-resistant option.

Cylinder Adjustments

Specify	Description	Lock Price Adjustment (per cylinder)
Concealed Cylinder (L Escutcheon only)		
C Suffix	Concealed cylinder for L escutcheon	**$26.00**
Full Size Interchangeable Core (FSIC)		
R Suffix	Full size core (furnished 1-bitted w/ two 6-pin keys unless otherwise specified)	**$73.00**
J Suffix	Less full size core	**N/C**
Full Size Construction Core		
T Suffix	Full size construction core (assessed handing charge 50-231 per core)	**$73.00**
Small Format Interchangeable Core (SFIC) (Not available with Hotel Functions L9485 or L9486)		
GD Suffix	Everest patented core (specify key symbol; see **Terms & Conditions** for more details)	**$84.00**
BD Suffix	Less small format core	**N/C**
Small Format Construction Core & Disposable Core		
HD Suffix	Small format construction core (assessed handing charge 50-231 per core)	**$44.00**
BDC Suffix	Small format disposable core	**N/C**
Construction Core Handling Charge		
50-231	Handing charge for construction core (assessed per core, non-refundable)	**$10.40**
Notes	Control keys are not furnished with locks and must be purchased separately. See **Keys & Keying.** Interchangeable cores are not available with concealed cylinders.	
Ordering instructions: Add suffix to lock function. Ex: L9050J (L9050 function less full size core)		

Primus / Primus XP - available through specific channels based on security levels. See Terms & Conditions for details.

Specify	Description	Lock Price Adjustment
Full-Face Primus Cylinders		
L Suffix	Order lock less cylinder; order Primus cylinder 20-787 or 20-793 separately	**-$85 per cylinder**
20-787	Full-face Primus cylinder w/ compression ring & spring (for use with rose trim)	**164.00**
20-793	Full-face Primus cylinder only (for use with escutcheon trim)	**154.00**
Concealed Primus Cylinders		
W Suffix	Order lock less concealed cylinder; order Primus cylinder 20-589 separately	**$27.00**
20-589	Concealed Primus cylinder (for use with L escutcheon w/ concealed cylinder only)	**218.00**
Full-Size Interchangeable Primus Core		
J Suffix	Order lock less full size core; order full-size Primus core 20-740 separately	**N/C for J Suffix**
20-740	Full-size interchangable Primus core	**$152.00**
Notes	Primus not available for Faculty Restroom function (L9485, L9486)	
Ordering instructions:	Add suffix to lock function, order Primus cylinder separately. Ex: L9050W (L9050 function less concealed cylinder) order 20-589 on separate line.	

Armor Fronts, L9000 & L400-Series

Specify	Description	Lock Price Adjustment
1 1/4" Wide (Standard armor size for 1 3/4" and larger door thicknesses)		
09-661	Blank (L9175, L9176)	**N/C**
09-662	Latch only (L9010, L9040, L9044)	
09-663	Latch x aux latch (L9050, L9056, L9060, L9070, L9071, L9080, L9082, L9090/91/92/93/95/95*)	
09-713	Latch x aux latch (L9076, L9077)	
09-664	Latch x deadbolt (L9440, L9444, L9456, L9457, L9465, L9466, L9473, L9496)	
09-665	Deadbolt (L9460, L9462, L9463, L9464)	
09-666	Latch x aux latch x deadbolt (L9453, L9458, L9480, L9485, L9486, L9492/93/94/95)	
09-717	Deadbolt armor (L460, L462, L463, L464, L480, L496)	
1 1/16" Wide (recommended armor size for doors thinner than 1 3/4", including 1 3/8" doors)		
09-667	Blank (L9175, L9176)	**N/C**
09-668	Latch only (L9010, L9040, L9044)	
09-669	Latch x aux latch (L9050, L9056, L9060, L9070, L9071, L9080, L9082, L9090/91/92/93/94/95*)	
09-718	Latch x aux latch (L9076, L9077)	
09-670	Latch x deadbolt (L9440, L9444, L9456, L9457, L9465, L9466, L9473, L9496)	
09-671	Deadbolt (L9460, L9462, L9463, L9464)	
09-672	Latch x aux latch x deadbolt (L9453, L9458, L9480, L9485, L9486, L9492/93/94/95)	
*For L9090/91/92/93/94/95 with DPS use armor 09-666 (1 1/4" wide) or 09-670 (1 1/16 wide)		
Ordering instructions: Specify on order only if requesting other than default.		

10-072 L9000 Standard	**10-073** L9000 Deadbolt Standard	**XL11-820**	**XL11-821**	**10-079** L400 Deadbolt Standard	**10-078**
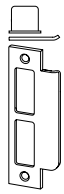	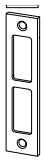	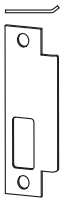	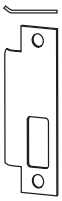	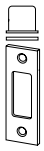	

Strikes, L9000 and L400 Series

Specify	Description	Lock Price Adjustment
Strikes, L9000 Series		
10-072	1 1/4" x 4 7/8" square corner strike + box, 1 3/16" lip length, standard L9000 strike	**N/C**
10-072 xx	1 1/4" x 4 7/8" square corner strike + box; specify lip length (xx) as 7/8", 1" or 1 1/2"	
10-072 xx	1 1/4" x 4 7/8" square corner strike + box; specify lip length (xx) as 1 3/4" or 2"	**$31.30**
10-073	Deadbolt lock strike, standard for L9460, L9462, L9463 and L9464	**N/C**
10-075	1/2" rabbeted strike	**108.00**
37-015	Door frame strike reinforcer (finish not applicable)	**N/C**
XL11-820	One hole strike for latching functions, RH & LHR doors	**13.40**
XL11-821	One hole strike for latching functions, LH & RHR doors	
Strikes, L400 Series		
10-078	1 1/4" x 4 7/8" square corner strike + box	**N/C**
10-079	1 1/8" x 3 1/2" square corner strike + box, ANSI 115.5 prep, standard L400 strike	
Ordering instructions: Specify on order only if requesting other than default.		

Locks Less Components

Description	Specify	Lock Price Adjustment
Less each knob or lever	LLL for knob/lever design Example: L9050P LLL/03A x 03A	**-$27.50**
Less each rose or escutcheon	LLL for rose/escutcheon design Example: L9050P 03A x 03A/LLL	**-27.50**
Less complete trim one side* (Less inside trim not recommended as additional parts may be required)	LLL for complete trim outside Example: L9050P LLL x 03A	**-55.00**
Less full face cylinder (rose trim)	**L** suffix Example: L9050L 03A	**-85.00 per cylinder**
Less full face cylinder	**L** suffix Example: L9050L 03L	**-74.00 per cylinder**
Less concealed cylinder (L escutcheon only)	**W** suffix Example: L9050W 03L	**-74.00 per cylinder**
Less hotel cylinder (rose trim)	**L** suffix, Faculty Restroom Function (L9485 or L9486) Example: L9485L 03A	**-123.00**
Less hotel cylinder (escutcheon trim)	**L** suffix, Faculty Restroom Function (L9485 or L9486) Example: L9485L 03L	**-117.00**
Less armor front	LLL for armor front Example: L9050P 03A 626 LLL 10-072	**-16.80**
Less strike	LLL for strike Example: L9050P 03A 612 09-663 LLL	**-13.20**
Less complete trim both sides	LLL for complete trim both sides Example: L9050L LLL 626 LLL 626 09-663 LLL Lock case, strike and armor front only	**Sum of applicable deducts, use 06A design and specified finish for base price.**
*	L283-150 furnished to mount inside trim when lock is ordered less outside trim for rose designs only. Add $40.40 per lock.	

Note: 1) L-Series locks ordered less all components are furnished as lock cases. See L Parts: Lock Cases.
2) Not available with ligature resistant knob (SK1, XL11-000 option) or ligature resistant lever (SL1, XL12-482 option).

Locks Less Lock Case (Trim Kits)

Function	Specify	Lock Price Adjustment
L9010	Function, design, finish, LLL for armor, LLL for strike and "less lock case" Example: L9010 03A 626 LLL LLL, less lock case	**-$176.00**
L9040, L9044, L9440, L9444		**-220.00**
L9050, L9056, L9070, L9076, L9080	Function less cylinder (use L suffix), design, finish, LLL for armor, LLL for strike, and "less lock case" Example: L9050L 06L 613 LLL LLL, less lock case	**-295.00**
L9453, L9456, L9465, L9473, L9480, L9485, L9486, L9486 "Occupied", L9496		**-320.00**
L9060, L9071, L9077, L9082, L9457, L9466		**-362.00**

Notes: 3) Locks less lock case are furnished less cylinder(s), armor front, and strike. Included are complete sets of outside and inside trim with spring cages, spindles, mounting screws and thru-bolts as required for the function specified.
4) Deductions are applied to complete lock prices.
5) Not available with SK1, XL11-000 ligature resistant knob trim or SL1, XL12-482 ligature resistant lever trim.

Non Standard Door Thickness

Specify	Description	Lock Price Adjustment
Keyless Functions		
1 3/8"	1 3/8" door thickness (not available with LV (Vandlgard) functions)	**N/C**
thickness & how applied (xx)	For > 1 3/4" - 2 1/2" thick doors, specify (xx) Extended Inside (EI), Outside (EO), Equally (EE) or Differently (ED)	
	For > 2 1/2" - 4" thick doors, specify (xx) Extended Inside (EI), Outside (EO), Equally (EE) or Differently (ED)	**$102.00**
Single Cylinder Functions		
1 3/8"	1 3/8" door thickness (not available with LV (Vandlgard) functions)	**N/C**
thickness & how applied (xx)	For > 1 3/4" - 2 1/2" thick doors	
	For > 2 1/2" - 4" thick doors - specify (xx) Extended Inside (EI)	**$102.00**
	For > 2 1/2" - 4" thick doors - specify (xx) Extended Outside (EO), Equally (EE), or Differently (ED)	**501.00**
Double Cylinder Functions		
1 3/8"	1 3/8" door thickness (not available with LV (Vandlgard) functions)	**N/C**
thickness & how applied (xx)	For > 1 3/4" - 2 1/2" thick doors	
	For > 2 1/2" - 4" thick doors - specify (xx) Extended Inside (EI) or Extended Outside (EO)	**$501.00**
	For > 2 1/2" - 4" thick doors - specify (xx) Extended Equally (EE) or Extended Differently (ED)	**895.00**
L400 Deadbolt Functions		
Thickness	For 1 3/4" - 3" thick doors, Extended Equally only	**N/C**
Notes	Price keyed locks less cylinders (L or W suffix) same as keyless locks	
	Locks furnished Extended Equally unless otherwise specified	
	Door thickness must be specified in 1/4" increments only, except for 1 3/8" thick doors	
	Locks w/ N Escutcheon only available for 1 3/4" - 2 3/8" thick doors	
	Locks with small format interchangable cores (BD, BDC, GD, HD suffix) only available for 1 3/8" - 2 1/4" thick doors, EE & EO only	
	L9463 function is only available for doors up to 3 5/8" thick extended equally	
	LV (Vandlgard) option only available for 1 3/4" - 3" thick doors	
	Ligature resistant knob (SK1) and lever (SL1) only available on 1 3/4" doors	
Ordering instructions: Include thickness and how extended in order. EX - L9050P 03A 626 2" EE (L9050P function, 03A trim, 626, for 2" door extended equally).		

Sectional Indicator	N Escutcheon Indicator	Available Messages
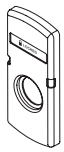	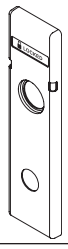	LOCKED/OCCUPIED/DO NOT DISTURB/ lock symbol is white text on red background UNLOCKED/VACANT/unlocked symbol is black text on white background

LOCKED	OCCUPIED	DO NOT DISTURB	
UNLOCKED	VACANT		

Indicators (180 degree visibility - for Sectional (rose) or N Escutcheon Trim)

Specify	Description	Lock Price Adjustment
Inside indicators: Available for L/LV9040, 9044, 9050, 9056, 9060, 9071, 9077, 9440, 9444, 9456, 9457, 9458, 9460, 9462, 9463, 9466, 9473, 9480, 9485, 9350, 9371, 460, 462, 463, 480		
L283-711	LOCKED/UNLOCKED indicator for inside of door	**$108.00**
L283-712	VACANT/OCCUPIED indicator for inside of door	**108.00**
L283-713	DO NOT DISTURB indicator for inside of door	**108.00**
L283-714	symbols only indicator for inside of door	**108.00**
Outside indicators: L/LV9040, 9044, 9050, 9056, 9060, 9070, 9071, 9076, 9077, 9440, 9444, 9456, 9457, 9458, 9460, 9462, 9463, 9464, 9465, 9466, 9473, 9480, 9485, 9350, 9370, 9371, 460, 462, 463, 464		
L283-721	LOCKED/UNLOCKED indicator for outside of door	**$108.00**
L283-722	VACANT/OCCUPIED indicator for outside of door	**108.00**
L283-723	DO NOT DISTURB indicator for outside of door	**108.00**
L283-724	symbols only indicator for outside of door	**108.00**
Notes:	1) Indicators available in all finishes except 612 and 613	
	2) Indicators used on L9040/L9440 functions use screwdriver for privacy override instead of emergency key	
	3) Indicator option available either inside or outside of door only.	
	4) Cylinder and sectional indicators require additional door preparation.	
	5) For N Escutcheon Trim, inside indicator is not available for use when an outside coin turn is selected.	
Ordering instructions: add part number under "Additional Details" section of order. EX: L9050P 06N 626 L283-711 adds indicator to the inside (thumbturn side) of lock		

Tamper Resistant Torx® Screws

Specify	Description	Lock Price Adjustment
Torx Screws	Torx screws - compatible with armor, strike, rose trim, thumbturns, L escutcheon trim (1 3/4" doors only)	**$22.20**
Torx Screws + XL11-848	Torx screws for armor, strike, and N escutcheon trim (1 3/4" doors only)	
Ordering instructions: include in order under "Additional Details".		

Tactile Warning

Specify	Description	Lock Price Adjustment
'8' lever prefix	Tactile warning applied to outside lever; available on 01, 02, 03, 05, 06, 07, 12, 17, 18, M51, M52, M81, ME1, ME2, ME3 lever designs	**$47.80**
Ordering instructions: Preface lever design code with 8. EX - 803, for 03, 806 for 06, 851 for M51, etc.		

ADA Thumbturn*

Specify	Description	Lock Price Adjustment
L583-363	ADA Disability thumbturn option	**$16.80**
* Available w/ all thumbturn functions except L9463 and L463. Not available with ligature-resistant knob (SK1) or lever (SL1)		
Ordering instructions: include in order under "Additional Details".		

Folger Adam Co® Lever Trak™

Specify	Description	Lock Price Adjustment
503 Lever Design	Modified inside and outside 03 lever for Folger Adam Co.® Lever Trak™. Available rose trim only, not available 629 or 630 finish.	**$105.00**
Ordering instructions: Specify lever design as 503.		

Special Options

Specify	Description	Lock Price Adjustment
XL11-422	Nylon latchbolt insert, for use with electric strikes	**$107.00**
XL11-446	L9040 with thumbturn both sides (not available with N escutcheon trim)	**449.00**
XL11-543	L9482 (L9082 with deadbolt)	**L9082 + 596.00**
XL11-557	L9485 prison function lock. Latch retracted by key outside or knob inside. Outside knob always free spinning. Deadbolt only thrown or retracted by guard's key. Inside knob becomes fixed when deadbolt thrown. Prisoner's key only retracts latchbolt. Furnished standard with Torx® screws	**706.00**
XL11-635	L9460 with fixed double dummy trim	**L9456+390.00**
XB11-720	L9463 or L463 with B100-series style thumbturn	**205.00**
XL11-741	L9110 active double dummy trim	**L9010 +295**
XL11-743	Armor front with cutout to receive deadbolt only, for use with dummy functions	**132.00**
XL11-886	L9460 with trim. Inside knob or lever retracts deadbolt. Outside knob or lever fixed.	**L9456 +$390.00**
XL11-886	L9462 with trim. Inside knob or lever retracts deadbolt. Outside knob or lever fixed.	**L9082 + $416.00**
XL11-886	L9464 with trim. Inside knob or lever retracts deadbolt. Outside knob or lever fixed.	**L9456 +$390.00**
XL11-907	L9412 exit lock with deadbolt for escutcheon designs only	**L9080 +$378.00**
XL11-897	L9066 storeroom lock, latchbolt retracted by key either side	**L9060 + 444.00**
Ordering instructions: Add XL/XB number under "Additional Details" section of order.		

Antimicrobial Coating

Specify	Description	Lock Price Adjustment
626AM or 630AM	Rose Trim: Adds silver-ion based anti-microbial coating to inside lever, bushing, rose & thumbturn and outside lever, bushing, rose, cylinder ring, and cylinder faceplate	**$50.90**
626AM or 630AM	Escutcheon Trim: Adds silver-ion based anti-microbial coating to inside lever, bushing, escutcheon & thumbturn and outside lever, bushing, escutcheon, and cylinder face plate	
Ordering instructions: Specify finish as either 626AM or 630AM.		

Lead Lining

Specify	Description	Lock Price Adjustment
XL11-515 xx	Lead lining, 1/8" thick installed on L9000 mortise lock case cover. Specify handing (xx) as RH, RR, LH, LR	**$507.00**
XL12-216 xx	Lead lining, 1/8" thick installed on L400 mortise deadbolt case cover. Specify handing (xx) as RH, RR, LH, LR	
Ordering instructions: add lock handing and appropriate XL # to order. EX: L9050P 03A 626 RH XL11-515 (L9050P, 03A trim, 626, Right Handed, Lead Lining).		

Request to Exit (RX), Latchbolt Monitor (LX), Door Position Sensor (DPS), Deadbolt Monitor (DM)

Specify	Description	Lock Price Adjustment
L909x and L949x Electrified Mortise Options + specified mechanical functions		
RX	Request to Exit (available all L909x and L949x electrified + L9010/50/56/70/71/80 and L9453/56/58/65/66/80/85 mechanical functions)	**$187.00**
LX	Latchbolt Monitor (available all L909x and L949x electrified + L9010/50/56/70/71/80/82 and L9453/56/65/66/80/85 mechanical functions)	
DPS	Door Position Sensor (available L909x electrified + L9010/80/82 mechanical functions)	
DM	Deadbolt Monitor (available L949x electrified + L9453/56/58/80/85 mechanical functions)	
Ordering instructions: include in order under "Additional Details".		

Features

The Schlage Distributor Pack stocking program provides "flexible inventory" for the L-Series mortise lock. The Distributor Pack combines the versatile Schlage mortise lock with a variety of knob or lever options and finishes all for the same list price as a complete lockset. This allows you to maximize your mortise lock inventory dollars and meet your changing customer requirements.

The Distributor Pack is also easy to use. By combining a few different component parts, you can build a complete Schlage mortise lock.

How to Build a Mortise Lock with the Schlage Distributor Pack

STEP 1: Choose lock case required. Schlage mortise cases must be ordered in multiples of 10 units each. (Quantity of 1 = 1 lock case.)

STEP 2: Choose the knob/lever and rose/escutcheon trim designs and finishes. Order one design and finish in multiples of 4 or 10 units each. (Quantity of 1 = 1 set of outside and inside trim.)

STEP 3: Choose the armor front.
(Quantity of 1 = 10 armor fronts, packed 10 to a box)

STEP 4: Choose the strike.
(Quantity of 1 = 10 strikes, packed 10 to a box)

STEP 5: Choose the cylinder (if required).
(Quantity of 1 = 10 cylinders, packed 10 to a box)

These are the only component parts required to build a Schlage mortise lock. With five easy steps you can build your mortise inventory to be flexible and to respond quickly to your customers.

Miscellaneous parts in bulk quantities are also available for Schlage mortise locks with the Distributor Pack Program. (See page **L-32** for availability.)

Product Identification

Functions Available

Function	Description
L9010B	Passage
L9040B	Privacy
L9050LB	Entrance/Office
L9056LB	Entrance/Office w/ Auto Unlocking
L9070LB	Classroom
L9080LB	Storeroom
L9082LB	Institution
L9453LB	Entrance
L9456LB	Corridor
L9465LB	Closet/Storeroom
L9473LB	Dormitory/Bedroom
L9480LB	Storeroom with Deadbolt
L9485LB	Faculty Restroom

Suffix
B = Distributor Pack Lock Case
L = Less Full Face Cylinder

Available Designs and Finishes

Knob/Lever Designs		Rose/ Escutcheon	Finishes
Standard	01, 02,03, 05, 06, 07, 12, 17, 18, ACC, AST, LAT, LON, MER, STA, OME	A, B, C or L	605, 606, 609, 612, 613, 619, 625, 626, 629, 630, 643e (not all lever designs available in each finish, see product tables for exact list)
M Collection	M51, M52, M53, M54, M55, M56, M57, M62, M62, M63, M81, M82, M83, M84, M85, ME1, ME2, ME3		

STEP 1 - LOCK CASES (order in multiples of 10)

Part Number	Description	Price Each
Standard (non-Vandlgard) lock cases		
L9010B	Passage	**$144.00**
L9040B	Privacy	**213.00**
L9050LB	Entrance/office	**233.00**
L9056LB	Entrance/office with auto unlocking	**314.00**
L9070LB	Classroom	**233.00**
L9080LB	Storeroom	
L9082LB	Institution	**263.00**
L9090LB	Electrified chassis for L9090/L9092/L9094 functions. Specify EL or EU*	**545.00**
L9091LB	Electrified chassis for L9091/L9093/L9095 functions. Specify EL or EU*	
L9453LB	Entrance/office with deadbolt	**263.00**
L9456LB	Corridor	
L9465LB	Closet/Storeroom	
L9473LB	Dormitory/Bedroom	
L9480LB	Storeroom with deadbolt	
L9485LB	Faculty Restroom	
Vandlgard lock cases		
LV9040B	Privacy	**313.00**
LV9050LB	Entrance/office	**335.00**
LV9056LB	Entrance/office with auto unlocking	**414.00**
LV9070LB	Classroom	**335.00**
LV9080LB	Storeroom	
LV9082LB	Institution	**365.00**
LV9453LB	Entrance/office with deadbolt	
LV9456LB	Corridor	
LV9480LB	Storeroom with deadbolt	
LV9485LB	Faculty Restroom	
Notes	Lock cases furnished with mounting screws and templates only	
	Lock cases furnished right hand only	
*Electrified locks not specified as EL or EU will ship EU		
Order instructions: Order part number in quantities of 10		

STEP 2 - Trim Packs (Knob/Lever and Rose/Escutcheon) (order in multiples of 4 or 10)

Standard levers with A or B roses

Part Number	Knob/Lever design with rose for use with	03	06 07 12✋ 17 OME	03 06 07 12✋ 17 OME	
			✍: 01, 02, 05, 18, 41, 42, LAT*, LON* ACC✋†, AST✋†, MER✋† *not avail 612, 613 †not avail 612, 613, 629, 630		
		Finishes			
		626	626	605 606 609 612 619 622 625 643e	613 629 630
09-454	L9010, L/LV9070, L/LV9080, L9090, L9091, L9092, L9093, L9094, L9095, L9465	**$375**	**$485**	**$497**	**$515**
09-455	L/LV9040	**385**	**495**	**507**	**525**
09-456	L/LV9050, L/LV9056, L/LV9456, L9473, L/LV9480, L/LV9485	**376**	**486**	**498**	**516**

Decorative levers with A or B roses

Part Number	Knob/Lever design with rose for use with	Standard Lead time: M51, M52, M81 ✍: M54, M56, M61✋, M63✋, M83, M84, M85 ✍: Available 05/2014: M53, M55, M57†, M62✋†, M82, ME1✋, ME2✋, ME3 † Available 629 and 630 only
		Finishes
		605, 606, 609, 619, 622, 625, 626, 629, 630, 643e
09-454	L9010, L/LV9070, L/LV9080, L9090, L9091, L9092, L9093, L9094, L9095, L9465	**$515**
09-455	L/LV9040	**525**
09-456	L/LV9050, L/LV9056, L/LV9456, L9473, L/LV9480, L/LV9485	**516**

Standard Levers with L or N Escutcheons

Part Number	Knob/Lever design with rose for use with	03 06 07 12✋ 17 OME		
		✍: 01, 02, 05, 18, 41, 42, LAT*, LON* ACC✋†, AST✋†, STA✋†, MER✋† *not avail 612, 613 †not avail 612, 613, 629, 630		
		Finishes		
		626	605 606 609 612 619 622 625 643e	613 629 630
09-446	L9010, L9090, L9091	**$530**	**$542**	**$560**
09-447	L/LV9040	**543**	**555**	**573**
09-449	L/LV9070, L/LV9080, L9092, L9093, L9465	**524**	**536**	**554**
09-451	L/LV9050, L/LV9056, L/LV9453, L/LV9473, L/LV9480, L/LV9485			

Decorative Levers with L or N Escutcheons

Part Number	Knob/Lever design with rose for use with	Standard Lead time: M51, M52, M81 ✍: M54, M56, M61✋, M63✋, M83, M84, M85 ✍: Available 05/2014: M53, M55, M57†, M62✋†, M82, ME1✋, ME2✋, ME3 † Available 629 and 630 only
		Finishes
		605, 606, 609, 619, 622, 625, 626, 629, 630, 643e
09-446	L9010, L9090, L9091	**$560**
09-447	L/LV9040	**573**
09-449	L/LV9070, L/LV9080, L9092, L9093, L9465	**554**
09-451	L/LV9050, L/LV9056, L/LV9453, L/LV9473, L/LV9480, L/LV9485	

Notes	Split designs/finishes are not available
	Includes mounting screws, mounting plates, spring cages, L mounting posts, and strike boxes. For additional vandal resistance, order Vandlgard mounting posts on page L-32.
	Components are for 1 3/4" thick doors only.
	Concealed cylinder escutcheons are not available in the distributor pack program.

Order instructions: Specify part number, lever design + rose/escutcheon design, finish, handing if required. EX: 09-446 M61L, 626, RH. Order in quantities of 10.

STEP 3 - Armor Fronts (part numbers listed are boxes of 10)

Available Finishes		605	606	609	612	613	619	622	625	626	629	630	643e
		▪	▪	▪	▪	▪	▪	▪	▪	▪	▪	▪	▪
Part Number	**Description**	**Price per box of 10**											
1 1/4" Wide (Standard armor size for 1 3/4" and larger door thicknesses)													
09-473	10 each 09-662 latch only armor for L9010, L/LV9040	**$370.00**											
09-474	10 each 09-663 Latch x aux latch for L/LV9050, L/LV9056, L/LV9070, L/LV9080, L/LV9082, L9090/91/92/93/94/95*												
09-475	10 each 09-664 Latch x deadbolt for L/LV9456, L9465, L9473												
09-477	10 each 09-666 latch x aux latch x deadbolt for L/LV9453, L/LV9480, L/LV9485, L9492/93/94/95												
Notes	Includes mounting screws												
*For L9090/91/92/93/94/95 with DPS use distributor pack armor 09-477													
Ordering instructions: Specify part number and finish. Ex: 09-473 626. Each box includes 10 armor fronts.													

STEP 4 - Strikes (part numbers listed are boxes of 10)

Available Finishes		605	606	609	612	613	619	622	625	626	629	630	643e
		▪	▪	▪	▪	▪	▪	▪	▪	▪	▪	▪	▪
Part Number	**Description**	**Price per box of 10**											
10 each 10-072, 1 1/4" x 4 7/8" square corner strikes, no box													
09-494	10 each 10-072 strikes with 1" lip	**$225.00**											
09-494 1316	10 each 10-072 strikes with 1 3/16" lip												
09-494 112	10 each 10-072 strikes with 1 1/2" lip												
Notes	strike box included with distributor pack trim set												
Ordering instructions: Specify part number and finish. Ex: 09-494 1316 626. Each box includes 10 strikes.													

STEP 5 - Cylinders (part numbers listed are boxes of 10)

Available Finishes		605	606	609	612	613	619	622	625	626	629	630	643e
		▪	▪	▪	▪	▪	▪	▪	▪	▪	▪	▪	▪
Part Number	**Description**	**Price per box of 10**											
For use with L9060 keyed functions only													
09-484 118	10 each 20-001 cylinders with 1 1/8" cylinder length (use with rose trim on 1 3/8" -2" thick doors or escutcheon trim on 1 3/8" thick doors)	**$850.00**											
09-484 114	10 each 20-001 cylinders with 1 1/4" cylinder length (use with escutcheon trim on 1 3/4" thick doors)												
09-484 138	10 each 20-001 cylinders with 1 3/8" cylinder length (use with escutcheon trim on 2" thick doors)												
For use with all keyed functions other than L9060													
09-485 118	10 each 30-001 cylinders with 1 1/8" cylinder length (use with rose trim on 1 3/8" -2" thick doors or escutcheon trim on 1 3/8" thick doors)	**$850.00**											
09-485 114	10 each 30-001 cylinders with 1 1/4" cylinder length (use with escutcheon trim on 1 3/4" thick doors)												
09-485 138	10 each 30-001 cylinders with 1 3/8" cylinder length (use with escutcheon trim on 2" thick doors)												
Notes	Cylinders are C keyway, 6 pin cylinder keyed 5, 0 bitted, and furnished with two 5-pin 0-bitted keys												
Ordering instructions: Specify part number and finish. Ex: 09-485 114 619. Each box includes 10 cylinders with compression springs and blocking rings.													

Miscellaneous Distributor Pack Parts: Escutcheon thru-bolts

Available Finishes		605	606	609	612	613	619	622	625	626	629	630	643e
		▪	▪	▪	▪	▪	▪	▪	▪	▪	▪	▪	▪
Part Number	**Description**	**Price per box of 50**											
Box of 50 L escutcheon thru bolts													
09-483 138	L escutcheon thru-bolts for 1 3/8" thick doors	**$370.00**											
09-483 134	L escutcheon thru-bolts for 1 3/4" thick doors												
09-483 200	L escutcheon thru-bolts for 2" thick doors												
09-483 214	L escutcheon thru-bolts for 2 1/4" thick doors												
09-483 212	L escutcheon thru-bolts for 2 1/2" thick doors												
Ordering instructions: Specify part number and finish. Ex: 09-483 134 626. Each box includes 50 thru bolts.													

Miscellaneous Distributor Pack Parts: Mounting Posts & Mounting Screws

Available Finishes		605	606	609	612	613	619	622	625	626	629	630	643e
		▪	▪	▪	▪	▪	▪	▪	▪	▪	▪	▪	▪
Part Number	**Description**	**Price per box of 50**											
Mountings posts for Standard L functions (box of 50)													
09-488 138	L escutcheon thru-bolts for 1 3/8" thick doors	**$583.00**											
09-488 134	L escutcheon thru-bolts for 1 3/4" thick doors												
09-488 200	L escutcheon thru-bolts for 2" thick doors												
09-488 214	L escutcheon thru-bolts for 2 1/4" thick doors												
09-488 212	L escutcheon thru-bolts for 2 1/2" thick doors												
Mountings posts for LV Vandlgard functions (box of 50).													
Contact Technical Support													
Mounting Screws (box of 100)													
09-493	100 each mounting screw L583-066	**$41.50**											
Ordering instructions: Specify part number Ex: 09-488 200 626.													

Electrified Distributor Pack Parts: RX Modules and Solid Spindles

Part Number	Description	List Price
L283-412	10 pack RX modules p/n L283-452	**$1,499.00**
L283-450	10 pack solid spindle and spring p/n L283-054 (for use with L9091, L9093, L9095 only; supports 1 3/8" - 3" door thickness)	**37.50**

Levers & Knobs

Style	Lever & Knob Design	605	606	609	612	613	619	622	625	626	629	630	643e
Standard	01⧗, 02⧗, 03*, 05⧗, 06, 07, 12✋, 17, 18, 41⧗, 42⧗, OME⧗	▪	▪	▪	▪	▪	▪	▪	▪	▪	▪	▪	▪
	LAT⧗, LON⧗	▪	▪	▪			▪	▪	▪	▪	▪	▪	▪
	ACC✋, AST✋, MER✋	▪	▪	▪			▪	▪	▪	▪			▪
Decorative	M51, M52, M53⧗, M54⧗, M55⧗, M56⧗, M61⧗✋, M63⧗✋, M81, M82⧗, M83⧗, M84⧗, M85⧗✋, ME1⧗✋, ME2⧗✋, ME3⧗	▪	▪	▪			▪	▪	▪	▪	▪	▪	▪
	M57⧗✋, M62⧗✋										▪	▪	

⧗Extended Factory Lead Time ✋specify handing

Part Number	Description	Standard Levers	Decorative Levers
09-401	Outside lever, retaining clip, insertion tool	$181	$196
09-402	Inside lever+bushing, mounting plate, screw pack, spanner wrench		
*	Available modified for Folger Adam Co.® Lever Track™. Specify 503 design and add $51.00. Not available in 629 or 630 finish.		
**	Knobs and levers default for 1 3/4" doors. Knobs also available for 1 3/8" doors, levers for 1 3/8", 2", 2 1/4" and 2 1/2" doors.		

Ordering instructions: Specify part number, lever style, finish, door thickness if not 1 3/4". Ex: 09-401 03 626.

Roses

Style	Rose Design	605	606	609	612	613	619	622	625	626	629	630	643e
Standard	A, B, C	▪	▪	▪	▪	▪	▪	▪	▪	▪	▪	▪	▪
Decorative	MER, AVA	▪	▪	▪			▪	▪	▪	▪			▪

Part Number	Description	Standard and Decorative
09-403	Inside Rose (includes mounting plate and screws)	$102.00
09-404	Outside Rose+Bushing	
09-508	Blank Outside Rose (not available MER or AVA)	

Ordering instructions: Specify part number, lever design + rose, finish. Ex: 09-404 03A 626. Lever design must be specified for proper bushing.

Escutcheons

Available finishes	605	606	609	612	613	619	622	625	626	629	630	643e
	▪	▪	▪	▪	▪	▪	▪	▪	▪	▪	▪	▪

Part Number	Description	L Escutcheon	N Escutcheon
Outside Escutcheon & Bushing			
09-614	O/S (add finish) 00L Escutcheon x Full Face Cylinder	$181	$181
09-615	O/S 630 00L Escutcheon Blank x Concealed Cylinder	181	181
09-636	Blank x lever or knob	181	181
09-637	Emergency turn x lever or knob		
09-638	Concealed cylinder x lever or knob		
09-639	Full face cylinder x lever or knob		
Inside Escutcheon			
09-632	Blank x lever or knob	181	181
09-633**	Thumbturn x lever or knob		
09-634**	Thumbturn x blank		
09-635	Full face cylinder x lever or knob		181
L583-187	Concealed cylinder x lever or knob		
**	Specify door thickness: 1 3/8" or 1 3/4"		

Ordering instructions: Specify part number, lever + escutcheon style, finish. Ex: 09-639 03L 626 (full face cylinder, 03 lever, L escutcheon, 626 finish).

MORTISE

L-34

Outside Lever/Knob and Rose/Escutcheon Assemblies

Style	Lever & Knob Design	605	606	609	612	613	619	622	625	626	629	630	643e
Standard	01⌛, 02⌛, 03, 05⌛, 06, 07, 12✋, 17, 18, 41⌛, 42⌛, OME⌛	▪	▪	▪	▪	▪	▪	▪	▪	▪	▪	▪	▪
	LAT⌛, LON⌛	▪	▪	▪			▪	▪	▪	▪	▪	▪	▪
	ACC✋, AST✋, MER✋	▪	▪	▪			▪	▪	▪	▪			▪
Decorative	M51, M52, M53⌛, M54⌛, M55⌛, M56⌛, M61⌛✋, M63⌛✋, M81, M82⌛, M83⌛, M84⌛, M85⌛✋, ME1⌛✋, ME2⌛✋, ME3⌛	▪	▪	▪			▪	▪	▪	▪	▪	▪	▪
	M57⌛✋, M62⌛✋										▪	▪	

⌛Extended Factory Lead Time ✋specify handing

Part Number	Description	Standard Levers	Decorative Levers
With A, B or C rose			
09-506	Outside Lever assembly	**$201**	**$216**
With Avanti or Merano Rose			
09-655	Outside lever assembly for AST w/Avanti rose or MER w/Merano rose only	**201**	**N/A**
With L or N Escutcheon			
09-550	Blank	**267**	**282**
09-551	Emergency turn		
09-552	Concealed cylinder (L escutcheon only)		
09-553	Full face cylinder		

Ordering instructions: Specify part number, lever style, rose/escutcheon, finish. Ex: 09-506 M53A 626 (outside assembly, M53 lever, A rose, 626 finish).

Armor Fronts, L9000 & L400-Series

Available Finishes		605	606	609	612	613	619	622	625	626	629	630	643e
		▪	▪	▪	▪	▪	▪	▪	▪	▪	▪	▪	▪
Part Number	**Description**	**Price Each**											
1 1/4" Wide (Standard armor size for 1 3/4" and larger door thicknesses)													
09-661	Blank (L9175, L9176)	**$37.00**											
09-662	Latch only (L9010, L9040, L9044)												
09-663	Latch x aux latch (L9050, L9056, L9060, L9070, L9071, L9080, L9082, L9090/91/92/93/94/95*)												
09-713	Latch x aux latch (L9076, L9077)												
09-664	Latch x deadbolt (L9440, L9444, L9456, L9457, L9465, L9466, L9473, L9496)												
09-665	Deadbolt (L9460, L9462, L9463, L9464)												
09-666	Latch x aux latch x deadbolt (L9453, L9458, L9480, L9485, L9486, L9492/93/94/95)												
09-717	Deadbolt armor (L460, L462, L463, L464, L480, L496)												
1 1/16" Wide (armor size for doors thinner than 1 3/4", including 1 3/8" doors)													
09-667	Blank (L9175, L9176)	**37.00**											
09-668	Latch only (L9010, L9040, L9044)												
09-669	Latch x aux latch (L9050, L9056, L9060, L9070, L9071, L9080, L9082L9090/91/92/93/94/95*)												
09-718	Latch x aux latch (L9076, L9077)												
09-670	Latch x deadbolt (L9440, L9444, L9456, L9457, L9465, L9466, L9473, L9496, L9492/93/94/95)												
09-671	Deadbolt (L9460, L9462, L9463, L9464)												
09-672	Latch x aux latch x deadbolt (L9453, L9458, L9480, L9485, L9486)												
*For L9090/91/92/93/94/95 models with DPS, use armor 09-666 (1 1/4" wide) or 09-670 (1 1/16 wide)													
Ordering instructions: Specify part number and finish. Ex: 09-662 626.													

10-072 L9000 Standard	**10-073** L9000 Deadbolt Standard	**10-079** L400 Deadbolt Standard	**10-078**	**10-091**
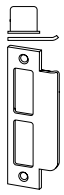	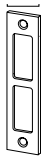	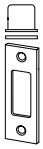		

Strikes, L9000 and L400 Series

Available Finishes		605	606	609	612	613	619	622	625	626	629	630	643e
		▪	▪	▪	▪	▪	▪	▪	▪	▪	▪	▪	▪
Part Number	**Description**	**Price Each**											
Strikes, L9000 Series													
10-072 1316	1 1/4" x 4 7/8" square corner strike + box. 1 3/16" lip length , standard L9000 strike	**$22.50**											
10-072 xx	1 1/4" x 4 7/8" square corner strike + box; specify lip length (xx) as 7/8", 1" or 1 1/2"	**22.50**											
10-072 xx	1 1/4" x 4 7/8" square corner strike + box; specify lip length (xx) as 1 3/4" or 2"	**57.50**											
10-073	Deadbolt lock strike, standard for L9460, L9462, L9463 and L9464	**27.40**											
10-075	1/2" rabbeted strike (for 1 3/4" doors, use with 1 1/16" armor front. Use 1 1/4" armor front for over 1 3/4"-2 1/4" doors extended equally)	**148.00**											
10-091	1 1/4" x 8" square corner armor strike, no box. Specify handing to inactive door	**101.00**											
K510-066	Strike box (finish not applicable)	**6.80**											
37-015	Door frame strike reinforcer (finish not applicable)	**25.00**											
Strikes, L400 Series													
10-078	1 1/4" x 4 7/8" square corner strike + box,	**$22.60**											
10-079	1 1/8" x 3 1/2" square corner strike + box, ANSI 115.5 prep , standard L400 strike												
K510-053	Strike box for 10-079 strike (finish not applicable)	**6.80**											
K510-066	Strike box for 10-078 strike (finish not applicable)												
Ordering instructions: Specify part number, lip length if required, and finish. Ex: 10-072 1316 626.													

K510-330	09-509	09-509 w/ ADA Thumbturn (L583-363)	L283-124	09-900
		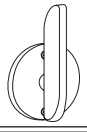		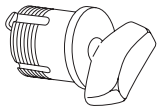

Emergency Button, Thumbturns, Coin Turns & Cylinder Turns

Available Finishes		605	606	609	612	613	619	622	625	626	629	630	643e
		▪	▪	▪	▪	▪	▪	▪	▪	▪	▪	▪	▪
Part Number	**Description**	**Price Each**											
Emergency Button & Emergency Turn Tool													
K510-330	Emergency Button, L9040 and L9440	**$15.20**											
L583-233	Emergency turn tool for L9040 and L9440. Specify finish as 458.	**19.10**											
Thumbturns													
09-509 027	Thumbturn for rose trim, 1 3/8"- 1 7/8" door range, extended equally	**71.10**											
09-509 033	Thumbturn for rose trim, >1 7/8"- 2 3/8" door range, extended equally												
09-509 040	Thumbturn for rose trim, >2 3/8"- 2 7/8" door range, extended equally												
09-509 047	Thumbturn for rose trim, >2 7/8"- 3 5/8" door range, extended equally												
L583-363 Suffix	ADA thumbturn upgrade, specify thumbturn p/n + L583-363	**Add $16.80 to 09-509 price**											
Coin Turns													
L283-124 19	Coin turn, L9044 and L9444, 1 3/8" - 1 1/2" door range, extended equally (EE)	**123.00**											
L283-124 23	Coin turn, L9044 and L9444, 1 5/8" - 1 7/8" door range, extended equally (EE)												
L283-124 25	Coin turn, L9044 and L9444, >1 7/8" - 2 1/8" door range, extended equally (EE)												
L283-124 31	Coin turn, L9044 and L9444, >2 1/8" - 2 5/8" door range, extended equally (EE)												
L283-124 37	Coin turn, L9044 and L9444, >2 5/8" - 2 7/8" door range, extended equally (EE)												
L283-124 43	Coin turn, L9044 and L9444, >2 7/8" - 3 3/8" door range, extended equally (EE)												
L283-124 48	Coin turn, L9044 and L9444, >3 3/8" - 3 5/8" door range, extended equally (EE)												
L283-056 19	Coin turn w/ torx screws, L9044 and L9444, 1 3/8" - 1 1/2" door range, EE	**134.00**											
L283-056 23	Coin turn w/ torx screws, L9044 and L9444, 1 5/8" - 1 7/8" door range, EE												
L283-056 25	Coin turn w/ torx screws, L9044 and L9444, >1 7/8" - 2 1/8" door range, EE												
L283-056 31	Coin turn w/ torx screws, L9044 and L9444, >2 1/8" - 2 5/8" door range, EE												
L283-056 37	Coin turn w/ torx screws, L9044 and L9444, >2 5/8" - 2 7/8" door range, EE												
L283-056 43	Coin turn w/ torx screws, L9044 and L9444, >2 7/8" - 3 3/8" door range, EE												
L283-056 48	Coin turn w/ torx screws, L9044 and L9444, >3 3/8" - 3 5/8" door range, EE												
EE = Extended Equally													
Note:	Coin turns not available in 612 or 613 finish												
Cylinder Turns ✋													
09-487 xx	Cylinder coin turn, specify dimension (xx) as 1 1/8", 1 1/4" or 1 3/8" (replaces XL12-196)	**$124.00**											
09-900 xx	Cylinder turn, specify dimension (xx) as 1 1/8", 1 1/4" or 1 3/8"	**121.00**											
09-900 xx	Cylinder turn, specify dimension (xx) as 1 1/2", 1 5/8" or 1 3/4"	**184.00**											
09-904 xx	Cylinder turn w/ compression ring, specify dimension (xx) as 1 1/8", 1 1/4" or 1 3/8"	**131.00**											
09-904 xx	Cylinder turn w/ compression ring, specify dimension (xx) as 1 1/2", 1 5/8" or 1 3/4"	**192.00**											
09-905	Cylinder turn w/ compression ring and 1/8" blocking ring for 1 3/4" doors	**142.00**											
✋	Specify door hand for cylinder turns if used with L463 or L9463.												
Note:	Cylinder turns not available in 629 or 630 finish												

Sectional Indicator	N Escutcheon Indicator	Available Messages LOCKED/OCCUPIED/DO NOT DISTURB/ lock symbol is white text on red background UNLOCKED/VACANT/unlocked symbol is black text on white background
		LOCKED / OCCUPIED / DO NOT DISTURB / UNLOCKED / VACANT /

Occupancy Indicators - 180 degree visibility (for Sectional (rose) or N Escutcheon trim)

Part Number	Description	605	606	609	619	622	625	626	629	630	643e
		▪	▪	▪	▪	▪	▪	▪	▪	▪	▪
Sectional trim - cylinder trim, for inside or outside of door											
L283-413	Indicator, Sectional, Cylinder - LOCKED/UNLOCKED	**$108.00**									
L283-414	Indicator, Sectional, Cylinder - OCCUPIED/VACANT										
L283-415	Indicator, Sectional, Cylinder - DO NOT DISTURB										
L283-416	Indicator, Sectional, Cylinder - symbols only										
Sectional trim - thumbturn, for inside of door											
L283-417	Indicator, Sectional, Thumbturn - LOCKED/UNLOCKED	**$108.00**									
L283-418	Indicator, Sectional, Thumbturn - OCCUPIED/VACANT										
L283-419	Indicator, Sectional, Thumbturn - DO NOT DISTURB										
L283-420	Indicator, Sectional, Thumbturn - symbols only										
Sectional trim - cointurn, for outside of door											
L283-421	Indicator, Sectional, Cointurn - LOCKED/UNLOCKED	**$108.00**									
L283-422	Indicator, Sectional, Cointurn - OCCUPIED/VACANT										
L283-423	Indicator, Sectional, Cointurn - DO NOT DISTURB										
L283-424	Indicator, Sectional, Cointurn - symbols only										
Sectional trim - privacy, for outside of door (NOTE: emergency override by small screwdriver, not emergency key)											
L283-425	Indicator, Sectional, Privacy - LOCKED/UNLOCKED	**$108.00**									
L283-426	Indicator, Sectional, Privacy - OCCUPIED/VACANT										
L283-427	Indicator, Sectional, Privacy - DO NOT DISTURB										
L283-428	Indicator, Sectional, Privacy - symbols only										
Escutcheon trim - cylinder trim, for inside of door											
L283-433	Indicator, N Escutcheon, Inside Cylinder - LOCKED/UNLOCKED	**$247.00**									
L283-434	Indicator, N Escutcheon, Inside Cylinder - OCCUPIED/VACANT										
L283-435	Indicator, N Escutcheon, Inside Cylinder - DO NOT DISTURB										
L283-436	Indicator, N Escutcheon, Inside Cylinder - symbols only										
Escutcheon trim - thumbturn trim, for inside of door											
L283-437	Indicator, N Escutcheon, Thumbturn - LOCKED/UNLOCKED	**$247.00**									
L283-438	Indicator, N Escutcheon, Thumbturn -OCCUPIED/VACANT										
L283-439	Indicator, N Escutcheon, Thumbturn - DO NOT DISTURB										
L283-440	Indicator, N Escutcheon, Thumbturn - symbols only										
Escutcheon trim -cylinder trim, for outside of door. (NOTE: Available 626 or 630 finish, with 03, 06, or 17 levers. Other levers/finishes require extended leadtimes.)											
L283-429	Indicator, N Escutcheon, Outside Cylinder - LOCKED/UNLOCKED	**$331.00**									
L283-430	Indicator, N Escutcheon, Outside Cylinder - VACANT/OCCUPIED										
L283-431	Indicator, N Escutcheon, Outside Cylinder - DO NOT DISTURB										
L283-432	Indicator, N Escutcheon, Outside Cylinder - symbols only										
Escutcheon trim -cointurn, for outside of door. (NOTE: Available 626 or 630 finish, with 03, 06, or 17 levers . Other levers/finishes require extended leadtimes.)											
L283-441	Indicator, N Escutcheon, Cointurn - LOCKED/UNLOCKED	**$331.00**									
L283-442	Indicator, N Escutcheon, Cointurn - VACANT/OCCUPIED										
L283-443	Indicator, N Escutcheon, Cointurn - DO NOT DISTURB										
L283-444	Indicator, N Escutcheon, Cointurn - symbols only										
Escutcheon trim -privacy, for outside of door. (NOTE: Available 626 or 630 finish, with 03, 06, or 17 levers. Other levers/finishes require extended leadtimes.)											
L283-445	Indicator, N Escutcheon, Privacy - LOCKED/UNLOCKED	**$331.00**									
L283-446	Indicator, N Escutcheon, Privacy - VACANT/OCCUPIED										
L283-447	Indicator, N Escutcheon, Privacy - DO NOT DISTURB										
L283-448	Indicator, N Escutcheon, Privacy - symbols only										
ADA Thumbturn											
L583-363 suffix	ADA thumbturn upgrade; specify indicator w/ thumbturn p/n + L583-363	**Add $16.80 to price**									
Note:	Addition of indicator may require additional door preparation. See installation instructions on-line for details										
Ordering Instructions: Specify part number and finish. EX: L283-437 L583-363 626 for N Esctuchen Locked/Unlocked indicator w/ ADA thumbturn in 626. Outside escutcheon indicators also require lever design EX: L283-441 03 626 for N escutcheon cointurn indicator with 03 lever in 626 finish . Only available for doors up o 2-1/4" thick EE.											
Parts											
L583-709	Message sign, LOCKED/UNLOCKED, for 180 degree indicator	**$30.10**									
L583-710	Message sign, OCCUPIED/VACANT, for 180 degree indicator										
L583-711	Message sign, DO NOT DISTURB/blank, for 180 degree indicator										
L583-712	Message sign, symbols only, for 180 degree indicator										
L583-705	Cam, 180 degree indicator, thumbturn and cointurn indicators	**3.00**									
L283-561	Cam and retaining ring kit, 180 degree indicator, cylinder and privacy indicators	**3.90**									
L283-736	Screw pack consisting of (2)L583-579 Mounting Plate Screws, (2)L583-899 Mounting Plate Screws, and (2)L583-755 Trim Screws(specify finish)	**19.30**									
L583-579	Sectional mounting plate screw, top	**3.60**									
L583-899	Sectional mounting plate screw, bottom	**3.60**									
L583-717	Sectional mounting plate, cylinder indicator	**48.00**									
L583-752	Sectional mounting plate, coin/privacy/thumbturn indicator	**48.00**									

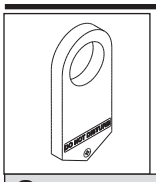

Occupancy Indicator - "old style" (for Sectional (rose) trim)

Available Finishes		605	606	609	612	613	619	622	625	626	629	630	643e
		▪	▪	▪	▪	▪	▪	▪	▪	▪	▪	▪	▪
Part Number	**Description**	**Price Each**											
09-611	"Do Not Disturb" occupancy indicator for rose trim. Includes driver bar L583-245	**$114.00**											
09-611 L583-375	"Occupied" occupancy indicator for rose trim. Includes driver bar L583-245	**134.00**											
09-611 XL11-986	"Locked" occupancy indicator for rose trim. Includes driver bar L583-245												
L583-245	Occupancy indicator driver bar	**5.70**											

Ordering instructions: Specify part number and finish. Ex: 09-611 L583-375 626

Escutcheon Thru-Bolts

Available Finishes		605	606	609	612	613	619	622	625	626	629	630	643e
		▪	▪	▪	▪	▪	▪	▪	▪	▪	▪	▪	▪
Part Number	**Description**	**Price Each**											
L Escutcheon Thru-bolts: two required per lock													
L583-119	L escutcheon thru bolts for 1 3/8" door thickness	**$6.20**											
L583-120	L escutcheon thru bolts for 1 3/4" door thickness												
L583-121	L escutcheon thru bolts for 2" door thickness												
L583-122	L escutcheon thru bolts for 2 1/4" door thickness												
L583-123	L escutcheon thru bolts for 2 1/2" door thickness	**7.30**											
L583-287	L escutcheon mounting screws for L9175 half-dummy function	**5.50**											
N Escutcheon Thru-Bolts: two required per lock													
K510-389	N escutcheon thru bolts for 1 3/4" door thickness	**7.30**											
K510-390	N escutcheon thru bolts for 2" to 2 1/4" door thickness												
L583-133	N Escutcheon mounting screws for L0170 single dummy function	**0.94**											

Ordering instructions: Specify part number and finish. Ex: L583-120 626.

Mounting Posts (Ferrules)

Part Number	Description	Price Each
L Mounting Posts (Ferrules): two required per lock		
L583-211	Mounting post for 1 3/8" door thickness	**$11.70**
L583-212	Mounting post for 1 3/4" door thickness	
L583-213	Mounting post for 2" door thickness	
L583-214	Mounting post for 2 1/4" door thickness	
L583-215	Mounting post for 2 1/2" door thickness	
L583-216	Mounting post for 2 3/4" door thickness	
L583-217	Mounting post for 3" door thickness	
L583-218	Mounting post for 3 1/4" door thickness	**30.00**
L583-219	Mounting post for 3 1/2" door thickness	
LV Mounting Posts (Ferrules): two required per lock		
L583-497	LV mounting post for 1 3/4" door thickness	**$24.60**
L583-498	LV mounting post for 2" door thickness	
L583-499	LV mounting post for 2 1/4" door thickness	
L583-500	LV mounting post for 2 1/2" door thickness	
L583-501	LV mounting post for 2 3/4" door thickness	
L583-502	LV mounting post for 3" door thickness	
L583-503	LV mounting post for 3 1/4" door thickness	**32.40**
L583-504	LV mounting post for 3 1/2" door thickness	

Ordering instructions: Specify part number.

Spindle & Springs

Part Number	Description	Price Each
Spindle & Spring Kits (qty two each)		
L283-198	Spindles and springs for 1-3/8" - 1 7/8" doors	**$16.00**
L283-199	Spindles and springs for 2" - 3 1/2" doors	**18.80**
Spindles & Springs (qty one each)		
L283-060	Spindle and spring for 1 3/8" - 1 7/8" doors (two required per lock)	**$8.00**
L283-061	Spindle and spring for 2" - 3 1/2" doors (two required per lock)	**9.90**
L283-064	Spindle and spring, L0172, L9091/93/95, L9493/95 (one required per lock)	**14.10**
L283-065	Spindle and spring, L0170 half dummy (one required per lock)	**7.50**

Ordering instructions: Specify part number.

Lock Cases

Part Number	Lock Function and Description	Price Each
L283-039	L9076, Classroom holdback	$384.00
	L9077, Classroom security holdback	
L283-062	L9440, Privacy with deadbolt	337.00
	L9444, Privacy with deadbolt and coin turn	
L283-099	L460, L462, L463, L464, L480, L496, Deadbolt	227.00
L283-126	L9056, Entrance w/ simultaneous retraction	384.00
L283-131	L9010, Passage	221.00
L283-132	L9040, Privacy	323.00
	L9044 Privacy with Coin turn	
L283-133	L9050, Office	384.00
	L9060, Apartment entrance	
	L9070, Classroom	
	L9071, Classroom security	
L283-134	L9080, Storeroom	384.00
	L9026 Exit Lock with Cylinder	
L283-137	L9453, Entrance	420.00
L283-138	L9456, Corridor	562.00
	L9457, Classroom security	
	L9496, Privacy w/ "Occupied" indicator	
L283-139	L9460, L9462, L9463, L9464, Deadbolt	290.00
L283-140	L9465, Closet	420.00
	L9466, Storeroom	
	L9473, Dormitory	
L283-141	L9480, Storeroom with deadbolt	529.00
	L9485, Faculty Restroom	
	L9486, Faculty Restroom	
L283-144	L9175, Single dummy	327.00
L283-145	L9176, Double dummy	327.00
L283-146	L9082, Institution	384.00
L283-310	L9458, Classroom security w/ deadbolt and aux latch	420.00
L283-314	LM9310, Passage	1193.00
	LM9325, Exit	
L283-316	LM9350, Office and Inner Entry	1398.00
	LM9370, Classroom	
	LM9371, Classroom Security	
	LM9380, Storeroom	
L283-750	L9025 Exit Lock	264.00
Notes	1) Includes lock case only. Armors, strikes, mounting screws, and cylinders must be ordered separately.	
	2) All lock cases are shipped right hand.	

LV Lock Cases

Part Number	Lock Function and Description	Price Each
L283-170	LV9050, Office and Inner Entry Lock	$483.00
	LV9060, Apartment Entrance Lock	
	LV9070, Classroom Lock	
	LV9071, Classroom Security Lock	
L283-171	LV9040, Bath/Bedroom Privacy Lock	424.00
	LV9044, Privacy Lock With Coin Turn Outside	
L283-172	LV9076, Classroom Holdback Lock	483.00
	LV9077, Classroom Security Holdback Lock	
L283-173	LV9080, Storeroom Lock	483.00
L283-176	LV9453, Entrance Lock	521.00
L283-177	LV9456, Corridor Lock	521.00
	LV9457, Classroom Security Lock	
	LV9496, LV9486 Lock With "OCCUPIED" Indicator	
L283-178	LV9480, Storeroom Lock With Deadbolt	628.00
	LV9485, Faculty Restroom	
	LV9486, Faculty Restroom w/"Do Not Disturb" Indicator	
L283-180	LV9056, LV9050 Lock With Simultaneous Retraction	483.00
L283-181	LV9440, Privacy Lock With Deadbolt	446.00
	LV9444, Privacy Lock With Deadbolt and Coin Turn Outside	
L283-182	LV9082, Institution Lock	483.00
L283-311	LV9458, Classroom security w/ deadbolt and aux latch	521.00
L283-317	LMV9350, Office and Inner Entry	1,498.00
	LMV9370, Classroom	
	LMV9371, Classroom Security	
	LMV9380, Storeroom	

Electrified Lock Cases

Part Number	Lock Function and Description	Price Each
L283-347	L9090/L9092/L9094 electrified chassis. Specify EL (electrically locking) or EU (electrically unlocking)	**695.00**
L283-392	L9090/92/94 electrified chassis w/ RX. Specify EL or EU operation	**882.00**
L283-393	L9090/92/94 electrified chassis w/ LX. Specify EL or EU operation	**882.00**
L283-479	L9090/92/94 electrified chassis w/ DPS. Specify EL or EU operation.	**882.00**
L283-394	L9090/92/94 electrified chassis w/ RX & LX. Specify EL or EU operation	**1,069.00**
L283-481	L9090/92/94 electrified chassis w/ RX & DPS. Specify EL or EU operation	**1,069.00**
L283-483	L9090/92/94 electrified chassis w/ RX, LX & DPS. Specify El or EU operation	**1,259.00**
L283-395	L9091/L9093/L9095 electrified chassis. Specify EL (electrically locking) or EU (electrically unlocking)	**695.00**
L283-396	L9091/93/95 electrified chassis w/ RX. Specify EL or EU operation	**882.00**
L283-397	L9091/93/95 electrified chassis w/ LX. Specify EL or EU operation	**882.00**
L283-480	L9091/93/95 electrified chassis w/ DPS. Specify EL or EU operation	**882.00**
L283-398	L9091/93/95 electrified chassis w/ RX & LX. Specify EL or EU operation	**1,069.00**
L283-482	L9091/93/95 electrified chassis w/ RX & DPS. Specify EL or EU operation	**1,069.00**
L283-484	L9091/93/95 electrified chassis w/ RX, LX & DPS. Specify EL or EU operation	**1,259.00**
L283-467	L9492/94 electrified chassis. Specify EL or EU operation	**733.00**
L283-469	L9492/94 electrified chassis w/ RX. Specify EL or EU operation	**922.00**
L283-471	L9492/94 electrified chassis w/ DBM. Specify EL or EU operation	**922.00**
L283-473	L9492/94 electrified chassis w/ RX & DBM. Specify EL or EU operation	**1,108.00**
L283-475	L9492/94 electrified chassis w/ RX, LX & DBM. Specify EL or EU operation	**1,296.00**
L283-468	L9493/95 electrified chassis. Specify EL or EU operation	**733.00**
L283-470	L9493/95 electrified chassis w/ RX. Specify EL or EU operation	**922.00**
L283-472	L9493/95 electrified chassis w/ DBM. Specify EL or EU operation	**922.00**
L283-474	L9493/95 electrified chassis w/ RX & DBM. Specify EL or EU operation	**1,108.00**
L283-476	L9493/95 electrified chassis w/ RX, LX & DBM. Specify EL or EU operation	**1,296.00**

Miscellaneous Parts

Part Number	Description	Price Each
36-080	O-ring, L9080 EL/EU	**$3.10**
39-042	Plastic lock case cover for display - for locks manufactured after January, 1998	**94.90**
K110-550	Pack of truarc ring (1), spacer (2), knobs	**8.70**
K510-320	Wood plug, dummy, L0170, L0172	**8.90**
K510-842	Electrified lock bushing, L9080 EL/EU	**1.20**
L283-003	Deadbolt (except L9453, L9465, L9466, L9473)	**58.00**
L283-004	Entrance deadbolt, L9453	**58.00**
L283-006	Auxiliary latchbolt assembly	**18.40**
L283-008	Latchbolt assembly (except L9076)	**58.00**
L283-010	Locking link, L9076	**18.70**
L283-029	(2) Spacers for ANSI A115.1 metal door preparations	**37.00**
L283-030	Pack of 20 truarc rings, levers	**21.90**
L283-031	Mounting plate, inside lever	**20.10**
L283-040	Spring cage (1 required per lever)	**9.90**
L283-049	Latchbolt assembly, L9076	**58.00**
L283-055	Cylinder retainer plate and screw - for locks manufactured after April, 1994	**18.40**
L283-057	(2) Mounting Post, (2) Screws, L-Series, OSU	**28.80**
L283-075	Deadbolt, L9465, L9466, L9473	**58.10**
L283-112	Lock case, L9000-Series - for locks manufactured after January, 1998.	**58.10**
L283-127	Lock case and cover, L400-Series	**83.30**
L283-128	Lock case, L400-Series. See L283-127 for sellable part.	**—**
L283-150	Mounting plate for inside rose trim on one side of door only	**40.40**
L283-452	RX Module for L909x series electrified mortise	**188.00**
L583-004	Standoff post	**2.50**
L583-015	Latchbolt guide	**3.80**
L583-748	Retractor hub (2 required per lock) - replaces L583-019	**4.30**
L583-020	Retractor hub spacer	**4.50**
L583-021	Retractor lever	**3.90**
L583-022	Retractor rocker	**3.10**
L583-023	Blocking plates	**3.80**
L583-024	Retractor link	**8.00**
L583-025	Retractor crank	**8.00**
L583-026	Hub spring	**1.50**
L583-027	Fire door fuse	**2.60**
L583-028	Fire door catch	**3.10**
L583-029	Turn hub	**19.70**
L583-030	Entrance hub	**15.90**
L583-031	Cam follower	**10.60**
L583-035	Turn hub spring	**3.80**
L583-038	Auxiliary bar guide	**3.00**
L583-043	Locking catch, L9080 EL/EU	**19.60**
L583-044	Stop spring	**1.90**
L583-045	Locking catch (except L9080 EL/EU)	**20.10**
L583-047	Catch spring	**4.50**
L583-048	Locking link (except L9076)	**4.50**
L583-049	Entrance link	**7.50**
L583-050	Link pin	**1.90**
L583-051	Transfer lever	**1.90**
L583-053	Simultaneous retractor (except L9040 and L9056)	**8.00**
L583-056	Catch pin	**3.90**
L583-057	Spindle anchor	**31.50**
L583-058	Simultaneous retractor, L9040, L9056	**8.40**
L583-063	Spring retainer, L9080 EL/EU	**8.80**
L583-064	Solenoid spring, L9080 EL/EU	**2.90**

Miscellaneous Parts (cont'd)

Part Number	Description	Price Each
L583-065	Electrified link, L9080 EL/EU	**12.20**
L583-066	Mounting plate screw (2 required per lock)	**1.40**
L583-156	Transfer lifter	**7.40**
L583-174	Holdback dog, L9076	**6.20**
L583-192	Dog spring, L9076	**0.60**
L583-196	Auxiliary stop	**6.10**
L583-286	Mounting bar, L0170, L0172	**24.60**
L583-290	Mounting plate screw, knob dummy trim, L0170, L9175	**1.50**
L583-291	Mounting plate screw, lever dummy trim, L0170, L9175	**1.50**
L583-321	Mounting plate, inside knob	**7.40**
L583-322	Spacer for fixed levers	**3.90**
L583-426	Faceplate tab 1 1/4" - for locks manufactured after July, 1994	**5.30**
L583-427	Faceplate tab 1 1/16" - for locks manufactured after July, 1994	**6.10**
L583-454	Case cover screw (4 required per L9000-Series lock case; 3 required per L400-Series lock case)	**1.50**
L583-468	Dummy spindle anchor	**134.00**
L583-481	Cylinder retainer screw - for locks manufactured after April, 1994	**2.90**
L583-485	Lock handing screw - for locks manufactured after April, 1994	**1.80**
L583-490	Cylinder retainer - for locks manufactured after January, 1998	**7.20**
L583-492	Cylinder retainer screw plate - for locks manufactured after April, 1994	**3.50**
L583-494	Lock case cover, L400-Series. See L283-127 for sellable part.	**25.80**
L583-496	Lock case cover, L9000-Series - for locks manufactured after January, 1998	**40.10**
L583-760	DPS magnet	**15.70**
L583-761	DPS magnet tray	**15.70**

Ligature Resistant Conversion Kits - *for 1-3/4" thick doors only*

Part Number	Converts	Contents	Conversion Instructions	Price Each
Convert to SK1 Ligature Resistant Knob				
09-155	L9010, L9060, L9070, L9071, L9076, L9077, L9080, L9092EL/EU L9082, L9095EL/EU, L9176, L9457, L9458, L9465, L9466, L9482, to ligature resistant	(2) ligature resistant knob assemblies (2) ligature resistant blocking rings	See instruction sheet	**$1,248.00**
09-156	L9050, L9056, L9412, L9453, L9456, L9460 w/ pull, L9473, L9480, L9485, to ligature resistant	(2) ligature resistant knob assemblies (1) ligature resistant blocking ring (1) ligature resistant thumbturn assembly		**1,564.00**
09-159	L9040, L9440 to ligature resistant	(2) ligature resistant knob assemblies (1) ligature resistant thubturn assembly (1) emergency ADA turn (1) emergency button		**1,564.00**
Convert to SL1 Ligature Resistant Lever				
09-138	L9010, L9060, L9070, L9071, L9076, L9077, L9080, L9092EL/EU, L9082, L9095EL/EU, L9176, L9457, L9458, L9465, L9466, L9482, to ligature resistant	(2) ligature resistant lever assemblies (2) ligature resistant blocking rings (2) trim ferrules	See instruction sheet	**$1,627.00**
09-139	L9050, L9056, L9412, L9453, L9456, L9460 w/ pull, L9473, L9480, L9485, to ligature resistant	(2) ligature resistant lever assemblies (1) ligature resistant blocking ring (1) ligature resistant thumbturn assembly (2) trim ferrules		**1,943.00**
09-189	L9040, L9440 to ligature resistant	ligature resistant lever assemblies (1) ligature resistant thubturn assembly (1) emergency ADA turn (1) emergency button (2) trim ferrules		**1,943.00**
Deadbolt conversion to Ligature Resistant				
09-157	L462, L464, L9462, L9464 to ligature resistant	(2) ligature resistant blocking rings		**$148.00**
09-158	L460, L480, L9460 to ligature resistant	(1) ligature resistant blocking ring (1) ligature resistant thumbturn assembly		**779.00**

Notes
1) For 1 3/4" doors w/ sectional trim only.
2) Available in 630 (Satin Stainless Steel) or 630AM (Satin Stainless Steel Anti-Microbial) finish only.
3) If applicable please specify "P" for (P) cylinder types, "R" for (R,J,F,T) cylinder types, and "BD" for (BD, BDC, GD, HD) cylinder types following the part number. Not available with the "L" cylinder option (lock less cylinder).

Classroom Security Function Conversion Kits

Part Number	Converts	Contents	Conversion Instructions	Price Each
Rose Trim				
38-090	L9070P to L9071P L9076P to L9077P	(1) 30-001-118 Cylinder (2) 36-082-018 Blocking Ring	Add cylinder and 1 blocking ring to inside. Add 1 blocking ring to outside.	**$124.00**
38-091	L9070R to L9071R L9076R to L9077R	(1) 30-008 Cylinder (2) 36-082-050 Blocking Ring	Add cylinder and 1 blocking ring to inside. Use 1 blocking ring to replace existing outside blocking ring.	**200.00**
38-092	L9070BD to L9071BD L9076BD to L9077BD	(1) 80-108 Cylinder (2) 36-082-050 Blocking Ring		**124.00**
L Escutcheon Trim				
38-093	L9070P to L9071P L9076P to L9077P	(1) 30-001-118 Cylinder (includes Compression Spring and Ring) (1) 36-082-012 Blocking Ring (1) 09-635 Escutcheon	Replace existing inside escutcheon. Add cylinder and compression spring only to inside. Add compression ring only to outside.*	**$279.00**
38-094	L9070R to L9071R L9076R to L9077R	(1) 30-008 Cylinder (1) 36-082-012 Blocking Ring (1) 09-635 Escutcheon	Replace existing inside escutcheon. Add cylinder and blocking ring to inside.	**279.00**
38-095	L9070BD to L9071BD L9076BD to L9077BD	(1) 80-108 Cylinder (1) 09-635 Escutcheon	Replace existing inside escutcheon. Add cylinder to inside.	**199.00**
* Also add blocking ring to outside of 1 5/8" doors. Use compression spring only on outside of 1 7/8" doors.				
Notes	1) Specify finish and keying.			
	2) Subject to same discount as L-Series Locks.			
	3) Use of these kits requires drilling hole in door for inside cylinder.			

Vandlgard Retrofit Kit - *Specify door thickness (1 3/4" - 3 5/8") when ordering*

Part Number	Converts	Contents	Conversion Instructions	Note	Price Each
Rose Trim					
39-034	L to LV L9040 L9076 L9496 L9044 L9080 L9060 L9440 L9453 L9071 L9444 L9456 L9077 L9050 L9480 L9082 L9056 L9485 L9457 L9070 L9486	(1) L283-200 Mounting Post Pack (1) L583-345 24061897 Catch Retractor (1) L283-147 Retractor Assembly (1) L583-383 Crank Retractor (1) L583-386 Bottom Hub (1) L583-387 Top Hub (1) P515-528 Handing Label (1) P515-683 Instruction Sheet	Please refer to instruction sheet.	For L9080, L9480, L9485 and L9486 functions, add to kit (1) L283-040 Spring Cage.	**$63.80**
39-234	L9082 and L9482 to LV9082 and LV9482	(1) L283-200 Mounting Post Pack (1) L583-346 Spacer (1) L583-386 Bottom Hub (1) L583-387 Top Hub (1) P515-528 Handing Label (1) P515-683 Instruction Sheet	Please refer to instruction sheet. For first time users, an instructional video is available.	Add to kit (2) L283-040 Spring Cages	**58.50**

LM9300 Three-Point Lock Parts

Part Number	Description	List
24358830	LM9300 rodset 6' 8" - 8' 0" doors, 39" centerline	**$2,350.00**
24457715	LM9300 rodset 4' 0" - 5' 11" doors, 26" centerline	**2,350.00**
24457723	LM9300 rodset 3' 1" - 3' 11" doors, 15" centerline	**2,350.00**
24353625	LM9300 strike package (top and bottom strikes, floor, anchors, screws)	**113.00**
Note	LM9300 rodsets require specially prepped door from Steelcraft	

Screw Packs

Available Finishes		605	606	609	612	613	619	622	625	626	629	630	643e
		▪	▪	▪	▪	▪	▪	▪	▪	▪	▪	▪	▪
Part Number	**Description**	**Price Each**											
Standard Screw Packs													
C203-736	Lock Case Screws: contains (2) C603-256, #12-24 WMS PFH. Specify 455 Finish.	**$6.60**											
C203-736	Strike Screws: Contains: (2) C603-256, #12-24 WMS PFH.												
K110-020	Armor Front Screws: Contains (2) K510-210, #8-32 x 1/4" MS PFH	**0.90**											
K110-947	Rose Trim Thumbturn screws: Contains: (2) K510-445, #4 x 1/2" POH AB	**8.20**											
L283-100	Trim Mount Screws & Posts, 1 3/4" door: Contains: (2) L583-066, #8-32 x 1/2" PFH (2) L583-212, 1 3/4" posts. Finish not required.	**28.80**											
L283-101	L escutcheon thru-bolts, 1 3/4" doors Contains: (2) L583-120	**11.50**											
L283-154 xx	Part pack for L mortise. Specify finish (xx) Contains: (2) spindles, (2) spindle spring, (2) ferrules, (2) ferrule screws, (2) mounting screws, (2) armor screws, (2) strike screws	**45.00**											
L583-585	Set screw, SK1 knob / SL1 lever	**4.60**											
MS = Metal Screw WMS = Wood/Metal Screw PFH = Phillips Flat Head POH = Phillips Oval Head													
Torx® Screw Packs*													
L283-121	Rose trim w/o thumbturn. Contains: (2) armor screws, #8-32 x 1/4" (T-15) (2) strike screws, #12-24 x 1/2" (T-20)	**$22.10**											
L283-122	Rose trim w/ thumbturn. Contains: (2) armor screws, #8-32 x 1/4" (T-15) (2) strike screws, #12-24 x 1/2" (T-20) (2) thumbturn screws, #4 x 1/2" (T-8)												
L283-123	L Escutcheon for 1 3/4" doors. Contains: (2) armor screws, #8-32 x 1/4" (T-15) (2) esc. screws, 1/4-28 x 2 1/8" (T-30) (2) strike screws, #12-24 x 1/2" (T-20)												
XL11-848⌛	N Escutcheon for 1 3/4" doors. Contains: (2) armor screws, #8-32 x 1/4" (T-15) (2) strike screws, #12-24 x 1/2" (T-20) (2) esc. screws, #8-32 x 1 1/2" (T-20)												
*	Torx screw packs furnished with appropriate T-xx installation tool.												
⌛	Extended lead time												
Ordering instructions: Specify part number and finish. Ex: L283-123 626.													

Special Parts

Available Finishes		605	606	609	612	613	619	622	625	626	629	630	643e
		▪	▪	▪	▪	▪	▪	▪	▪	▪	▪	▪	▪
Part Number	**Description**	**Price Each**											
XL11-422	Solid latchbolt (nylon insert) for use with electric strikes. Finish not required. Price listed is adder to lock	**$107.00**											
XB11-720	Mortise cylinder turn unit with ADA compliant style thumbturn. Price listed is adder to 09-900, 09-904, 09-905 or 09-907	**121.00**											
XK10-992	10-072 strike with >2" thru 6" lip. Specify lip length on order	**203.00**											
XL11-515	1/8" thick lead plate. Specify lock function and door hand on order	**507.00**											
XL11-634	Blank inside L escutcheon	**316.00**											
XL11-636	Blank outside L or N escutcheon. Specify L or N on order.	**434.00**											
XL11-743	Armor front with cutout to receive deadbolt only, for use with L9110, L9175 and L9176 dummy functions	**132.00**											
XL11-820	Strike, 1 3/16" lip, one hole for latching functions, RH & LHR doors	**42.70**											
XL11-821	Strike, 1 3/16" lip, one hole for latching functions, LH & RHR doors												

Mortise Cylinders

Available Finishes	605	606	609	612	613	619	622	625	626	629	630	643e
	▪	▪	▪	▪	▪	▪	▪	▪	▪	▪	▪	▪

Cam	Description	Cylinder Mechanism	Complete Cylinder	Price Each Open	Price Each Restricted
L583-474 For cyl. length 1 1/8", 1 3/8", 1 5/8" 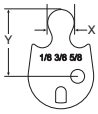 Dim. X = .261 Y = .644	Cylinder Only: L & N Escutcheons	Standard	30-021	**$74.00**	**$91.50**
		Primus Controlled Access	20-793	**153.00**	
		Primus XP Controlled Access	20-793-XP		
		Primus UL437	20-593	**186.00**	
		Primus XP UL437	20-593-XP		
		Hotel Function (Standard)	30-022	**117.00**	**134.50**
L583-475 For cyl. length 1 1/4", 1 1/2", 1 3/4" 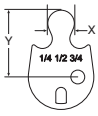 Dim. X = .261 Y = .644	Cylinder With Compression Ring & Spring: Rose Trim	Standard	30-001	**85.00**	**102.50**
		Everest 29 SL (R/B Keyways only)	91-062		**$102.50**
		Primus Controlled Access	20-787	**163.00**	
		Primus XP Controlled Access	20-787-XP		
		Everest 29 SL Primus XP (R/B Keyways only)	91-757-XP		**$163.00**
		Primus UL437	20-587	**195.00**	
		Primus XP UL437	20-587-XP		
		Primus Lockout	20-717	**220.00**	
		Primus XP Lockout	20-717-XP		
		Primus UL437 Lockout	20-517	**237.00**	
		Primus XP UL437 Lockout	20-517-XP		
		Hotel Function (Standard)	30-002	**123.00**	**140.50**
Schlage L9060 Outside and Other Straight Cam Applications					
L583-476 For cyl. length 1 1/8", 1 3/8", 1 5/8" 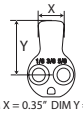 DIM X = 0.35" DIM Y = 0.72"	Cylinder Only: L & N Escutcheons	Standard	26-021	**$74.00**	**$91.50**
		Everest 29 SL (R/B Keyways only)	91-059		
		Primus Controlled Access	20-701	**153.00**	
		Primus XP Controlled Access	20-701-XP		
		Primus XP Everest 29 SL (R/B Keyways only)	91-759-XP		**186.00**
		Primus UL437	20-501	**186.00**	
		Primus XP UL437	20-501-XP		
L583-477 For cyl. length 1 1/4", 1 1/2", 1 3/4" 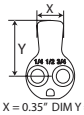 DIM X = 0.35" DIM Y = 0.72"	Cylinder With Compression Ring & Spring: Rose Trim	Standard	20-001	**85.00**	**102.50**
		Everest 29 SL (R/B Keyways only)	91-051		**102.50**
		Primus Controlled Access	20-700	**163.00**	
		Primus XP Controlled Access	20-700-XP		
		Primus XP Everest 29 SL (R/B Keyways only)	91-751-XP		**186.00**
		Primus UL437	20-500	**195.00**	
		Primus XP UL437	20-500-XP		
		Primus Lockout	20-715	**220.00**	
		Primus XP Lockout	20-715-XP		
		Primus UL437 Lockout	20-515	**237.00**	
		Primus XP UL437 Lockout	20-515-XP		

Notes:

- Prices apply to 1 1/8", 1 1/4" and 1 3/8". For 1 1/2", 1 5/8" and 1 3/4" add $45.30. See Special Cylinders for 2" - 5" long cylinders.
- 1 1/8" (Dim = 118) cylinders are furnished unless otherwise specified. Cylinder lengths depend on function, trim and door thickness. See page CYL-36 for required dimension.
- SL cylinders available in 1 1/8" and 1 1/4" lengths only

Allegion Connect Harnesses - Prices listed are net, discounting does not apply

Part Number	Description	Price Each
Harnesses with Molex Connectors on both ends (for use with Hollow Metal Doors)		
CON-6	6" Wire Harness (internal p/n 106190-00)	**$10.50**
CON-12	12" Wire Harness (internal p/n 106191-00)	**14.00**
CON-26	26" Wire Harness (internal p/n 106192-00)	**15.80**
CON-32	32" Wire Harness (internal p/n 106193-00)	**16.90**
CON-38	38" Wire Harness (internal p/n 106194-00)	**18.50**
CON-44	44" Wire Harness (internal p/n 106195-00)	**18.00**
CON-50	50" Wire Harness (internal p/n 106196-00)	**18.50**
CON-192	192" Wire Harness (internal p/n 106197-00)	**44.20**
Harnesses with Molex Connector on one end, crimped pins on other w/ attachable Molex connector (for use with Wood Doors)		
CON-6P	6" Wire Harness (internal p/n 106201-00)	**$13.40**
CON-12P	12" Wire Harness (internal p/n 106202-00)	**16.90**
CON-26P	26" Wire Harness (internal p/n 106203-00)	**18.50**
CON-32P	32" Wire Harness (internal p/n 106204-00)	**19.80**
CON-38P	38" Wire Harness (internal p/n 106205-00)	**20.30**
CON-44P	44" Wire Harness (internal p/n 106206-00)	**20.90**
CON-50P	50" Wire Harness (internal p/n 106207-00)	**21.50**
CON-192P	192" Wire Harness (internal p/n 106208-00)	**46.50**
Harness with Molex Connector on one end, stripped leads on other (for connection to power supply)		
CON-6W	6" extension to power supply (internal p/n 106210-00)	**$13.40**
Service Kit		
CON-KIT	Connector Service Kit (internal p/n 050823-00-00) contains: -100 each male & female terminals -10 each 4-pin and 8-pin male connectors -10 each 4-pin and 8-pin female connectors - 1 extraction tool"	**$111.00**

LM9200 · Series

Concealed two-point latching system for wood or hollow metal doors

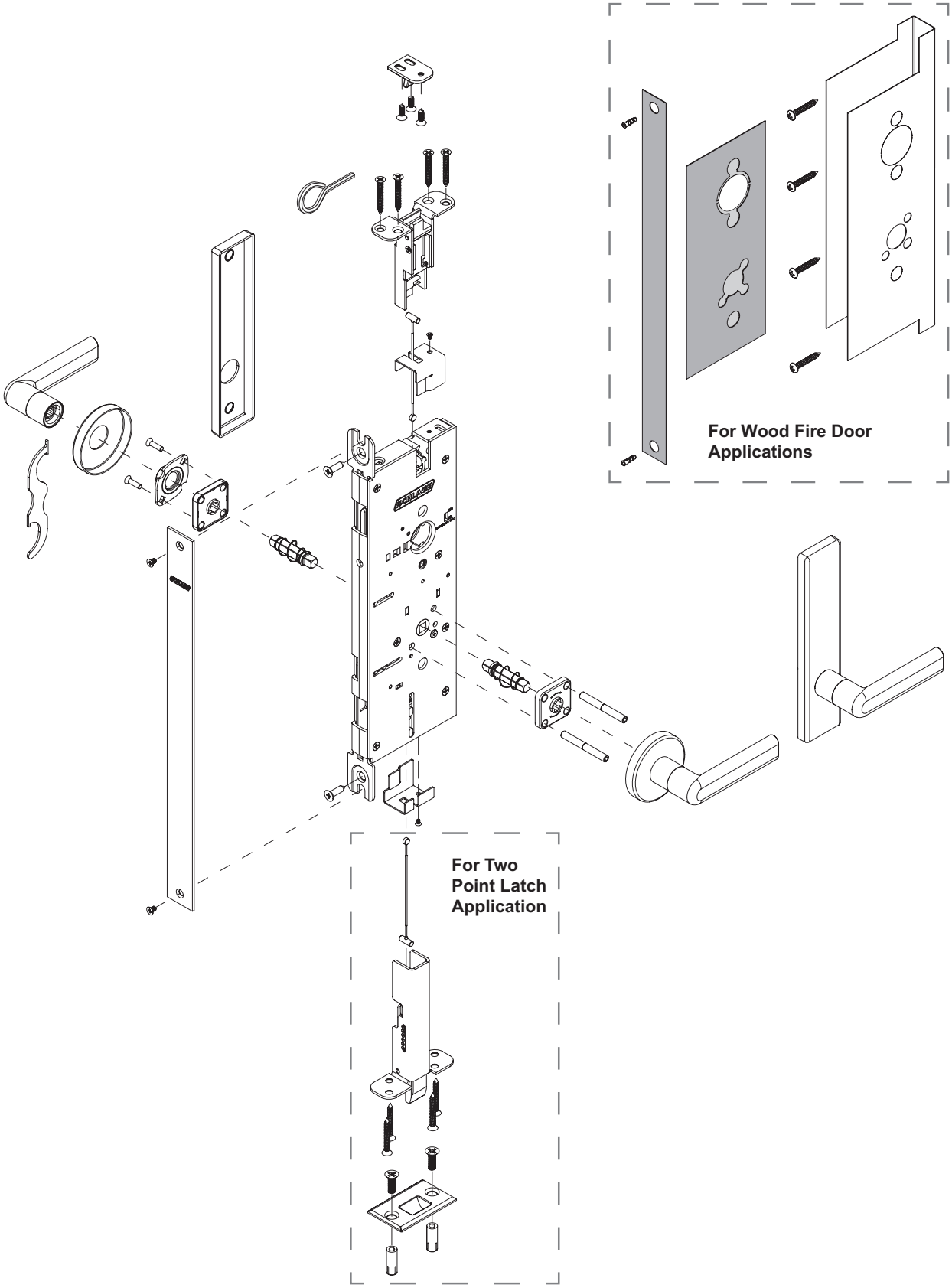

NOTE: LM9200 series requires unique factory-prepped doors; please contact sales representative for list of compatible door manufacturers.

LM9200 · Series

Ordering Procedures

To order Schlage products, descriptive data should be in the sequence as shown below.

Line Item	Qty	Product	Outside		Inside		Hand	Latch	Strike	Dr Thk	Ext	DIM	Additional Details
			DES	FIN	DES	FIN							
1	1	LM9250P	06A	626	17B	643e	RH	LBL	–	134	–	7'0"	KA

Line Item: Line item number
Qty: Quantity
Product: Product function + cylinder code. No suffix is required for non-firerated wood or hollow metal doors; use 'F' suffix for firerated wood doors and 'M' suffix for firerated hollow metal doors.
Outside Des: Outside lever design + rose/escutcheon code
Outside Fin: Outside finish
Inside Des: Inside lever design + rose/escutcheon code; specify only if different from outside
Inside Fin: Inside finish; specify only if different from outside
Hand: Hand of door (LH, LR, RH, RR)
Latch: specify LBL (Less Bottom Latch) if top-latch only solution desired
Strike: Not applicable; product ships with standard strikes only
Dr Thk: Door Thickness; leave blank for standard thickness (1 3/4") or specify if non standard. Example: 200 = 2", 214 = 2 1/4"
Ext: Extension, enter one of the following when door thckness 2" or greater are specified: EE = Extended Equally, EI = Extended Inside, EO = Extended Outside
Dim: Height of door (6'8"-10'0" for non-fire rated openings, 6'8"-8'0" for fire rated openings)
Additional Details: Enter additional detail for keying information or special requirements

Common Pricing Information	
1.	Locks are furnished with standard features unless otherwise specified.
2.	Door thickness is 1 ¾" unless otherwise specified.
3.	Split finishes and designs will be priced at the highest list price of the design and/or finish.
4.	⌛ denotes a lock or part that requires an extended lead time.
5.	✋ denotes a handed product and requires handing to be specified.
6.	For all restricted keyways (Everest D, Everest 29 T, Quad, Numbered, Reversed) add $17.50. This does not apply to Primus cylinders. See Terms and Conditions for ordering information and requirements.
7.	Locks, keys and cylinders containing restricted keyways require additional documentation to order. Please see Terms and Conditions for the specific requirements.
8.	Keyway must be specified for keyed functions and cylinders. If not specified, default keyway will be S123 for KA, KD and 0-bitted product and S145 for Factory managed masterkey systems.
9.	Multiple keying options are available. Locks and cylinders are furnished KD unless otherwise specified or excepted by notation.
10.	Control Keys for permanent and construction cores are not included with the lock or cylinder and must be ordered separately.
11.	Locks specified C keyway and KD will receive 6 pin cylinders keyed 5 pin with 5 pin keys. Locks specified 0-bitted will receive 6 pin cylinders with 6 pin keys.
12.	Full Size Interchangeable Cores (FSIC) are furnished 1-bitted unless otherwise specified. If 0-bitted is selected, the order will be entered as 1-bitted. This does not apply to FSIC Primus® cores.
13.	Conventional standard pinned cylinders, Primus cylinders (conventional and FSIC) can be supplied 0-bitted. If 1-bitted is selected, the order will be entered as 0-bitted.
14.	Available plug face finishes are 606 and 626. For brass or bronze finish colors, the plug face finish is 606. For chrome, nickel or stainless steel finish colors, the plug face finish is 626.
15.	Locks and cylinders will be furnished with 2 keys each as standard. Additional keys will be charge at the additional cut keys charge appropriate for the cylinder/key type

Table of Contents

Functions **LM-4**
Complete Locks **LM-6**
Standard Lever Collection A, B or C Rose Trim LM-6
Standard Lever Collection Escutcheon Trim LM-8
M Lever Collection A, B or C Rose Trim LM-10
M Lever Collection Escutcheon Trim LM-12
Options **LM-14**
Cylinder Options LM-14
Locks Less Components LM-15
Non-Standard Door Thickness LM-15
Indicators (for Sectional (rose) or N Escutcheon Trim) .. LM-16
Tactile Warning LM-16
ADA Thumbturn LM-16
Lever Trak LM-16
Anti-Microbial Coating LM-16
Parts **LM-17**
Levers & Knobs, Roses, Escutcheons LM-17
Outside Lever/Knob Assemblies LM-18
Armor Fronts & Strikes LM-18
Buttons, Thumbturns, Coin Turns, Cylinder Turns LM-19
Occupancy Indicators LM-19
Thru-Bolts LM-20
Mounting Posts LM-20
Springs & Spindles LM-20
Lock Cases LM-21
Latch Kits LM-21
Strikes LM-21
Cables LM-21
Fire Rated Components LM-21
Miscellaneous Parts LM-22
Mortise Cylinders LM-23
Allegion Connect Harnesses LM-24
Complete Cylinders **See Cylinders Section**
How To Order **Forms & Examples**

BAA/ARRA
Contact your local RSO or
Sales Rep. for ordering details

Product Identification

LM92 50 F P

Cylinder Suffix
- **P** = 6-Pin Full Face Mortise Cylinder with Schlage Logo*
- **L** = Less Full Face Cylinder
- **W** = Less Concealed Cylinder
- **R** = Full Size Interchangeable Core with Schlage Logo
- **J** = Less Full Size Interchangeable Core
- **M** = Everest 29 SL Full Size Interchangeable Core
- **F** = Full Size Interchangeable Core Less Schlage Logo
- **T** = Full Size Construction Core
- **B** = Less SFIC
- **BDC** = Disposable SFIC
- **G** = Everest 29 Patented SFIC
- **H** = Construction SFIC
- **Z** = Everest SL 7 pin Cylinder

UL Listing Suffix
- **F** = UL Listed for wood doors
- **M** = UL listed for hollow metal doors

Function

Lock Series Prefix

SFIC = Small Format (Best® Style) Interchangeable Core

Finish Codes and Descriptions

Code		Description
605	(US 3)	Bright Brass
606	(US 4)	Satin Brass
609	(US 5)	Antique Brass
612	(US10)	Satin Bronze
613	(US10B)	Oil Rubbed Bronze
619	(US 15)	Satin Nickel
622	(US19)	Matte Black
625	(US 26)	Bright Chromium Plated
626	(US 26D)	Satin Chromium Plated
626AM		Antimicrobial Coating on Satin Chromium
629	(US 32)	Bright Stainless Steel
630	(US 32D)	Satin Stainless Steel
630AM		Antimicrobial Coating on Satin Stainless Steel
643e	(US 11)	Aged Bronze

Standard Features

BHMA CERTIFIED

Certifications	Wood door applications: available UL listed for 60 minute fire door with two point latch or 20 minute fire door with top latch only. (Does not meet Canada UL 20-minute wood door requirement)
	Hollow metal door applications: available UL listed for 90 minute fire door with two point latch, one point latch, or double egress with astragal.
Case Size	4 7/16" x 12 3/8" x 1"
Armor Front	1 1/4" x 15 7/8"
Backset	2 3/4"
Cylinder	6-Pin solid brass, keyed 6-pin, S123 keyway, keyed different
Door Range	1 3/4"
Keys	Two nickel silver cut keys per lock, 6 pin, S123 section

NOTE: LM9200 only available in US and Canada

LM9200 · Series Functions

Mechanical Functions

LM9210

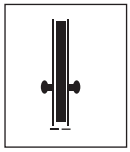

Passage Lock
Latches retracted by lever from either side at all times. Inside lever always free for immediate egress.

LM9225

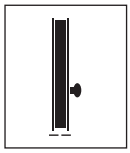

Exit Lock
Latches retracted by lever from inside at all times. No trim on outside. Not available escutcheon trim.

LM9250

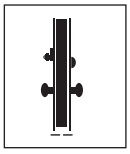

Office/Entry Lock
Latches retracted by lever from either side unless outside is made inoperative by key outside or by turning inside thumbturn. Outside lever remains locked until thumbturn is returned to vertical or unlocked by key. Inside lever always free for immediate egress.

LM9256

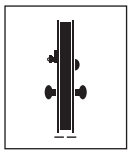

Office/Entry with automatic unlocking
Latches retracted by lever from either side unless outside is made inoperative by key outside or by turning inside thumbturn. Outside lever remains locked until thumbturn is returned to vertical, unlocked by key, or rotating inside lever. Inside lever always free for immediate egress.

LM9270

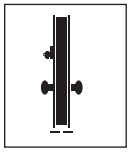

Classroom Lock
Latches retracted by lever from either side unless outside is made inoperative by key outside. Outside lever remains locked until unlocked by key. Inside lever always free for immediate egress.

LM9271

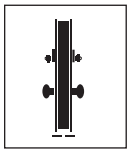

Classroom Security Lock
Latches retracted by lever from either side unless outside is made inoperative by key from either side. Outside lever remains locked until unlocked by key either side. Inside lever always free for immediate egress.

LM9280



Storeroom Lock
Latches retracted by outside lever after key inserted and turned 280º or by inside lever. Inside lever always free for immediate egress. Specify handing on order.

All electrified locks feature automatic detection and operation with 12 or 24V DC, and a case-mounted switch that allows customer selection of EL (fail safe) or EU (fail secure) operation. Please specify lock function as EL or EU for default switch position. Locks also come standard with Allegion Connect molex connector with 3" lead. Allegion Connect is a molex connector system that allows rapid installation of lock when used with Allegion connect harnesses (see last page of this section of pricebook) and Allegion connect Hinges (see Ives pricebook). For more information speak to your sales representative. The molex connector can also be cut off so that the lock can be installed with traditional splicing. Request to Exit (RX) is not an available option for the LM9200 series.

LM9290EL
LM9290EU



Electrically locking/unlocking outside lever, no cylinder
Outside lever continuously locked (EL) or unlocked (EU) by 12 or 24V DC. EL is fail safe (power failure allows outside lever to retract latchbolt); EU is fail secure (power failure locks outside lever). Inside lever always free for immediate egress.

LM9291EL
LM9291EU



Electrically locking/unlocking both levers, no cylinder
Inside and outside lever continuously locked (EL) or unlocked (EU) by 12 or 24V DC. EL is fail safe (power failure allows either lever to retract latchbolt); EU is fail secure (power failure locks both levers).

LM9292EL
LM9292EU



Electrically locking/unlocking outside lever, Outside cylinder
Outside lever continuously locked (EL) or unlocked (EU) by 12 or 24V DC. Latchbolt retracted by key outside or lever inside. EL is fail safe (power failure allows outside lever to retract latchbolt); EU is fail secure (power failure locks outside lever). Inside lever always free for immediate egress.

LM9293EL
LM9293EU



Electrically locking/unlocking both levers, Outside cylinder
Inside and outside lever continuously locked (EL) or unlocked (EU) by 12 or 24V DC. Latchbolt retracted by key outside. EL is fail safe (power failure allows either lever to retract latchbolt); EU is fail secure (power failure locks both levers).

LM9294EL
LM9294EU

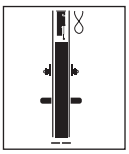

Electrified outside levers lock two-point latch (inside and outside cylinder)
Electrically locking/unlocking outside lever only. Latchbolt(s) retracted by outside key and lever, by electrically unlocking door, and by outside lever when electrically unlocking or anytime by inside lever. Inside lever is always free for immediate egress. Requires doors specifically designed for two-point latch system.

LM9295EL
LM9295EU



Electrically locking/unlocking both levers, Inside and outside cylinder
Inside and outside lever continuously locked (EL) or unlocked (EU) by 12 or 24V DC. Latchbolt retracted by key inside or outside. EL is fail safe (power failure allows either lever to retract latchbolt); EU is fail secure (power failure locks both levers).

LM9200 · Complete Locks

Standard Lever Collection* A, B or C Rose Trim

Cast or Forged Lever Designs with Wrought Roses

01

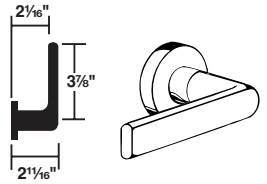

02

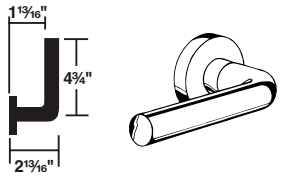

03

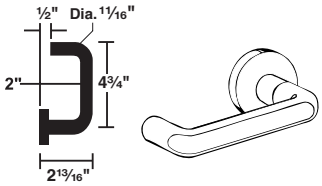

05

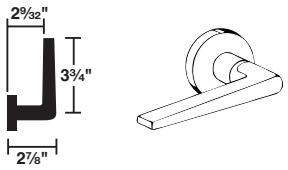

06

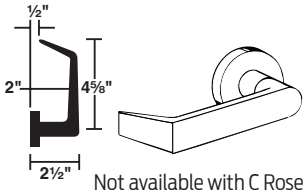

Not available with C Rose

07

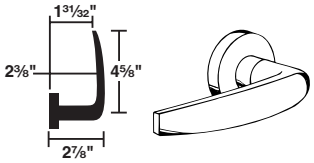

12

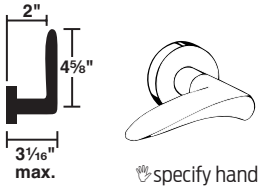

specify hand

17

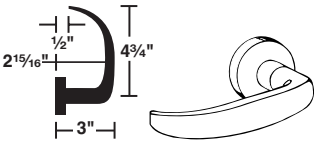

18

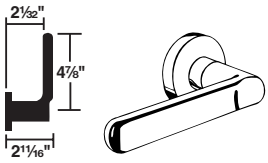

LAT

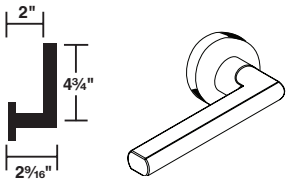

LON

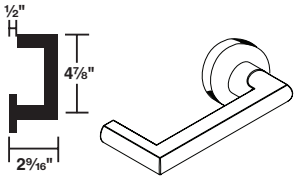

OME

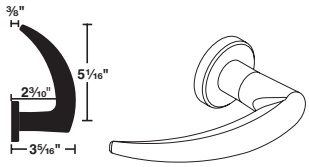

Accent (ACC)

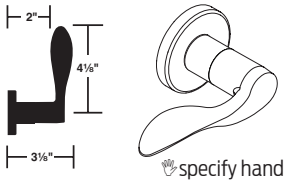

specify hand

Asti (AST)

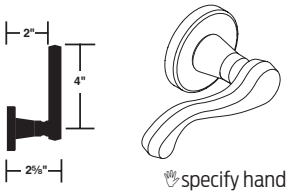

specify hand

Merano (MER)

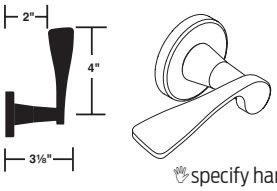

specify hand

Note: Above images shown with A Rose. (except for ligature resistant trim)

Wrought Rose Designs

A

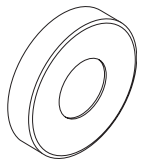

2 1/8" (54 mm) diameter

B

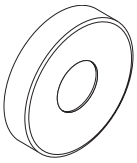

2 9/16" (65mm) diameter

C (not available 612 or 613 finish)

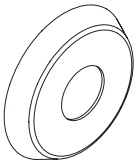

2 5/8" (66mm) diameter

AVA (ACC lever only)

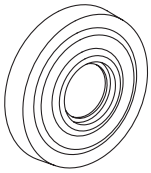

2 5/8" (66mm) diameter

MER (MER lever only)

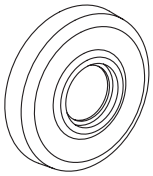

2 5/8" (66mm) diameter

LM9200 (A, B or C Rose Trim) - Standard Collection levers

Function	Description	Lever Designs: 03	06 07 12✋ 17 OME	03 06 07 12✋ 17 OME		
			⌛: 01, 02, 05, 18, LAT*, LON * ACC✋†, AST✋†, MER✋† * Not available 612, 613 † Not available 629, 630			
		Finishes: 626	626	605 606 609 612 619 622 625 643e	613 629 630	Adjustment for Less Bottom Latch (LBL option code)
FOR NON FIRERATED WOOD AND HOLLOW METAL DOORS (6'8" - 10'0 door range, specify height on order)						
Keyless Functions						
LM9210	Passage	$2,971	$3,081	$3,093	$3,111	-119
LM9225	Exit					
LM9290EL or EU	Electrified lock, no cylinders, outside lever locks	3,347	3,457	3,469	3,487	
LM9291EL or EU	Electrified lock, no cylinders, both levers locks					
Keyed Single Cylinder Functions						
LM9250P	Office/Entry	$3,142	3,252	$3,264	$3,282	-119
LM9256P	Office/Entry w/Automatic Unlocking	3,211	3,321	3,333	3,351	
LM9270P	Classroom	3,142	3,252	3,264	3,282	
LM9280P	Storeroom (specify handing on order)					
LM9292ELP or EUP	Electrified lock, outside cylinder, outside lever locks	3,627	3,737	3,749	3,767	
LM9293EPL or EUP	Electrified lock, outside cylinder, both levers lock					
Keyed Double Cylinder Functions						
LM9271	Classroom Security	$3,218	$3,328	$3,340	$3,358	-119
LM9293ELP or EUP	Electrified lock, inside and outside cylinders, both levers lock	3,503	3,613	3,625	3,643	

FOR UL FIRERATED WOOD DOORS (6'8" - 8'0" door range, specify height on order)						
Keyless Functions						
LM9210F	Passage	$3,121	$3,231	$3,243	$3,261	-119
LM9225F	Exit					
LM9290FEL or EU	Electrified lock, no cylinders, outside lever locks	3,497	3,607	3,619	3,637	
LM9291FEL or EU	Electrified lock, no cylinders, both levers locks					
Keyed Single Cylinder Functions						
LM9250FP	Office/Entry	$3,292	$3,402	$3,414	$3,432	-119
LM9256FP	Office/Entry w/Automatic Unlocking	3,361	3,471	3,483	3,501	
LM9270FP	Classroom	3,292	3,402	3,414	3,432	
LM9280FP	Storeroom (specify handing on order)					
LM9292FELP or EUP	Electrified lock, outside cylinder, outside lever locks	3,777	3,887	3,899	3,917	
LM9293FELP or EUP	Electrified lock, outside cylinder, both levers lock					
Keyed Double Cylinder Functions						
LM9271FP	Classroom Security	$3,368	$3,478	$3,490	$3,508	-119
LM9295FEPL or EUP	Electrified lock, inside and outside cylinders, both levers lock	3,653	3,763	3,775	3,793	

FOR UL FIRERATED HOLLOW METAL DOORS (6'8" to 8'0" door range; specify height on order)						
Keyless Functions						
LM9210M	Passage	$2,971	$3,081	$3,093	$3,111	-119
LM9225M	Exit					
LM9290MEL or EU	Electrified lock, no cylinders, outside lever locks	3,347	3,457	3,469	3,487	
LM9291MEL or EU	Electrified lock, no cylinders, both levers locks					
Keyed Single Cylinder Functions						
LM9250MP	Office/Entry	$3,142	$3,252	$3,264	$3,282	-119
LM9256MP	Office/Entry w/Automatic Unlocking	3,211	3,321	3,333	3,351	
LM9270MP	Classroom	3,142	3,252	3,264	3,282	
LM9280MP	Storeroom (specify handing on order)					
LM9292MELP or EUP	Electrified lock, outside cylinder, outside lever locks	3,627	3,737	3,749	3,767	
LM9293MELP or EUP	Electrified lock, outside cylinder, both levers lock					
Keyed Double Cylinder Functions						
LM9271MP	Classroom Security	$3,218	$3,328	$3,340	$3,358	-119
LM9294MELP or EUP	Electrified lock, inside and outside cylinders, outside lever locks	3,503	3,613	3,625	3,643	
LM9295MELP or EUP	Electrified lock, inside and outside cylinders, both levers lock					

Cast or Forged Lever Designs with Cast, Forged, or Wrought Escutcheons

01

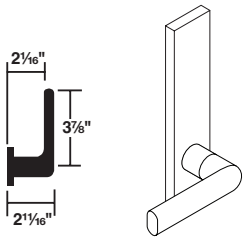

02

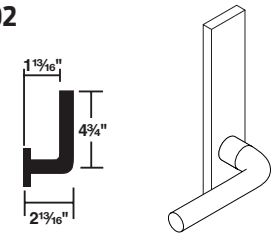

03

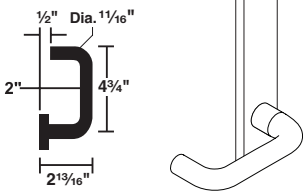

05

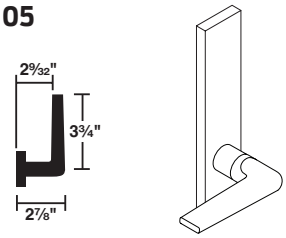

06

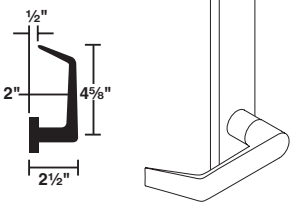

07

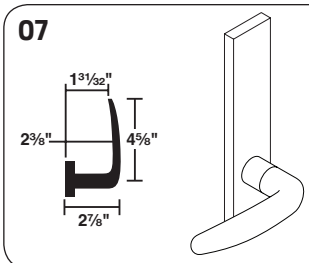

12

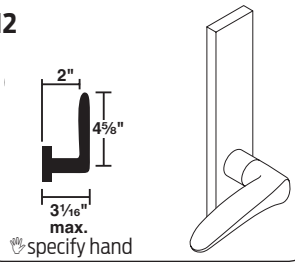

17

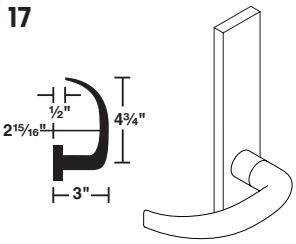

18

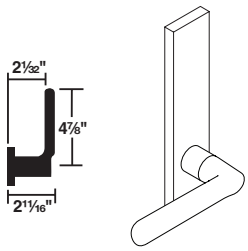

LAT

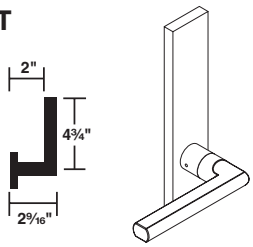

LON

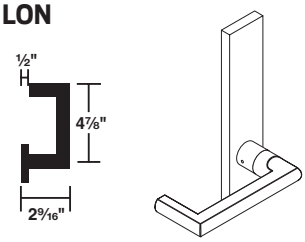

OME

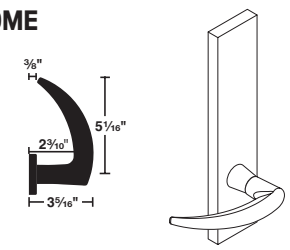

Accent (ACC)

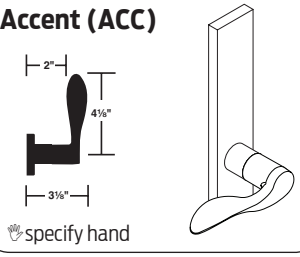

Asti (AST)

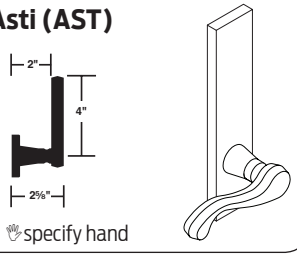

Merano (MER)

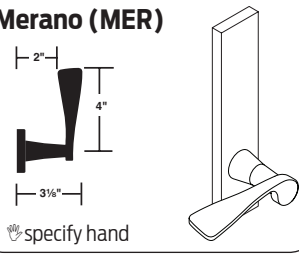

Note: Above images shown with L Escutcheon.

Cast/Forged (L) or Wrought (N)

L

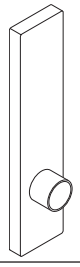

Dimensions:
7 15/16" x 1 3/4" x 7/16"
(202mm x 44mm x 11mm)

N

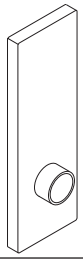

Dimensions:
7 7/8" x 2 1/2" x 7/16"
(200mm x 64mm x 11mm)

LM9200 (L or N Escutcheon) - Standard Collection levers

Function	Description	Lever Designs: 03 06 07 12✋ 17 OME	Lever Designs: 03 06 07 12✋ 17 OME		
		☒: 01, 02, 05, 18, LAT*, LON * ACC✋†, AST✋†, MER✋† * Not Available 612, 613 † Not available 629, 630			
		Finishes: 626	605 606 609 612 619 622 625 643e	613 629 630	Adjustment for Less Bottom Latch (LBL option code)
FOR NON FIRERATED WOOD AND HOLLOW METAL DOORS (6'8" to 10'0" door range; specify height on order)					
Keyless Functions					
LM9210	Passage	**$3,108**	**$3,120**	**$3,138**	**-119**
LM9290EL or EU	Electrified lock, no cylinders, outside lever locks	**3,484**	**3,496**	**3,514**	
LM9291EL or EU	Electrified lock, no cylinders, both levers locks				
Keyed Single Cylinder Functions					
LM9250P	Office/Entry	**$3,279**	**$3,291**	**$3,309**	**-119**
LM9256P	Office/Entry w/Automatic Unlocking	**3,348**	**3,360**	**3,378**	
LM9270P	Classroom	**3,279**	**3,291**	**3,309**	
LM9280P	Storeroom				
LM9292ELP or EUP	Electrified lock, outside cylinder, outside lever locks	**3,764**	**3,776**	**3,794**	
LM9293ELP or EUP	Electrified lock, outside cylinder, both levers lock				
Keyed Double Cylinder Functions					
LM9271P	Classroom Security	**$3,355**	**$3,367**	**$3,385**	**-119**
LM9295ELP or EUP	Electrified lock, inside and outside cylinders, both levers lock	**3,640**	**3,652**	**3,670**	

FOR UL FIRERATED WOOD DOORS (6'8" - 8'0" door range; specify height on order)					
Keyless Functions					
LM9210F	Passage	**$3,258**	**$3,270**	**$3,288**	**-119**
LM9290FEL or EU	Electrified lock, no cylinders, outside lever locks	**3,634**	**3,646**	**3,664**	
LM9291FEL or EU	Electrified lock, no cylinders, both levers locks				
Keyed Single Cylinder Functions					
LM9250FP	Office/Entry	**$3,429**	**$3,441**	**$3,459**	**-119**
LM9256FP	Office/Entry w/Automatic Unlocking	**3,498**	**3,510**	**3,528**	
LM9270FP	Classroom	**3,429**	**3,441**	**3,459**	
LM9280FP	Storeroom				
LM9292FELP or EUP	Electrified lock, outside cylinder, outside lever locks	**3,914**	**3,926**	**3,944**	
LM9293FELP or EUP	Electrified lock, outside cylinder, both levers lock				
Keyed Double Cylinder Functions					
LM9271FP	Classroom Security	**$3,505**	**$3,517**	**$3,535**	**-119**
LM9295FELP or EUP	Electrified lock, inside and outside cylinders, both levers lock	**3,790**	**3,802**	**3,820**	

FOR UL FIRERATED HOLLOW METAL DOORS (6'8" to 8'0" door range; specify height on order)					
Keyless Functions					
LM9210M	Passage	**$3,108**	**$3,120**	**$3,138**	**-119**
LM9290MEL or EU	Electrified lock, no cylinders, outside lever locks	**3,484**	**3,496**	**3,514**	
LM9291MEL or EU	Electrified lock, no cylinders, both levers locks				
Keyed Single Cylinder Functions					
LM9250MP	Office/Entry	**$3,279**	**$3,291**	**$3,309**	**-119**
LM9256MP	Office/Entry w/Automatic Unlocking	**3,348**	**3,360**	**3,378**	
LM9270MP	Classroom	**3,279**	**3,291**	**3,309**	
LM9280MP	Storeroom				
LM9292MELP or EUP	Electrified lock, outside cylinder, outside lever locks	**3,764**	**3,776**	**3,794**	
LM9293MELP or EUP	Electrified lock, outside cylinder, both levers lock				
Keyed Double Cylinder Functions					
LM9271MP	Classroom Security	**$3,355**	**$3,367**	**$3,385**	**-119**
LM9294MELP or EUP	Electrified lock, inside and outside cylinders, outside lever locks	**3,640**	**3,652**	**3,670**	
LM9295MELP or EUP	Electrified lock, inside and outside cylinders, both levers lock				

Cast or Forged Lever Designs with Wrought Roses

M51

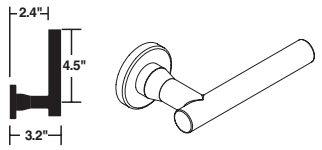

M52

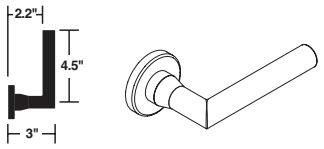

M53

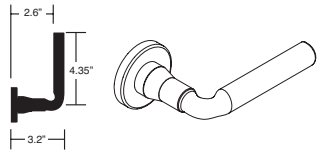

M54

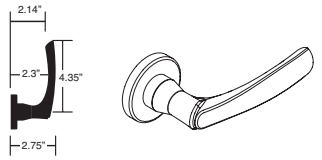

M55

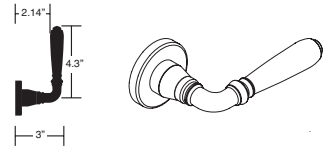

M56

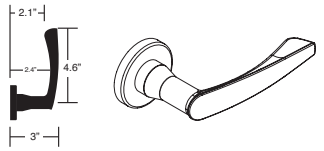

M57

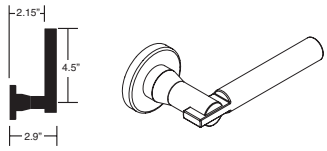

M61

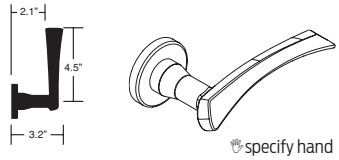

specify hand

M62



specify hand

M63

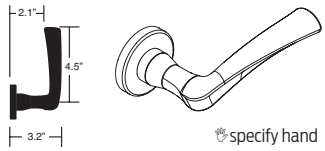

specify hand

M81

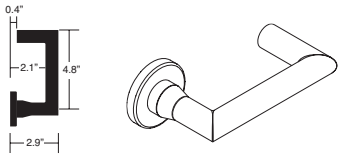

M82

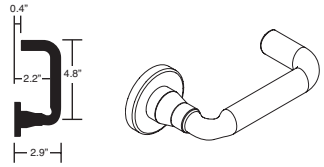

M83



M84



M85

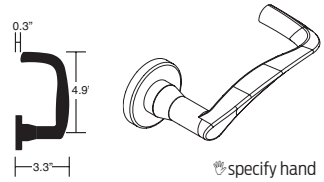

specify hand

ME1

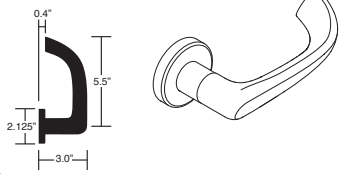

ME2

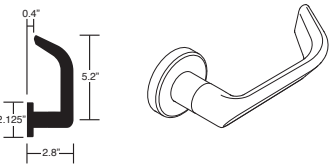

ME3

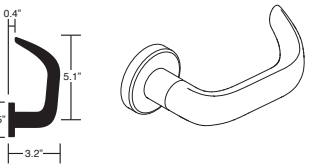

Wrought Rose Designs

A

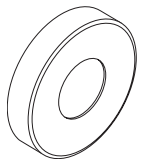

B

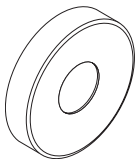

C (not available 612 or 613 finish)

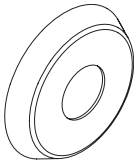

Note: Above images shown with A Rose.

LM9200 (A, B or C Rose Trim) - M Collection levers

Function	Description	Lever Designs: Standard Lead-time: M51, M52, M81 ⌛: M53, M54, M55, M56, M57†, M61✋, M62✋†, M63✋, M82, M83, M84, M85, ME1✋, ME2✋, ME3 † Available 629 and 630 only — Finishes: 605 606 609 619 622 625 626 629 630 643e	Adjustment for Less Bottom Latch (LBL option code)
FOR NON FIRERATED WOOD AND HOLLOW METAL DOORS (6'8" to 10'0" door range; specify height on order)			
Keyless Functions			
LM9210	Passage	**$3,111**	**-119**
LM9225	Exit		
LM9290EL or EU	Electrified lock, no cylinders, outside lever locks	**3,487**	
LM9291EL or EU	Electrified lock, no cylinders, both levers locks		
Keyed Single Cylinder Functions			
LM9250P	Office/Entry	**$3,282**	**-119**
LM9256P	Office/Entry w/Automatic Unlocking	**3,351**	
LM9270P	Classroom	**3,282**	
LM9280P	Storeroom		
LM9292ELP or EUP	Electrified lock, outside cylinder, outside lever locks	**3,767**	
LM9293ELP or EUP	Electrified lock, outside cylinder, both levers lock		
Keyed Double Cylinder Functions			
LM9271P	Classroom Security	**$3,358**	**-119**
LM9295ELP or EUP	Electrified lock, inside and outside cylinders, both levers lock	**3,643**	
FOR UL FIRERATED WOOD DOORS (6'8" to 8'0" door range; specify height on order)			
Keyless Functions			
LM9210F	Passage	**$3,261**	**-119**
LM9225F	Exit		
LM9290FEL or EU	Electrified lock, no cylinders, outside lever locks	**3,637**	
LM9291FEL or EU	Electrified lock, no cylinders, both levers locks		
Keyed Single Cylinder Functions			
LM9250FP	Office/Entry	**$3,432**	**-119**
LM9256FP	Office/Entry w/Automatic Unlocking	**3,501**	
LM9270FP	Classroom	**3,432**	
LM9280FP	Storeroom		
LM9292FELP or EUP	Electrified lock, outside cylinder, outside lever locks	**3,917**	
LM9293FELP or EUP	Electrified lock, outside cylinder, both levers lock		
Keyed Double Cylinder Functions			
LM9271FP	Classroom Security	**$3,508**	**-119**
LM9295FELP or EUP	Electrified lock, inside and outside cylinders, both levers lock	**3,793**	
FOR UL FIRERATED HOLLOW METAL DOORS (6'8" to 8'0" door range; specify height on order)			
Keyless Functions			
LM9210M	Passage	**$3,111**	**-119**
LM9225M	Exit		
LM9290MEL or EU	Electrified lock, no cylinders, outside lever locks	**3,487**	
LM9291MEL or EU	Electrified lock, no cylinders, both levers locks		
Keyed Single Cylinder Functions			
LM9250MP	Office/Entry	**$3,282**	**-119**
LM9256MP	Office/Entry w/Automatic Unlocking	**3,351**	
LM9270MP	Classroom	**3,282**	
LM9280MP	Storeroom		
LM9292MELP or EUP	Electrified lock, outside cylinder, outside lever locks	**3,767**	
LM9293MELP or EUP	Electrified lock, outside cylinder, both levers lock		
Keyed Double Cylinder Functions			
LM9271MP	Classroom Security	**$3,358**	**-119**
LM9294MELP or EUP	Electrified lock, inside and outside cylinders, outside lever locks	**3,643**	
LM9295MELP or EUP	Electrified lock, inside and outside cylinders, both levers lock		

Cast or Forged Lever Designs with Cast, Forged, or Wrought Escutcheons

M51

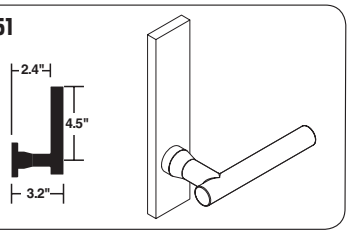

M52

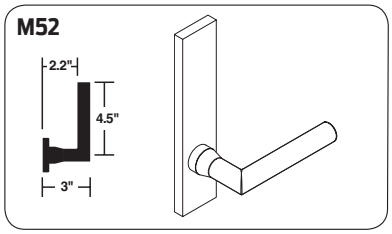

M53

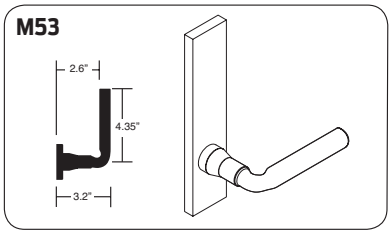

M54

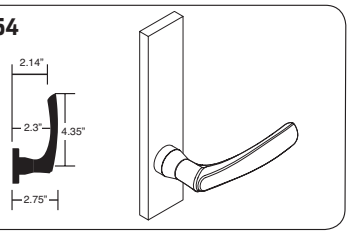

M55

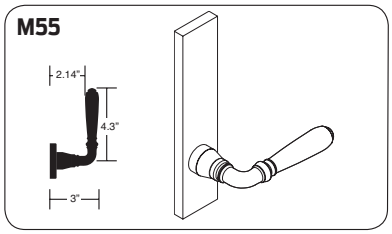

M56

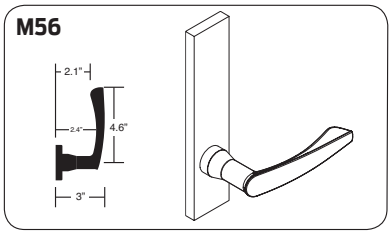

M57

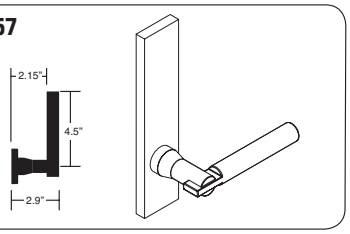

M61

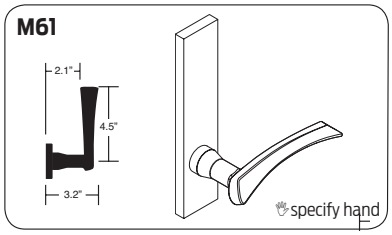

M62

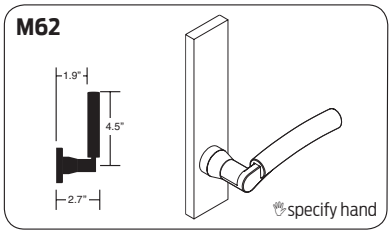

M63

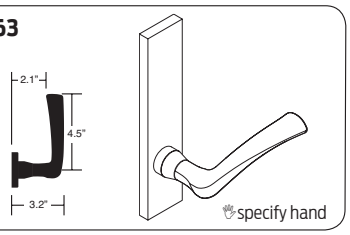

M81

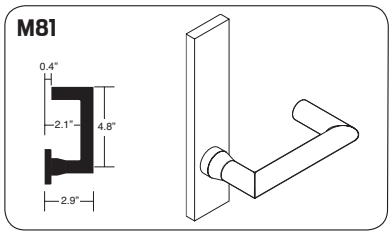

M82

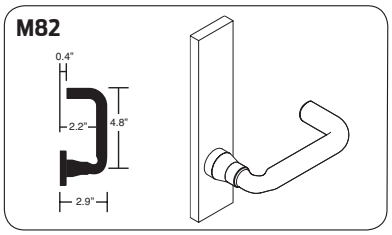

M83

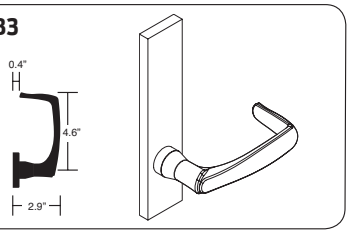

M84

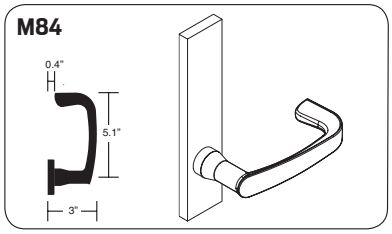

M85

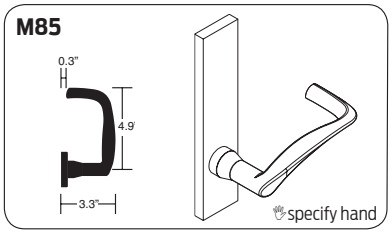

ME1

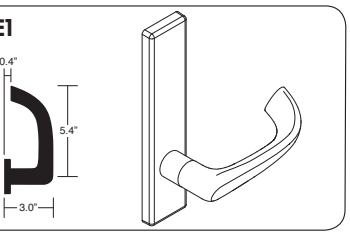

ME2

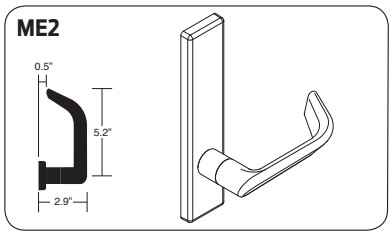

ME3

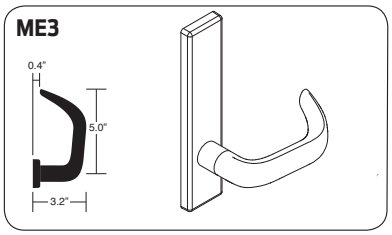

Note: Above images shown with L escutcheon.

Cast/Forged (L) or Wrought (N)

L

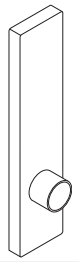

Dimensions:
7 15/16" x 1 3/4" x 7/16"
(202mm x 44mm x 11mm)

N

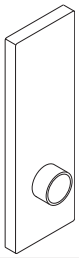

Dimensions:
7 7/8" x 2 1/2" x 7/16"
(200mm x 64mm x 11mm)

LM9200 (L or N Escutcheon) - M Collection levers

Function	Description	Lever Designs: Standard Lead-time: M51, M52, M81 ⌛: M53, M54, M55, M56, M57†, M61✋, M62✋†, M63✋, M82, M83, M84, M85, ME1✋, ME2✋, ME3 † Available 629 and 630 only Finishes: 605 606 609 619 622 625 626 629 630 643e	Adjustment for Less Bottom Latch (LBL option code)
FOR NON FIRERATED WOOD AND HOLLOW METAL DOORS (6'8" to 10'0" door range; specify height on order)			
Keyless Functions			
LM9210	Passage	**$3,138**	**-119**
LM9290EL or EU	Electrified lock, no cylinders, outside lever locks	**3,514**	
LM9291EL or EU	Electrified lock, no cylinders, both levers locks		
Keyed Single Cylinder Functions			
LM9250P	Office/Entry	**$3,309**	**-119**
LM9256P	Office/Entry w/Automatic Unlocking	**3,378**	
LM9270P	Classroom	**3,309**	
LM9280P	Storeroom		
LM9292ELP or EUP	Electrified lock, outside cylinder, outside lever locks	**3,794**	
LM9293ELP or EUP	Electrified lock, outside cylinder, both levers lock		
Keyed Double Cylinder Functions			
LM9271P	Classroom Security	**$3,385**	**-119**
LM9295ELP or EUP	Electrified lock, inside and outside cylinders, both levers lock	**3,670**	

FOR UL FIRERATED WOOD DOORS (6'8" to 8'0" door range; specify height on order)			
Keyless Functions			
LM9210F	Passage	**$3,288**	**-119**
LM9290FEL or EU	Electrified lock, no cylinders, outside lever locks	**3,664**	
LM9291FEL or EU	Electrified lock, no cylinders, both levers locks		
Keyed Single Cylinder Functions			
LM9250FP	Office/Entry	**$3,459**	**-119**
LM9256FP	Office/Entry w/Automatic Unlocking	**3,528**	
LM9270FP	Classroom	**3,459**	
LM9280FP	Storeroom		
LM9292FELP or EUP	Electrified lock, outside cylinder, outside lever locks	**3,641**	
LM9293FELP or EUP	Electrified lock, outside cylinder, both levers lock		
Keyed Double Cylinder Functions			
LM9271FP	Classroom Security	**$3,535**	**-119**
LM9295FELP or EUP	Electrified lock, inside and outside cylinders, both levers lock	**3,820**	

FOR UL FIRERATED HOLLOW METAL DOORS (6'8" to 8'0" door range; specify height on order)			
Keyless Functions			
LM9210M	Passage	**$3,138**	**-119**
LM9290MEL or EU	Electrified lock, no cylinders, outside lever locks	**3,514**	
LM9291MEL or EU	Electrified lock, no cylinders, both levers locks		
Keyed Single Cylinder Functions			
LM9250MP	Office/Entry	**$3,309**	**-119**
LM9256MP	Office/Entry w/Automatic Unlocking	**3,378**	
LM9270MP	Classroom	**3,309**	
LM9280MP	Storeroom		
LM9292MELP or EUP	Electrified lock, outside cylinder, outside lever locks	**3,794**	
LM9293MELP or EUP	Electrified lock, outside cylinder, both levers lock		
Keyed Double Cylinder Functions			
LM9271MP	Classroom Security	**$3,385**	**-119**
LM9294MELP or EUP	Electrified lock, inside and outside cylinders, outside lever locks	**3,670**	
LM9295MELP or EUP	Electrified lock, inside and outside cylinders, both levers lock		

Cylinder Adjustments

Specify	Description	Lock Price Adjustment (per cylinder)
Concealed Cylinder (L Escutcheon only)		
C Suffix	Concealed cylinder for L escutcheon	**$26.00**
Full Size Interchangeable Core (FSIC)		
R Suffix	Full size core (furnished 1-bitted w/ two 6-pin keys unless otherwise specified)	**$73.00**
J Suffix	Less full size core	**N/C**
Full Size Construction Core		
T Suffix	Full size construction core (assessed handing charge 50-231 per core)	**$73.00**
Small Format Interchangeable Core (SFIC) (Not available with Hotel Functions L9485 or L9486)		
GD Suffix	Everest patented core (specify key symbol; see **Terms & Conditions** for more details)	**$84.00**
BD Suffix	Less small format core	**N/C**
Small Format Construction Core & Disposable Core		
HD Suffix	Small format construction core (assessed handing charge 50-231 per core)	**$44.00**
BDC Suffix	Small format disposable core	**N/C**
Construction Core Handling Charge		
50-231	Handing charge for construction core (assessed per core, non-refundable)	**$10.40**
Notes	Control keys are not furnished with locks and must be purchased separately. See **Keys & Keying.** Interchangeable cores are not available with concealed cylinders.	
Ordering instructions: Add suffix to lock function. Ex: LM9250J (LM9250 function less full size core)		

Primus / Primus XP - available through specific channels based on security levels. See Terms & Conditions for details.

Specify	Description	Lock Price Adjustment
Full-Face Primus Cylinders		
L Suffix	Order lock less cylinder; order Primus cylinder 20-787 or 20-793 separately	**-$85 per cylinder**
20-787	Full-face Primus cylinder w/ compression ring & spring (for use with rose trim)	**164.00**
20-793	Full-face Primus cylinder only (for use with escutcheon trim)	**154.00**
Concealed Primus Cylinders		
W Suffix	Order lock less concealed cylinder; order Primus cylinder 20-589 separately	**$27.00**
20-589	Concealed Primus cylinder (for use with L escutcheon w/ concealed cylinder only)	**218.00**
Full-Size Interchangeable Primus Core		
J Suffix	Order lock less full size core; order full-size Primus core 20-740 separately	**N/C for J Suffix**
20-740	Full-size interchangable Primus core	**$152.00**
Notes	Primus not available for Faculty Restroom function (L9485, L9486)	
Ordering instructions:	Add suffix to lock function, order Primus cylinder separately. Ex: LM9250W (LM9250 function less concealed cylinder) order 20-589 on separate line.	

Locks Less Components

Description	Specify	Lock Price Adjustment
Less each knob or lever	LLL for knob/lever design Example: LM9250P LLL/03A x 03A	**-$27.50**
Less each rose or escutcheon	LLL for rose/escutcheon design Example: LM9250P 03A x 03A/LLL	**-27.50**
Less complete trim one side*	LLL for complete trim outside Example: LM9250P LLL x 03A	**-55.00**
Less full face cylinder (rose trim)	**L** suffix Example: LM9250L 03A	**-85.00 per cylinder**
Less full face cylinder	**L** suffix Example: LM9250L 03L	**-74.00 per cylinder**
Less concealed cylinder (L escutcheon only)	**W** suffix Example: LM9250W 03L	**-74.00 per cylinder**

Non Standard Door Thickness

Specify	Description	Lock Price Adjustment
Keyless Functions		
thickness & how applied (xx)	For > 1 3/4" - 2 1/2" thick doors, specify (xx) Extended Inside (EI), Outside (EO), Equally (EE) or Differently (ED)	**N/C**
	For > 2 1/2" - 4" thick doors, specify (xx) Extended Inside (EI), Outside (EO), Equally (EE) or Differently (ED)	**$102.00**
Single Cylinder Functions		
thickness & how applied (xx)	For > 1 3/4" - 2 1/2" thick doors	**N/C**
	For > 2 1/2" - 4" thick doors - specify (xx) Extended Inside (EI)	**$102.00**
	For > 2 1/2" - 4" thick doors - specify (xx) Extended Outside (EO), Equally (EE), or Differently (ED)	**501.00**
Double Cylinder Functions		
thickness & how applied (xx)	For > 1 3/4" - 2 1/2" thick doors	**N/C**
	For > 2 1/2" - 4" thick doors - specify (xx) Extended Inside (EI) or Extended Outside (EO)	**$501.00**
	For > 2 1/2" - 4" thick doors - specify (xx) Extended Equally (EE) or Extended Differently (ED)	**895.00**
Notes	Price keyed locks less cylinders (L or W suffix) same as keyless locks	
	Locks furnished Extended Equally unless otherwise specified	
	Locks w/ N Esctucheon only available for 1 3/4" - 2 3/8" thick doors	
	Locks with small format interchangable cores (BD, BDC, GD, HD suffix) only available for 1 3/8" - 2 1/4" thick doors	
Ordering instructions: Include thickness and how extended in order. EX - LM9250P 03A 626 2" EE (LM9250P function, 03A trim, 626, for 2" door extended equally).		

LM9200 · Options

Indicators (for Sectional (rose) or N Escutcheon Trim), Tactile Warning, ADA Thumbturn, Lever Trak

Sectional Indicator	N Escutcheon Indicator	Available Messages
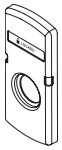	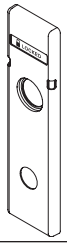	LOCKED/OCCUPIED/DO NOT DISTURB/ lock symbol is white text on red background UNLOCKED/VACANT/unlocked symbol is black text on white background

LOCKED	OCCUPIED	DO NOT DISTURB	
UNLOCKED	VACANT		

Indicators (for Sectional (rose) or N Escutcheon Trim)

Specify	Description	Lock Price Adjustment
inside indicators available for: LM9250, LM9256, LM9271		
L283-711	LOCKED/UNLOCKED indicator for inside of door	**$108.00**
L283-712	VACANT/OCCUPIED indicator for inside of door	**108.00**
L283-713	DO NOT DISTURB indicator for inside of door	**108.00**
L283-714	symbols only indicator for inside of door	**108.00**
outside indicators available for: LM9250, LM9256, LM9270, LM9271		
L283-721	LOCKED/UNLOCKED indicator for outside of door	**108.00**
L283-722	VACANT/OCCUPIED indicator for outside of door	**108.00**
L283-723	DO NOT DISTURB indicator for outside of door	**108.00**
L283-724	symbols only indicator for outside of door	**108.00**
Notes:	1) Indicators available in all finishes except 612 and 613	
	2) Sectional indicators available for cylinder functions only until May 2015	
	3) Indicator option available either inside or outside of door only.	
	4) Cylinder and sectional indicators require additional door preparation.	
Ordering instructions: add part number under "Additional Details" section of order. EX: LM9250P 06N 626 L283-711 adds indicator to the inside (thumbturn side) of lock		

Tactile Warning

Specify	Description	Lock Price Adjustment
'8' lever prefix	Tactile warning applied to outside lever; available on 01, 02, 03, 05, 06, 07, 12, 17, 18, M51, M52, M81 lever designs	**$47.80**
Ordering instructions: Preface lever design code with 8. EX - 803 for 03, 806 for 06, 851 for M51, etc.		

ADA Thumbturn*

Specify	Description	Lock Price Adjustment
L583-363	ADA Disability thumbturn option	**$16.80**
Ordering instructions: include in order under "Additional Details".		

Folger Adam Co® Lever Trak™

Specify	Description	Lock Price Adjustment
503 Lever Design	Modified inside and outside 03 lever for Folger Adam Co.® Lever Trak™. Available rose trim only, not available 629 or 630 finish.	**$105.00**
Ordering instructions: Specify lever design as 503.		

Antimicrobial Coating

Specify	Description	Lock Price Adjustment
626AM or 630AM	Rose Trim: Adds silver-ion based anti-microbial coating to inside lever, bushing, rose & thumbturn and outside lever, bushing, rose, cylinder ring, and cylinder faceplate	**$50.90**
626AM or 630AM	Escutcheon Trim: Adds silver-ion based anti-microbial coating to inside lever, bushing, escutcheon & thumbturn and outside lever, bushing, escutcheon, and cylinder face plate	
Ordering instructions: Specify finish as either 626AM or 630AM.		

Levers

Style	Lever Design	605	606	609	612	613	619	622	625	626	629	630	643e
Standard	01⌛, 02⌛, 03*, 05⌛, 06, 07, 12✋, 17, 18, OME⌛	▪	▪	▪	▪	▪	▪	▪	▪	▪	▪	▪	▪
	LAT⌛, LON⌛	▪	▪	▪			▪	▪	▪	▪	▪	▪	▪
	ACC✋, AST✋, MER✋, STA✋	▪	▪	▪			▪	▪	▪	▪			▪
Decorative	M51, M52, M53⌛, M54⌛, M55⌛, M56⌛, M61⌛✋, M63⌛✋, M81, M82⌛, M83⌛, M84⌛, M85⌛✋, ME1⌛✋, ME2⌛✋, ME3⌛	▪	▪	▪			▪	▪	▪	▪	▪	▪	▪
	M57⌛✋, M62⌛✋										▪	▪	

⌛Extended Factory Lead Time ✋specify handing

Part Number	Description	Standard Levers	Decorative Levers
09-401	Outside lever, retaining clip, insertion tool	$181	$196
09-402	Inside lever+bushing, mounting plate, screw pack, spanner wrench		
*	Available modified for Folger Adam Co.® Lever Track™. Specify 503 design and add $51.00. Not available in 629 or 630 finish.		

Ordering instructions: Specify part number, lever style + rose, finish. Ex: 09-401 03A 626.

Roses

Style	Rose Design	605	606	609	612	613	619	622	625	626	629	630	643e
Standard	A, B, C	▪	▪	▪	▪	▪	▪	▪	▪	▪	▪	▪	▪
Decorative	MER, AVA	▪	▪	▪			▪	▪	▪	▪			▪

Part Number	Description	Standard and Decorative
09-403	Inside Rose (includes mounting plate and screws)	$102.00
09-404	Outside Rose+Bushing	
09-508	Blank Outside Rose (not available MER or AVA)	

Ordering instructions: Specify part number, lever design + rose, finish. Ex: 09-404 03A 626. Lever design must be specified for proper bushing.

Escutcheons

Available finishes	605	606	609	612	613	619	622	625	626	629	630	643e
	▪	▪	▪	▪	▪	▪	▪	▪	▪	▪	▪	▪

Part Number	Description	L Escutcheon	N Escutcheon
Outside Escutcheon & Bushing			
09-636	Blank x lever	$181	$181
09-637	Emergency turn x lever		
09-638	Concealed cylinder x lever		
09-639	Full face cylinder x lever		
09-640*	Concealed cylinder x occupancy indicator x lever	207	
09-641*	Full face cylinder x occupancy indicator x lever		
Inside Escutcheon			
09-632	Blank x lever	181	181
09-633**	Thumbturn x lever		
09-634**	Thumbturn x blank		
09-635	Full face cylinder x lever		181
L583-187	Concealed cylinder x lever		
*	Available with 'occupied" indicator. Specify with L583-375 and add $17.90		
**	Specify door thickness: 1 3/8" or 1 3/4"		

Ordering instructions: Specify part number, lever + escutcheon style, finish. Ex: 09-639 03L 626 (full face cylinder, 03 lever, L escutcheon, 626 finish).

Outside Lever/and Rose/Escutcheon Assemblies

Style	Lever Design	605	606	609	612	613	619	622	625	626	629	630	643e
Standard	01⌛, 02⌛, 03, 05⌛, 06, 07, 12✋, 17, 18, OME⌛	▪	▪	▪	▪	▪	▪	▪	▪	▪	▪	▪	▪
	LAT⌛, LON⌛	▪	▪	▪			▪	▪	▪	▪	▪	▪	▪
	ACC✋, AST✋, MER✋, STA✋	▪	▪	▪			▪	▪	▪	▪			▪
Decorative	M51, M52, M53⌛, M54⌛, M55⌛, M56⌛, M61⌛✋, M63⌛✋, M81, M82⌛, M83⌛, M84⌛, M85⌛✋, ME1⌛✋, ME2⌛✋, ME3⌛	▪	▪	▪			▪	▪	▪	▪	▪	▪	▪
	M57⌛✋, M62⌛✋										▪	▪	

⌛Extended Factory Lead Time ✋specify handing

Part Number	Description	Standard Levers	Decorative Levers
With A, B or C rose			
09-506	Outside Lever assembly	**$201**	**$216**
With Avanti or Merano Rose			
09-655	Outside lever assembly for AST w/Avanti rose or MER w/Merano rose only	**201**	**N/A**
With L or N Escutcheon			
09-550	Blank	**267**	**282**
09-551	Emergency turn		
09-552	Concealed cylinder (L escutcheon only)		
09-553	Full face cylinder		
09-554*	concealed cylinder w/ indicator (L escutcheon only)		
09-555*	Full face cylinder w/ indicator (L escutcheon only)		
*	Available with "occupied" indicator. Specify with l583-375 and add $16.60.		

Ordering instructions: Specify part number, lever style, rose/escutcheon, finish. Ex: 09-506 M53A 626 (outside assembly, M53 lever, A rose, 626 finish).

Armor Fronts, LM9200 Series

Part Number	Description	Price Each
24594970	LM9200 Armor Front	**$71.30**
K110-020 xx	Armor front screws; contains (2) K510-210, #8-32 x 1/4" MS PFH; specify finish as xx	**0.90**

Note: Please specify finish when ordering armor fronts (605, 606, 609, 619, 625, 626, 629, 643e, 630)

K510-330	09-509	09-509 w/ ADA Thumbturn (L583-363)	L283-124	09-900
	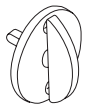	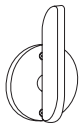		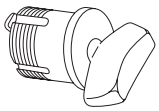

Emergency Button, Thumbturns, Coin Turns & Cylinder Turns

Available Finishes		605	606	609	612	613	619	622	625	626	629	630	643e
		▪	▪	▪	▪	▪	▪	▪	▪	▪	▪	▪	▪
Part Number	**Description**	**Price Each**											
Emergency Button & Emergency Turn Tool													
K510-330	Emergency Button, L9040 and L9440	**$15.20**											
L583-233	Emergency turn tool for L9040 and L9440. Specify finish as 458.	**19.10**											
Thumbturns													
09-509 027	Thumbturn for rose trim, 1 3/8"- 1 7/8" door range, extended equally	**71.00**											
09-509 033	Thumbturn for rose trim, >1 7/8"- 2 3/8" door range, extended equally												
09-509 040	Thumbturn for rose trim, >2 3/8"- 2 7/8" door range, extended equally												
09-509 047	Thumbturn for rose trim, >2 7/8"- 3 5/8" door range, extended equally												
L583-363 Suffix	ADA thumbturn upgrade, specify thumbturn p/n + L583-363	**Add $16.80 to 09-509 price**											
Coin Turns													
L283-124 19	Coin turn, L9044 and L9444, 1 3/8" - 1 1/2" door range, extended equally (EE)	**123.00**											
L283-124 23	Coin turn, L9044 and L9444, 1 5/8" - 1 7/8" door range, extended equally (EE)												
L283-124 25	Coin turn, L9044 and L9444, >1 7/8" - 2 1/8" door range, extended equally (EE)												
L283-124 31	Coin turn, L9044 and L9444, >2 1/8" - 2 5/8" door range, extended equally (EE)												
L283-124 37	Coin turn, L9044 and L9444, >2 5/8" - 2 7/8" door range, extended equally (EE)												
L283-124 43	Coin turn, L9044 and L9444, >2 7/8" - 3 3/8" door range, extended equally (EE)												
L283-124 48	Coin turn, L9044 and L9444, >3 3/8" - 3 5/8" door range, extended equally (EE)												
L283-056 19	Coin turn w/ torx screws, L9044 and L9444, 1 3/8" - 1 1/2" door range, EE	**134.00**											
L283-056 23	Coin turn w/ torx screws, L9044 and L9444, 1 5/8" - 1 7/8" door range, EE												
L283-056 25	Coin turn w/ torx screws, L9044 and L9444, >1 7/8" - 2 1/8" door range, EE												
L283-056 31	Coin turn w/ torx screws, L9044 and L9444, >2 1/8" - 2 5/8" door range, EE												
L283-056 37	Coin turn w/ torx screws, L9044 and L9444, >2 5/8" - 2 7/8" door range, EE												
L283-056 43	Coin turn w/ torx screws, L9044 and L9444, >2 7/8" - 3 3/8" door range, EE												
L283-056 48	Coin turn w/ torx screws, L9044 and L9444, >3 3/8" - 3 5/8" door range, EE												
EE = Extended Equally													
Note:	Coin turns not available in 612 or 613 finish												
Cylinder Turns ✋,*													
09-487 xx	Cylinder coin turn, specify dimension (xx) as 1 1/8", 1 1/4" or 1 3/8" (replaces XL12-196)	**$124.00**											
09-900 xx	Cylinder turn, specify dimension (xx) as 1 1/8", 1 1/4" or 1 3/8"	**121.00**											
09-900 xx	Cylinder turn, specify dimension (xx) as 1 1/2", 1 5/8" or 1 3/4"	**184.00**											
09-904 xx	Cylinder turn w/ compression ring, specify dimension (xx) as 1 1/8", 1 1/4" or 1 3/8"	**131.00**											
09-904 xx	Cylinder turn w/ compression ring, specify dimension (xx) as 1 1/2", 1 5/8" or 1 3/4"	**192.00**											
09-905	Cylinder turn w/ compression ring and 1/8" blocking ring for 1 3/4" doors	**142.00**											
09-907	Cylinder turn w/ compression ring and 1/4" blocking ring for 1 3/8" doors												
✋	Specify door hand for cylinder turns if used with L463 or L9463.												
*	Cylinder turns not available in 612, 613, 629 or 630 finish												
Ordering instructions: Specify part number, dimension if required, finish, handing. Ex: 09-900 112, 626, RH.													

Escutcheon Thru-Bolts

Available Finishes		605	606	609	612	613	619	622	625	626	629	630	643e
		▪	▪	▪	▪	▪	▪	▪	▪	▪	▪	▪	▪
Part Number	**Description**	**Price Each**											
L Escutcheon Thru-bolts: two required per lock													
L583-119	L escutcheon thru bolts for 1 3/8" door thickness	**$6.20**											
L583-120	L escutcheon thru bolts for 1 3/4" door thickness												
L583-121	L escutcheon thru bolts for 2" door thickness												
L583-122	L escutcheon thru bolts for 2 1/4" door thickness												
L583-123	L escutcheon thru bolts for 2 1/2" door thickness	**7.30**											
L583-287	L escutcheon mounting screws for L9175 half-dummy function	**5.50**											
N Escutcheon Thru-Bolts: two required per lock													
K510-389	N escutcheon thru bolts for 1 3/4" door thickness	**7.30**											
K510-390	N escutcheon thru bolts for 2" to 2 1/4" door thickness												
L583-133	N Escutcheon mounting screws for L0170 single dummy function	**0.90**											
Ordering instructions: Specify part number and finish. Ex: L583-120 626.													

Mounting Posts (Ferrules)

Part Number	Description	Price Each
L Mounting Posts (Ferrules): two required per lock		
L583-211	Mounting post for 1 3/8" door thickness	**$11.70**
L583-212	Mounting post for 1 3/4" door thickness	
L583-213	Mounting post for 2" door thickness	
L583-214	Mounting post for 2 1/4" door thickness	
L583-215	Mounting post for 2 1/2" door thickness	
L583-216	Mounting post for 2 3/4" door thickness	
L583-217	Mounting post for 3" door thickness	
L583-218	Mounting post for 3 1/4" door thickness	**30.00**
L583-219	Mounting post for 3 1/2" door thickness	
LV Mounting Posts (Ferrules): two required per lock		
L583-497	LV mounting post for 1 3/4" door thickness	**$24.60**
L583-498	LV mounting post for 2" door thickness	
L583-499	LV mounting post for 2 1/4" door thickness	
L583-500	LV mounting post for 2 1/2" door thickness	
L583-501	LV mounting post for 2 3/4" door thickness	
L583-502	LV mounting post for 3" door thickness	
L583-503	LV mounting post for 3 1/4" door thickness	**32.40**
L583-504	LV mounting post for 3 1/2" door thickness	
Ordering instructions: Specify part number.		

Spindle & Springs

Part Number	Description	Price Each
Spindle & Spring Kits (qty two each)		
L283-198	Spindles and springs for 1-3/8" - 1 7/8" doors	**$16.00**
L283-199	Spindles and springs for 2" - 3 1/2" doors	**18.80**
Spindles & Springs (qty one each)		
L283-060	Spindle and spring for 1 3/8" - 1 7/8" doors (two required per lock)	**$8.00**
L283-061	Spindle and spring for 2" - 3 1/2" doors (two required per lock)	**9.90**
L283-064	Spindle and spring, L0172 full dummy (one required per lock)	**14.10**
L283-065	Spindle and spring, L0170 half dummy (one required per lock)	**7.50**
Ordering instructions: Specify part number.		

Lock Cases

Part Number	Lock Function and Description	Price Each
24759599	LM9210, Passage	$1,540.00
	LM9225, Exit	
24759623	LM9250, Office/Entry	1,711.00
	LM9270, Classroom	
	LM9271, Classroom Security	
	LM9280, Storeroom	
24616914	LM9256, Office/Entry w/ auto unlock	1,781.00
24759656	LM9290/LM9292/LM9294 Electrified	1,996.00
24759664	LM9291/LM9293/LM9295 Electrified	1,996.00

Latch Kits

Part Number	Lock Function and Description	Price Each
24721714	Top Latch Kit	$171.00
24721722	Bottom Latch Kit	137.00

Cables

Part Number	Lock Function and Description	Price Each
24665002	Top strike - includes strike, strike shims and screw pack (VD 23945223)	$42.20
24664997	Bottom strike - includes strike, anchors and screw pack (VD 24664997)	23.90
24647265	LM9200 bottom cable	51.30
24691750	LM9200 top cable, 6'8-7'0" door opening	51.30
24691768	LM9200 top cable, 7'1"-8'0" door opening	51.30
24691776	LM9200 top cable, 8'1"-9'0" door opening	57.10
24691784	LM9200 top cable, 9'1"-10'0" door opening	57.10

Fire-rated components

Part Number	Lock Function and Description	Price Each
24750408	Fire barrier	$146.00
24756504	Intumescent for fire barrier	68.20
24792558	Intumescent for armor front	68.20
48968887	Fire pin kit - includes fire pin, fire pin sleeve, fire pin strike, and screws	153.00

Miscellaneous Parts

Part Number	Lock Function and Description	Price Each
24616922	Link, top, LM9200	**$17.30**
24302960	Electrified locking catch, LM9200	**15.10**
24511081	Spool assembly, LM9200	**72.50**
24624892	Hub spring, LM9200	**12.70**
24625642	Retractor, LM9200	**14.70**
24683542	Tilting link compression spring, LM9200	**1.40**
24865057	Faceplate tab, LM9200 11/4"	**28.20**
24869893	Electrified link, LM9200	**92.00**
24869901	Electrified hub, LM9200	**77.80**
49001704	Capacitor holder, LM9200	**20.40**
24616930	Link, bottom, LM9200	**15.70**
24625667	Bell crank cover, LM9200	**73.00**
24625717	Tilting link, LM9200	**20.30**
24641714	Turn hub spring, LM9200	**15.50**
24653917	Lock Case, Subassembly, LM9200	**307.00**
24653925	Link subassembly, LM9200	**304.00**
L283-055	Cylinder retainer plate and screw	**18.40**
L283-344	L909x/LM929x PCB assembly	**210.00**
L283-680	L909x/LM929x motor assembly	**95.70**
L583-015	Latchbolt guide	**3.80**
L583-748	Retractor hub (2 required per lock)	**4.30**
L583-020	Retractor hub spacer	**4.50**
L583-021	Retractor lever	**3.90**
L583-022	Retractor rocker	**3.10**
L583-023	Blocking plate	**3.80**
L583-024	Retractor link	**8.00**
L583-025	Retractor Crank	**8.00**
L583-029	Turn Hub	**19.70**
L583-045	Locking catch	**20.10**
L583-048	Locking link	**4.50**
L583-050	Link pin	**1.90**
L583-454	Case cover screw (7 required)	**1.50**
L583-485	Lock handing screw	**1.80**
L583-490	Cylinder retainer	**7.20**
L283-030	Pack of 20 truarc rings, levers	**21.90**
L283-031	Mounting Plate, inside lever	**20.10**
L283-040	Spring Cage (1 required per lever)	**9.90**
L283-150	Mounting Plate for inside rose trim on one side of door only	**40.40**
L583-066	Mounting plate screw (2 required per lock)	**1.40**

Mortise Cylinders

Cam	Description	Cylinder Mechanism	Complete Cylinder	Price Each	
				Open	Restricted
L583-474 For cyl. length 1 1/8", 1 3/8", 1 5/8" 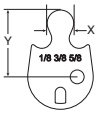 Dim. X = .261 Y = .644	Cylinder Only: L & N Escutcheons	Standard	30-021	**$74.00**	**$91.50**
		Primus Controlled Access	20-793	**154.00**	
		Primus XP Controlled Access	20-793-XP	**154.00**	
		Primus UL437	20-593	**187.00**	
		Primus XP UL437	20-593-XP	**187.00**	
L583-475 For cyl. length 1 1/4", 1 1/2", 1 3/4" 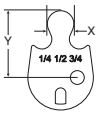 Dim. X = .261 Y = .644	Cylinder With Compression Ring & Spring: Rose Trim	Standard	30-001	**85.00**	**102.50**
		Primus Controlled Access	20-787	**164.00**	
		Primus XP Controlled Access	20-787-XP	**164.00**	
		Primus UL437	20-587	**196.00**	
		Primus XP UL437	20-587-XP	**196.00**	
		Primus Lockout	20-717	**221.00**	
		Primus XP Lockout	20-717-XP	**221.00**	
		Primus UL437 Lockout	20-517	**238.00**	
		Primus XP UL437 Lockout	20-517-XP	**238.00**	

Allegion Connect Harnesses - Prices listed are net, discounting does not apply

Part Number	Description	Price Each
Harnesses with Molex Connectors on both ends (for use with Hollow Metal Doors)		
CON-6	6" Wire Harness (internal p/n 106190-00)	**$10.50**
CON-12	12" Wire Harness (internal p/n 106191-00)	**14.00**
CON-26	26" Wire Harness (internal p/n 106192-00)	**15.80**
CON-32	32" Wire Harness (internal p/n 106193-00)	**16.90**
CON-38	38" Wire Harness (internal p/n 106194-00)	**18.50**
CON-44	44" Wire Harness (internal p/n 106195-00)	**18.00**
CON-50	50" Wire Harness (internal p/n 106196-00)	**18.50**
CON-192	192" Wire Harness (internal p/n 106197-00)	**44.20**
Harnesses with Molex Connector on one end, crimped pins on other w/ attachable Molex connector (for use with Wood Doors)		
CON-6P	6" Wire Harness (internal p/n 106201-00)	**$13.40**
CON-12P	12" Wire Harness (internal p/n 106202-00)	**16.90**
CON-26P	26" Wire Harness (internal p/n 106203-00)	**18.50**
CON-32P	32" Wire Harness (internal p/n 106204-00)	**19.80**
CON-38P	38" Wire Harness (internal p/n 106205-00)	**20.30**
CON-44P	44" Wire Harness (internal p/n 106206-00)	**20.90**
CON-50P	50" Wire Harness (internal p/n 106207-00)	**21.50**
CON-192P	192" Wire Harness (internal p/n 106208-00)	**46.50**
Harness with Molex Connector on one end, stripped leads on other (for connection to power supply)		
CON-6W	6" extension to power supply (internal p/n 106210-00)	**$13.40**
Service Kit		
CON-KIT	Connector Service Kit (internal p/n 050823-00-00) contains: -100 each male & female terminals -10 each 4-pin and 8-pin male connectors -10 each 4-pin and 8-pin female connectors - 1 extraction tool"	**$111.00**

GRADE 2 INTERCONNECT LOCK

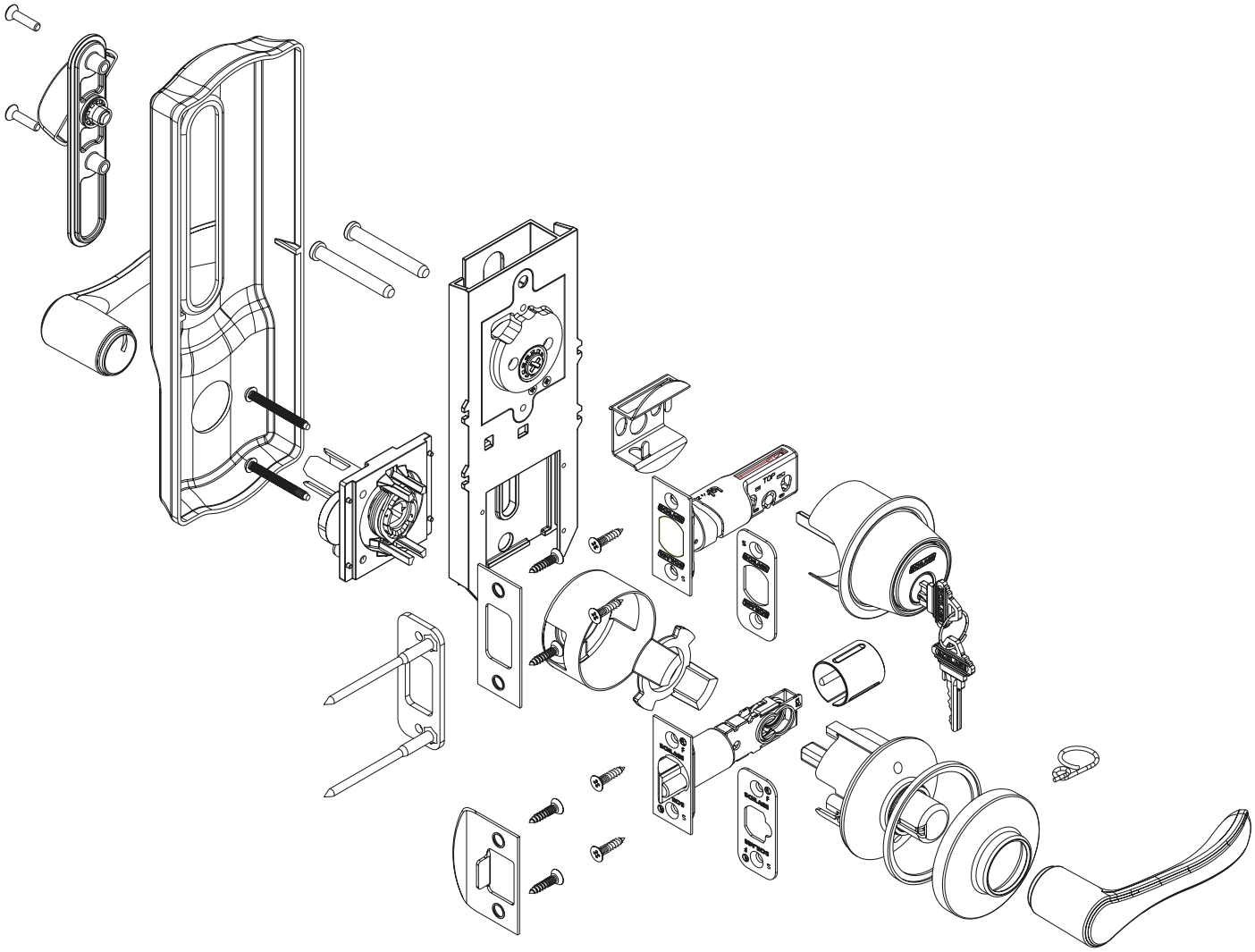

CS Series

GRADE 2 INTERCONNECT LOCK

To order Schlage products, descriptive data should be in the same sequence as shown below.

Line Item	Qty	Function	Cyl Type	Outside		Inside		Escutcheon		Dr Thk	Handing	Latch		Strike	
				DES	FIN	DES	FIN	DES	FIN			DES	FIN	DES	FIN
1	10	CS210-B60	P	SAT	626	ACC	605	CAM	605	134	RH	12-339	606	10-109	605

Line Item: Line item number
Qty: Quantity
Product: Product function + Cylinder code
Outside Des: Outside lever design
Outside Fin: Outside finish
Inside Des: Inside lever design: Specify only if different from the outside lever design
Inside Fin: Inside lever finish: Specify only if different from the outside finish
Hand: Default handing for the CS210 is right hand (RH). Handing is field reversible. Handing instructions are required on the following levers due to their design: Accent, Avanti, Callington, Champagne, Flair, Manhattan, Merano and St. Annes. When specifying handing, only one handing allowed per line item. Example: RH = right hand, LH = left hand, RR = right reverse, LR = left reverse.
Latch: Product latch: Leave blank for standard latch or specify part number if non-standard latch is required.
Strike: Product strike: Leave blank for standard strike or specify part number if non-standard strike is required.
Dr Thk: Door thickness: Enter door thickness if non-standard. Example: 138=1 3/8"
Ext: Extension: Enter for 1 3/8" doors. Example: EE=extended equally, EI=extended inside, EO=extended outside, ED=extended differently
Dim: Dimension: Enter only for non-standard strike lip length
Additional Details: Enter additional detail for keying information or special requirements

Common Pricing Information	
1.	Locks are furnished with standard features unless otherwise specified.
2.	Door thickness is 1 ¾" unless otherwise specified.
3.	Split finishes and designs will be priced at the highest list price of the design and/or finish.
4.	⌛ denotes a lock or part that requires an extended lead time.
5.	✋ denotes a handed product and requires handing to be specified.
6.	For all restricted keyways (Everest D, Everest 29 T, Quad, Numbered, Reversed) add $17.50. This does not apply to Primus cylinders. See Terms and Conditions for ordering information and requirements.
7.	Locks, keys and cylinders containing restricted keyways require additional documentation to order. Please see Terms and Conditions for the specific requirements.
8.	Keyway must be specified for keyed functions and cylinders. If not specified, default keyway will be S123 for KA, KD and 0-bitted product and S145 for Factory managed masterkey systems.
9.	Multiple keying options are available. Locks and cylinders are furnished KD unless otherwise specified or excepted by notation.
10.	Control Keys for permanent and construction cores are not included with the lock or cylinder and must be ordered separately.
11.	Locks specified C keyway and KD will receive 6 pin cylinders keyed 5 pin with 5 pin keys. Locks specified 0-bitted will receive 6 pin cylinders with 6 pin keys.
12.	Full Size Interchangeable Cores (FSIC) are furnished 1-bitted unless otherwise specified. If 0-bitted is selected, the order will be entered as 1-bitted. This does not apply to FSIC Primus® cores.
13.	Conventional standard pinned cylinders, Primus cylinders (conventional and FSIC) can be supplied 0-bitted. If 1-bitted is selected, the order will be entered as 0-bitted.
14.	Available plug face finishes are 606 and 626. For brass or bronze finish colors, the plug face finish is 606. For chrome, nickel or stainless steel finish colors, the plug face finish is 626.
15.	Locks and cylinders will be furnished with 2 keys each as standard. Additional keys will be charge at the additional cut keys charge appropriate for the cylinder/key type

Table of Contents

Functions **CS210-4**
Complete Locks **CS210-5**
Options **CS210-8**
Deadbolts/Deadlatches....CS210-8
Deadbolt Strikes....CS210-8
Strike Combinations....CS210-8
Locks Less Components....CS210-8
Parts **CS210-9**
Deadbolts....CS210-9
Deadlatches....CS210-9
Deadbolt/Deadlatch Combinations....CS210-9
Deadbolt Strikes....CS210-9
Deadlatch Strikes....CS210-9
Deadbolt/Deadlatch Strike Combinations....CS210-9
Components....CS210-10
Miscellaneous Subassemblies/ Components....CS210-10
Screw/Screw Packs....CS210-10
Cylinders....CS210-10
Complete Cylinders **See Cylinders Section**
How To Order **Forms & Examples**

Product Identification

CS 210-500 P D

Latch Suffix
- **D** = Deadlatch

Cylinder Suffix
- **P** = 6-Pin Cylinder(s)
- **L** = Less 6-Pin Cylinder(s)
- **R** = Full Size Interchangeable Core
- **J** = Less Full Size Interchangeable Core
- **M** = Everest 29 SL Full Size Interchangeable Core
- **T** = Full Size Construction Core
- **B** = Less SFIC
- **BDC** = Disposable SFIC
- **G** = Everest 29 Patented SFIC
- **H** = Construction Core
- **Z** = Everest SL 7 pin Cylinder

Function
- **B500** = Commercial
- **B60** = Residential

Lock Series

Finish Codes and Descriptions

Code		Description
605	(US 3)	Bright Brass
609	(US 5)	Antique Brass
619	(US 15)	Satin Nickel
622	(US 19)	Matte Black
625	(US 26)	Bright Chromium Plated
626	(US 26D)	Satin Chromium Plated
643e	(US 11)	Aged Bronze

Standard Features

BHMA CERTIFIED

Certification:	ANSI/BHMA Certified A156.12-2013, Grade 2, UL listed for 3-hour fire door With SFIC interchangable core cylinders: Grade 3 Security
Deadbolt:	1 X 2-1/4", dual option faceplate, (square corner standard, round corner included in package), 1" housing diameter, 1" throw
Latch	1" x 2-1/4" dual option faceplate (square corner standard, round corner included in package). 1" edge bore required
Strikes:	1-1/8" X 2-3/4", Square corner (deadbolt) and 1-5/8" X 2-1/4", Square corner, full lip, no box, 1 5/8" x 2 1/4" (Deadlatch)
Backset:	Adjustable backset, fits 2-3/8" or 2-3/4"
Cylinders:	6-pin, solid brass, keyed 6-pin, S123 keyway, keyed different (KD)
Door Range:	1-3/4" to 2" standard (1-3/8" available, must be specified)
Keys:	Nickel silver cut keys, 6-pin, S123 section
Center to Center:	Fits 4" or 5 1/2" (factory default) center to center door preps

ANSI/BHMA Certified A156.12-2013, Grade 2, UL Listed for 3-hour fire door.

SCHLAGE ANSI

CS210PD F95

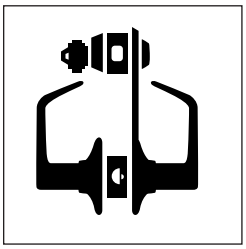

Entrance, Single Locking
Deadbolt operated by key from outside or by turn unit from inside. Bolt automatically deadlocks when fully thrown. Latch retracted by lever from either side. Turning inside lever retracts deadbolt and latch simultaneously for immediate exit.

Accent (ACC)

Specify hand

Avanti (AVA)

Specify hand

Avila (VLA)

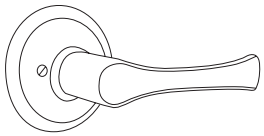

Boardwalk (BRK)

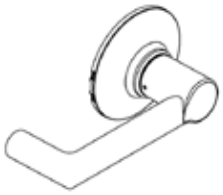

Broadway (BRW)

Callington (CLT)

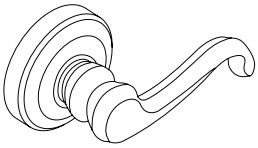

Specify hand

Champagne (CHP)

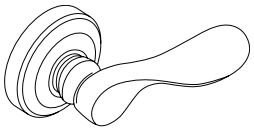

Specify hand

Elan (ELA)

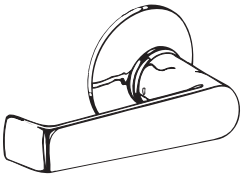

Flair (FLA)

Specify hand

Jazz (JAZ)



Jupiter (JUP)

Latitude (LAT)

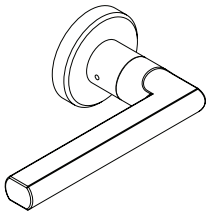

Longitude (LON)

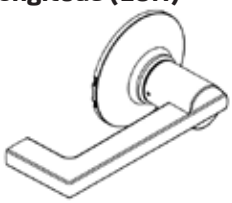

Manhattan (MNH)

Specify hand

Merano (MER)

Specify hand

Neptune (NEP)

Saturn (SAT)

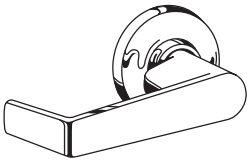

St. Annes (STA)

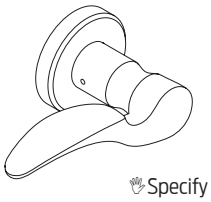

Specify hand

Roses

Inside/Outside Rose - Saturn
Levers: JUP, NEP, SAT
Size: 2 1/2" dia.

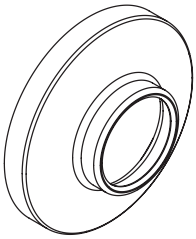

Outside Rose - Plymouth
Levers: ACC, AVA, VLA, BRK, BRW, CLT, CHP, ELA, FLA, JAZ, LAT, LON, MNH, MER, STA
Size: 2 1/2" dia.

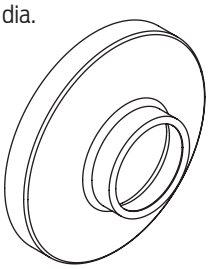

Escutcheons

Camelot (CAM)	Plymouth (PLY)
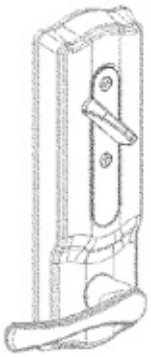	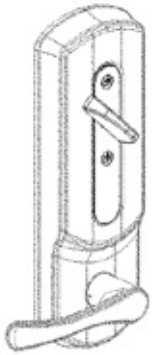

Latches

12-340	16-260
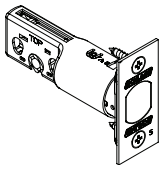	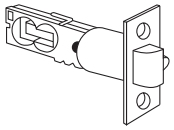

Strikes, Deadbolts

10-094 Standard	10-092	10-095	10-116
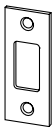	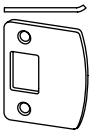	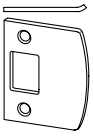	

Strikes, Deadlatches

10-001	10-026 Standard	10-027
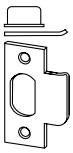	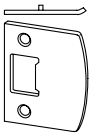	

Function	Description	Design and Finishes		Primary Cylinder Adjustments Available Levers Available Finishes					
		ACC AVA VLA CLT CHP ELA FLA JAZ JUP LAT MNH MER NEP SAT STA BRK BRW LON		LD CD	RD TD*	JD	BD BDC	GD	HD*
				ALL					
				605 609 619 625 626 643e					
Keyed, Single Cylinder		626	605 609 619 622 625 643e	LD CD	RD TD	JD	BD BDC	GD	HD
CS210-B500	Entrance with Commercial Spin Ring	412	424	-64	38	-35	N/C	84	44
CS210-B60**	Entrance with Residential Spin Ring						N/A	N/A	N/A
SECONDARY CYLINDER ADJUSTMENT	EVEREST AND RESTRICTED KEYWAY								
	EVEREST D & T FAMILY & RESTRICTED KEYWAYS (QUAD, NUMBERED, REVERSE)			+17.50					
	SL Cylinder with Everest B or Everest R keyways			+17.50					
*	Temporary cores (TD and HD options) require non-refundable core handling charge (50-231) of $10.40 and will be added to the price of the lock.								
**	B60 spin ring accepts the KIL and FSIC formats only								

Deadbolts/Deadlatches

Combo Part Number	Deadbolt	Deadlatch	Backset - Hsg Dia. - Description	Lock Adjustment
12-339	12-340	16-260	2 3/8" or 2 3/4" - 1" - Dual Option, 1" x 2 1/4", standard (square corner standard, round corner included in the package)	**N/C**

Deadbolt Strikes

Part Number	Lip Length - Description	Lock Adjustment
10-094	N/A - Square corner, 1 1/8" x 2 3/4"	**N/C**
10-092	1 1/8" - 1/4" Radius round corner, full lip, no box, 1 5/8" x 2 1/4"	
10-095	1 1/8" - 1/4" Square corner, full lip, no box, 1 5/8" x 2 1/4"	
10-116	N/A - Round corner strike, no lip, 1 1/8" X 2 3/4"	

Deadlatch Strikes

Part Number	Lip Length - Description	Lock Adjustment
10-001	1 1/8" - Square corner, T-strike, box, 1 1/8" x 2 3/4"	**N/C**
10-026	1 1/8" - Square corner, full lip, no box, 1 5/8" x 2 1/4"	
10-027	1 1/8" - 1/4" Radius round corner, full lip, no box, 1 5/8" x 2 1/4"	

Strike Combinations

Deadbolt Strike	Deadlatch Strike	Specify Combo Number	Add to Lock Price
10-094	10-001	10-109	**N/C**
10-094	10-026	10-121	
10-116	10-027	10-122	
10-092	10-027	10-123	
10-095	10-026	10-124	

Locks Less Components

Description	Specify	Lock Adjustment
Less deadbolt strike	LLL for deadbolt strike Example: CS210PD SAT 12-339 LLL/10-001	**N/C**
Less deadlatch strike	LLL for deadlatch strike Example: CS210PD SAT 12-339 LLL/10-094	**N/C**
Less both levers	LLL for both Levers Example: CS210PD LLL/SAT LLL	**-$12.10**

Shaded items are standard components and are furnished with locks unless otherwise specified.

Deadbolts

Available Finishes - Specify for Listed Parts		605	609	619	622	625	626	643e
12-340, 12-291, 12-633		▪	▪	▪	▪	▪	▪	▪
Part Number	**Backset - Description**	**Price Each**						
12-340	2 3/8" or 2 3/4" - Square corner, 1" x 2 1/4 Round corner, 1"x 2 1/4", included	**$42.00**						
12-291	2 3/8" or 2 3/4" - Square corner, 1 1/8" x 2 1/4"	**42.00**						
12-633	5" - Square corner, 1 1/8" x 2 1/4"	**92.80**						

Deadlatches

Available Finishes - Specify for Listed Parts		605	609	619	622	625	626	643e
16-260, 16-228, 16-132		▪	▪	▪	▪	▪	▪	▪
Part Number	**Backset - Description**	**Price Each**						
16-260	2 3/8" or 2 3/4" - Square corner, 1" x 2 1/4" Round corner, 1"x 2 1/4", included	**$37.40**						
16-228	2 3/8" or 2 3/4" - Square corner, 1 1/8" x 2 1/4"	**35.90**						
16-132	5" - Square corner, 1 1/8" x 2 1/4"	**46.60**						

Deadbolt/Deadlatch Combinations

Available Finishes - Specify for Listed Parts				605	609	619	622	625	626	643e
12-339, 16-483, 16-484				▪	▪	▪	▪	▪	▪	▪
Part Number	**Backset - Description**	**Deadbolt**	**Deadlatch**	**Price Each**						
12-339	2 3/8" or 2 3/4" - Dual Option, 1" x 2-1/4"	12-340	16-260	**$78.00**						
16-483	2 3/8" or 2 3/4" - Square corner, 1 1/8" x 2 1/4"	12-291	16-228							
16-484	5" - Square corner, 1" x 2 1/4"	12-633	16-132	**139.00**						

Deadbolt Strikes

Available Finishes - Specify for Listed Parts		605	609	619	622	625	626	643e
10-094, 10-092, 10-095		▪	▪	▪	▪	▪	▪	▪
Part Number	**Lip Length - Description**	**Price Each**						
10-094	N/A - Square corner, 1 1/8" x 2 3/4"	**$12.20**						
10-092	1 1/8" - 1/4" Radius round corner, full lip, no box, 1 5/8" x 2 1/4"	**7.90**						
10-095	1 1/8" - Square corner, full lip, no box, 1 5/8" x 2 1/4"							
10-116	N/A - Round corner strike, no lip, 1 1/8" X 2 3/4"	**13.70**						
37-016	Strike reinforce, use with 10-094 and 10-116	**15.70**						

Deadlatch Strikes

Available Finishes - Specify for Listed Parts		605	609	619	622	625	626	643e
10-001, 10-026, 10-027		▪	▪	▪	▪	▪	▪	▪
Part Number	**Lip Length - Description**	**Price Each**						
10-001	Square corner, T-strike, box, 1 1/8" x 2 3/4"	**$6.50**						
10-026	1 1/8" - Square corner, full lip, no box, 1 5/8" x 2 1/4"	**7.60**						
10-027	1 1/8" - 1/4" Radius round corner, full lip, no box, 1 5/8" x 2 1/4"							

Deadbolt/Deadlatch Strike Combinations

Available Finishes - Specify for Listed Parts			605	609	619	622	625	626	643e
10-109, 10-121, 10-122, 10-123, 10-124			▪	▪	▪	▪	▪	▪	▪
Part Number	**Deadbolt Strike**	**Deadlatch Strike**							
10-109	10-094	10-00111/8" lip	**$18.70**						
10-121	10-094	10-026	**19.80**						
10-122	10-116	10-027	**21.30**						
10-123	10-092	10-027	**15.50**						
10-124	10-095	10-026							

Finished Trim Subassemblies/Components

Available Finishes - Specify for Listed Parts		605	609	619	622	625	626	643e
S206-501, S206-516, S206-515, S206-518, S206-517, 08-029, F506-864, F206-493 06-242		▪	▪	▪	▪	▪	▪	▪
Part Number	**Description**	**Price Each**						
S206-501	Assembly, cylinder, DB, OUTSIDE, CS200	**$60.00**						
S206-516	Assembly, housing, cylinder, IC, THIN DOOR, CS200	**235.00**						
S206-515	Assembly, housing, cylinder, IC, CS200	**223.00**						
S206-518	Assembly, housing, cylinder, SFIC, THIN DOOR, CS200	**150.00**						
S206-517	Assembly, housing, cylinder, SFIC, CS200	**131.00**						
S206-523	Assembly, outside cylinder housing, SFIC, CS200	**115.00**						
08-029* **	Rose SAT PLY (Snap On Only)	**13.00**						
B300-057	Assembly, outside cylinder housing, FSIC CS200	**115.00**						
B300-058	Assembly, outside cyliinder housing, CS200	**115.00**						
F506-864	Escutcheon CAM PLY	**94.70**						
F206-493	Plate, escutcheon assembly	**47.70**						
06-242**	Kit, levers	**58.50**						
F506-864	Escutcheon CAM PLY	**91.90**						
F206-493	Plate, escutcheon assembly	**47.70**						
06-242**	Kit, levers	**58.50**						
*	Rose - Lever Combination Saturn - Saturn, Neptune, Jupiter Plymouth - Accent, Avanti, Avila, Callington, Champagne, Elan, Flair, Jazz, Jupiter, Latitude, Manhattan, Merano, St. Annes							
**	The CS200 product line transitined from crimp-on roses (not removeable) to snap on roses (removable) in AUGUST 2015. The Rose - Lever Combination needs to be considered for changing levers for locks with crimp-on roses. Snap-on roses can be identified by retention dimples at the base of the rose. If not compatible, an outside chassis with a crimp-on rose can be updated with the following items: - 06-242 Kit, levers - 08-029 Rose SAT PLY (Snap on) - A501-945 Ring reinf rose - F206-496 Outside Chassis Assy, Interconnect							

Miscellaneous Subassemblies/Components

Part Number	Description	Price Each
S206-502	Interconnect assembly, mechanical	**$99.30**
F206-494	Inside chassis assembly, interconnect	**37.70**
F206-496	Outside chassis assy, interconnect	**35.30**
A501-945	Ring reinf rose, LUN-ORB-TUL	**0.54**
F506-878	Driver bar	**3.40**
F506-867	Handing Plate	**6.40**

Screw/Screw Packs

Available Finishes - Specify for Listed Parts			605	609	619	622	625	626	643e
B202-578, S206-504			▪	▪	▪	▪	▪	▪	▪
Part Number	**Description**	**Contents**	**Price Each**						
B202-578	Latch and strike	(4) C603-897	**$8.30**						
S206-504	Chassis & trim	(2) B600-101 (2) B520-621 (2) F506-278	**6.50**						
S206-505	Chassis & Trim, Thick Door	(2) B600-10 (2) B520-621 (2) F506-278	**6.50**						
B502-873*	Screw, reinf. strike	-	**0.58**						
*	Order in multiples of 100								

Cylinder Reference Table

Available Finishes - Specify for Listed Parts				606 613 622 643e	626 613 622 643e
22-093					
Part Number	**Cylinder Mechanism**	**Function**	**Design**	**Price Each Open**	**Price Each Restricted**
22-093	Standard	Standard Functions	All	**$64.00**	**$81.50**

Product No Longer Available.

Product No Longer Available.

Product No Longer Available.

Product No Longer Available.

Product No Longer Available.

Product No Longer Available.

Product No Longer Available.

Product No Longer Available.

Product No Longer Available.

Product No Longer Available.

Product No Longer Available.

Product No Longer Available.

Product No Longer Available.

Product No Longer Available.

S200 Series
INTERCONNECT LOCK

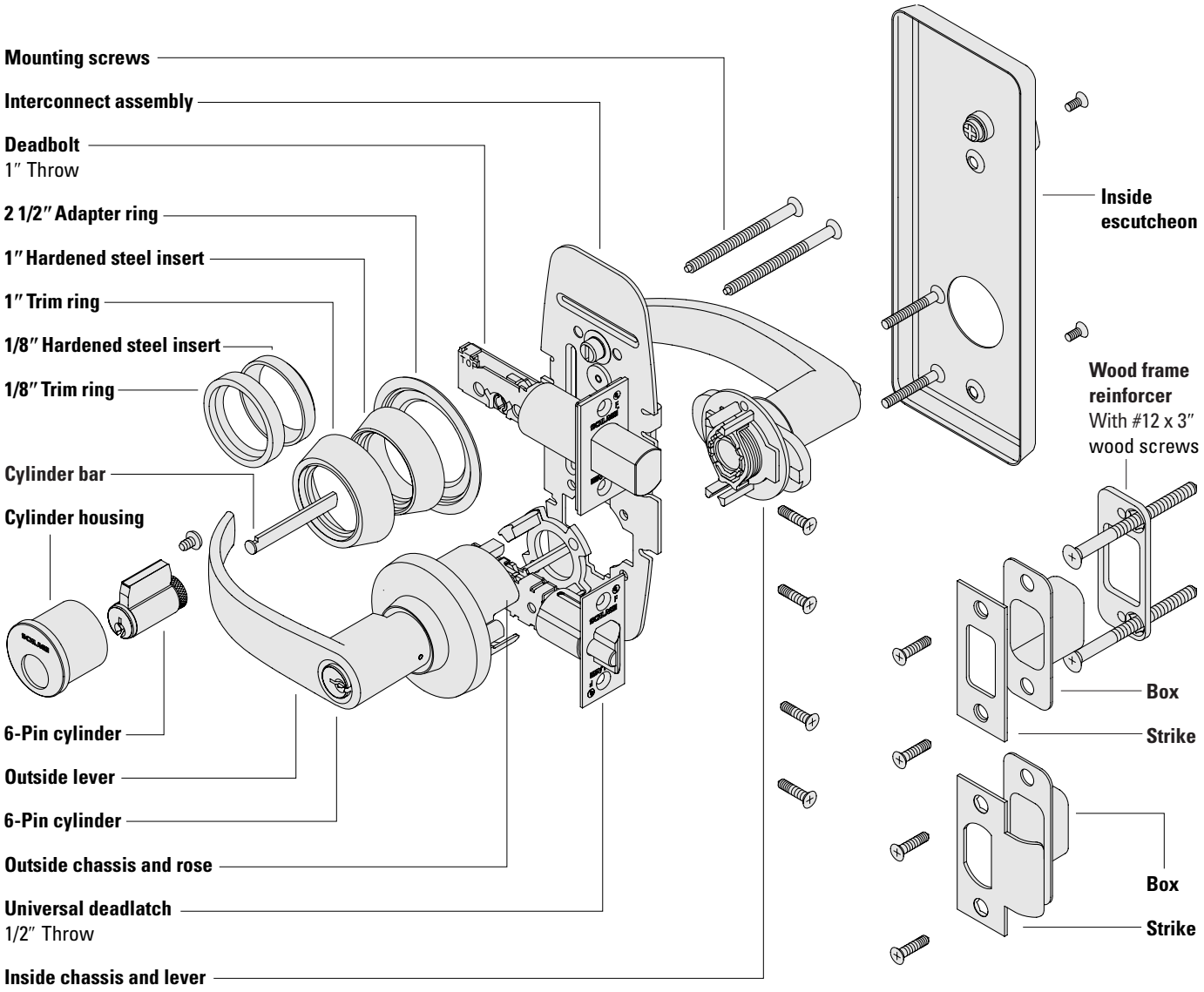

INTERCONNECT LOCK

To order Schlage products, descriptive data should be in the same sequence as shown below.

Line Item	Qty	Product	Outside		Inside		Hand	Latch	Strike	Dr Thk	Ext	DIM	Additional Details
			DES	FIN	DES	FIN							
1	10	S251PD	NEP	626	FLA	613	RH	12-339	10-109	-	-	-	-

Line Item: Line item number
Qty: Quantity
Product: Product function + Cylinder code
Outside Des: Outside lever design (Choice of lever determines escutcheon. Saturn, Neptune and Jupiter levers default to the Saturn escutcheon. The Flair lever defaults to the Flair escutcheon.)
Outside Fin: Outside finish
Inside Des: Inside lever design: Specify only if different from the outside lever design
Inside Fin: Inside lever finish: Specify only if different from the outside finish (Lever selection determines escutcheon)
Hand: Hand of door: Only one hand allowed per line item. Example: RH=right hand, LH=left hand, RR=right reverse, LR=left reverse
Latch: Product latch: Leave blank for standard latch or specify part number if non-standard latch is required.
Strike: Product strike: Leave blank for standard strike or specify part number if non-standard strike is required.
Dr Thk: Door thickness: N/A for S200 line
Ext: Extension: N/A for S200 line
Dim: Dimension: Enter only for non-standard strike lip length
Additional Details: Enter additional detail for keying information or special requirements

Common Pricing Information

1.	Locks are furnished with standard features unless otherwise specified.
2.	Door thickness is 1 ¾" unless otherwise specified.
3.	Split finishes and designs will be priced at the highest list price of the design and/or finish.
4.	⌛ denotes a lock or part that requires an extended lead time.
5.	✋ denotes a handed product and requires handing to be specified.
6.	For all restricted keyways (Everest D, Everest 29 T, Quad, Numbered, Reversed) add $17.50. This does not apply to Primus cylinders. See Terms and Conditions for ordering information and requirements.
7.	Locks, keys and cylinders containing restricted keyways require additional documentation to order. Please see Terms and Conditions for the specific requirements.
8.	Keyway must be specified for keyed functions and cylinders. If not specified, default keyway will be S123 for KA, KD and 0-bitted product and S145 for Factory managed masterkey systems.
9.	Multiple keying options are available. Locks and cylinders are furnished KD unless otherwise specified or excepted by notation.
10.	Control Keys for permanent and construction cores are not included with the lock or cylinder and must be ordered separately.
11.	Locks specified C keyway and KD will receive 6 pin cylinders keyed 5 pin with 5 pin keys. Locks specified 0-bitted will receive 6 pin cylinders with 6 pin keys.
12.	Full Size Interchangeable Cores (FSIC) are furnished 1-bitted unless otherwise specified. If 0-bitted is selected, the order will be entered as 1-bitted. This does not apply to FSIC Primus® cores.
13.	Conventional standard pinned cylinders, Primus cylinders (conventional and FSIC) can be supplied 0-bitted. If 1-bitted is selected, the order will be entered as 0-bitted.
14.	Available plug face finishes are 606 and 626. For brass or bronze finish colors, the plug face finish is 606. For chrome, nickel or stainless steel finish colors, the plug face finish is 626.
15.	Locks and cylinders will be furnished with 2 keys each as standard. Additional keys will be charge at the additional cut keys charge appropriate for the cylinder/key type

Table of Contents

Functions **S200-4**
Complete Locks **S200-5**
Options **S200-7**
Deadbolts/Deadlatches..... S200-7
Deadbolt Strikes..... S200-7
Deadlatch Strikes..... S200-7
Strike Combinations S200-7
Locks Less Components..... S200-7
Primus® / Primus XP..... S200-7
Parts **S200-8**
Levers and Related Parts..... S200-8
Escutcheons S200-8
Trim Combinations..... S200-8
Deadbolts S200-8
Deadlatch S200-9
Deadbolt/Deadlatch Combinations S200-9
Deadbolt Strikes..... S200-9
Deadlatch Strikes..... S200-9
Deadbolt/Deadlatch Strike Combinations..... S200-9
Miscellaneous Parts/Adapters.....S200-10
Screws.....S200-10
Screw Packs S200-10
Cylinders.....S200-10
Complete Cylinders **See Cylinders Section**
How To Order **Forms & Examples**

Product Identification

S2 51 P D

Latch Suffix
- **D** = Deadlatch

Cylinder Suffix
- **P** = 6-Pin Cylinder(s)
- **L** = Less 6-Pin Cylinder(s)
- **R** = Full Size Interchangeable Core(s)
- **J** = Less Full Size Interchangeable Core(s)
- **M** = Everest 29 SL Full Size Interchangeable Core
- **T** = Full Size Construction Core(s)
- **Z** = Everest SL 7 pin Cylinder

Function

Lock Series

Finish Codes and Descriptions

Code		Description
605	(US 3)	Bright Brass
606	(US 4)	Satin Brass
609	(US 5)	Antique Brass
613	(US 10B)	Oil Rubbed Bronze
619	(US 15)	Satin Nickel
625	(US 26)	Bright Chromium Plated
626	(US 26D)	Satin Chromium Plated

Standard Features

Certification	UL Listed for 3-hour fire door.
Deadbolt	1 x 2 1/4", Square corner faceplate, 1" housing diameter, 1" throw
Deadlatch	1 x 2 1/4", Square corner faceplate, 1" housing diameter, 1/2" throw
Strikes	1 1/8" x 2 3/4", Square corner, box (deadbolt) and 1 1/8" x 2 3/4", Square corner, T-strike, box (deadlatch)
Reinforcement	Metal dust box reinforcer with three – 3" screws
Backset	Adjustable for 2 3/8" or 2 3/4"
Cylinder(s)	6-Pin upper cylinder and 6-pin lower cylinder, solid brass, keyed 6-pin, S123 keyway, keyed different (KD) — upper and lower cylinders are keyed alike
Door Range	1 3/8" – 2"
Keys	Two nickel silver cut keys per lock, 6-pin, S123 section

UL Listed for 3-hour fire door.

SCHLAGE ANSI

S210PD F95

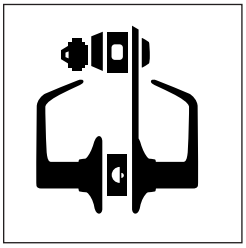

Entrance, Single Locking
Deadbolt operated by key from outside or by turn unit from inside. Bolt automatically deadlocks when fully thrown. Latch retracted by lever from either side. Turning inside lever retracts deadbolt and latch simultaneously for immediate exit.

S280PD F98

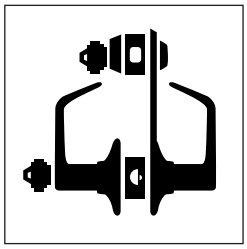

Storeroom Lock
Deadbolt operated by key from outside or by turn unit from inside. Bolt automatically deadlocks when fully thrown. Outside lever fixed when locked. Entrance by key unlocking lever for access. Turning inside lever retracts deadbolt and latch simultaneously for immediate exit. Latch automatically deadlocks when door is closed.

S251PD F97

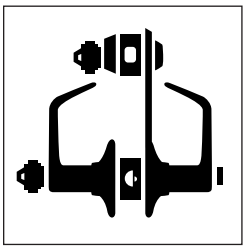

Entrance, Double Locking
Deadbolt operated by key from outside or by turn unit from inside. Bolt automatically deadlocks when fully thrown. Outside lever unlocked by key from outside when locked by turn button in inside lever. Turning inside lever retracts deadbolt and latch simultaneously for immediate exit. Latch automatically deadlocks when door is closed.

S290

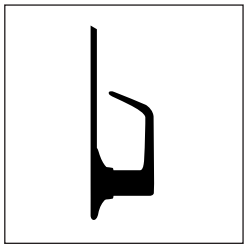

Single Dummy Trim
Dummy trim for inside of door. Used for door pull or as matching inactive trim.

S270PD

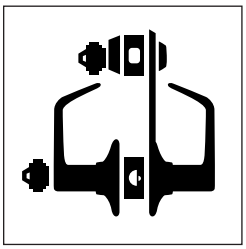

Classroom Lock
Deadbolt operated by key from outside or by turn unit from inside. Bolt automatically deadlocks when fully thrown. Outside lever is locked and unlocked by key from outside. Turning inside lever retracts deadbolt and latch simultaneously for immediate exit.
Latch automatically deadlocks when door is closed.

Neptune (NEP)

Saturn (SAT)

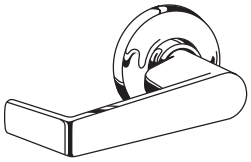

Jupiter (JUP)

Flair (FLA)

Specify hand

Commercial Lever Suite

S200 Lock	S Lock	98/99 Exit	ND Levers	AL Lock	L Lock Levers
Jupiter	Jupiter	07	Athens	Jupiter	07
Neptune	Neptune	17	Sparta	Neptune	17
Saturn	Saturn	06	Rhodes	Saturn	06
Flair	Flair	Asti			Asti

Escutcheons

Saturn (SAT)
Used with NEP, SAT and JUP levers.

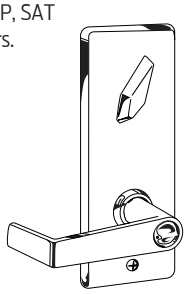

Flair (FLA)
Used with FLA lever.

Latches

12-288

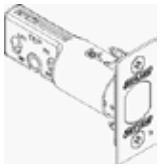

16-480

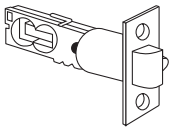

Strikes, Deadbolts

10-094

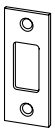

10-064

10-092

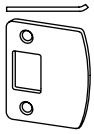

10-095

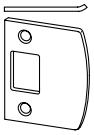

10-112

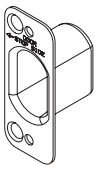

Strikes, Deadlatches

10-001

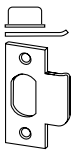

10-026

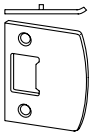

10-027

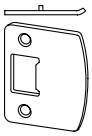

10-058

Function	Description	Design and Finishes			Primary Cylinder Adjustments Available Levers Available Finishes		
		SAT JUP NEP FLA					
		626	605 606 609 619 625	613	LD	RD TD*	JD
Keyless					**ALL**	**SAT JUP NEP**	
S290	Single Dummy	325	331	341	**605 606 609 613 619 625**		
Keyed, Single Cylinder					LD	RD TD	JD
S210PD	Entrance	497	509	527	-64	38	-35
Keyed, Double Cylinder					LD CD	RD TD	JD
S251PD	Entrance	649	661	679	-128	76	-70
S270PD	Classroom						
S280PD	Storeroom						
Secondary Cylinder Adjustment	EVEREST AND RESTRICTED KEYWAY **- DOES NOT APPLY TO PRIMUS**						
	EVEREST D & T FAMILY & RESTRICTED KEYWAYS (QUAD, NUMBERED, REVERSE)				+17.50		
	SL Cylinder with Everest B or Everest R keyways				+17.50		
	PRIMUS/PRIMUS XP - **ORDER THE LOCK LESS CYLINDER AND THE CYLINDER SEPERATELY** (PRICES BELOW)						
	SINGLE KIL EXAMPLE: 1 EA. S210LD & 1 EA. 24-769(-XP)				+141.00		
	DOUBLE KIL EXAMPLE: 1 EA. S251LD & 1 EA. 24-769(-XP) 1 EA. 20-752(-XP)				+282.00		
	SINGLE FSIC EXAMPLE: 1 EA. S280JD & 1 EA. 20-740(-XP)				+152.00		
	DOUBLE FSIC EXAMPLE: 1 EA. S251JD & 2 EA. 20-740(-XP)				+304.00		
*	Temporary cores (TD option) require non-refundable core handling charge (50-231) of $10.40 and will be added to the price of the lock.						

Deadbolts/Deadlatches

Combo Part Number	Deadbolt	Deadlatch	Backset - Hsg Dia. - Description	Lock Adjustment
16-481	12-288	16-480	2 3/8" or 2 3/4" - 1" - Square corner, 1" x 2 1/4"	N/C
16-482	12-289	16-204	2 3/8" or 2 3/4" - 1" - Round corner, 1" x 2 1/4"	
16-483	12-291	16-228	2 3/8" or 2 3/4" - 1" - Square corner, 1 1/8" x 2 1/4"	
16-484	12-633	16-132	5" - 1" - Square corner, 1 1/8" x 2 1/4", deadbolt, and square corner, 1" x 2 1/4", deadlatch (Includes G506-815 housing sleeve for latch and bolt for 1 1/8" preparation	+33.10

Deadbolt Strikes

Part Number	Lip Length - Description	Lock Adjustment
10-094	N/A - Square corner, 1 1/8" x 2 3/4"	N/C
10-064	N/A - Circular drive-in, thimble strike, 1 3/16" diameter, 494 (626 only)	
10-092	1 1/8" - 1/4" Radius round corner, full lip, no box, 1 5/8" x 2 1/4"	
10-095	1 1/8" - 1/4" Square corner, full lip, no box, 1 5/8" x 2 1/4"	

Deadlatch Strikes

Part Number	Lip Length - Description	Lock Adjustment
10-001	1 1/8" - Square corner, T-strike, box, 1 1/8" x 2 3/4"	N/C
10-026	1 1/8" - Square corner, full lip, no box, 1 5/8" x 2 1/4"	
10-027	1 1/8" - 1/4" Radius round corner, full lip, no box, 1 5/8" x 2 1/4"	
10-058	1 7/32" - Circular, adjustable, 1 3/4" diameter (605 & 626 only)	

Strike Combinations

Deadbolt Strike	Deadlatch Strike	Specify Combo Number	Lock Adjustment
10-094	10-001, 1 1/8" Lip	10-109	N/C
10-064	10-001, 1 1/8" Lip	10-251	
10-094	10-026	10-110	
10-064	10-026	10-253	
10-094	10-027	10-111	
10-064	10-027	10-256	
10-092	10-027	10-257	
10-064	10-058	10-258	
10-095	10-026	10-259	

Locks Less Components

Description	Specify	Lock Adjustment
Less deadbolt	LLL for deadbolt strike Example: S251PD NEP 626 LLL/16-480 10-109	-21.20
Less deadlatch	LLL for deadlatch strike Example: S251PD NEP 626 12-288/LLL 10-109	-24.40
Less deadbolt strike	LLL for deadbolt strike Example: S251PD NEP 626 16-481 LLL/10-001	-2.40
Less deadlatch strike	LLL for deadlatch strike Example: S251PD NEP 626 16-481 10-094/LLL	-5.40

Shaded items are standard components and are furnished with locks unless otherwise specified.

Levers and Related Parts

Available Finishes - Specify for Listed Parts		605	606	609	613	619	625	626
08-020, 08-027, 08-030		▪	▪	⌛	▪	▪	▪	▪
Part Number	**Description**	**Price Each**						
08-020*	Lever - keyed, JUP NEP SAT IFLA	**$78.30**						
08-027*	Lever - FSIC, JUP NEP SAT	**78.70**						
08-030*	Lever - FSIC, driver, retainer (converts PD to JD), JUP NEP SAT	**95.00**						
S605-242	Full size core driver	**9.60**						
S605-241	Full size core retainer	**4.40**						
S605-194	Lever insert for FSIC	**4.10**						
*	Specify part number, style & finish. Ex: 08-020 SAT 626							

Escutcheons

Available Finishes - Specify for Listed Parts		605	606	609	613	619	625	626
08-032		▪	▪	⌛	▪	▪	▪	▪
Part Number	**Description**	**Price Each**						
08-032	Inside escutcheon assembly SAT FLA	**$116.00**						

Trim Combinations

Available Finishes - Specify for Listed Parts		605	606	609	613	619	625	626
68-001, 68-003, 68-004, 08-034, 08-035		▪	▪	⌛	▪	▪	▪	▪
Part Number	**Description**	**Price Each**						
68-001*	S210 - Outside Chassis, Rose and Lever JUP NEP SAT IFLA	**$111.00**						
68-003*	S251, S270 - Outside chassis and rose assembly for S51 and S70 function. Requires outside lever	**85.90**						
68-004*	S280 - Outside Chassis and Rose SAT							
08-034*	S210, S270, S280 - Inside Chassis and Lever JUP NEP SAT IFLA	**117.00**						
08-035*	S251 - Inside Chassis and Lever JUP NEP SAT IFLA	**132.00**						
*	Specify part number, style & finish. Ex: 68-001 JUP 626							

Deadbolts

Available Finishes - Specify for Listed Parts		605	606	609	613	619	625	626
12-288, 12-289, 12-091, 12-633		▪	▪	⌛	▪	▪	▪	▪
39-030		▪				▪		
Part Number	**Backset - Description**	**Price Each**						
12-288	2 3/8" or 2 3/4" - Square corner, 1" x 2 1/4"	**$33.80**						
12-289	2 3/8" or 2 3/4" - Round corner, 1"x 2 1/4"							
12-291	2 3/8" or 2 3/4" - Square corner, 1 1/8" x 2 1/4"	**42.00**						
12-633	5" - Square corner, 1 1/8" x 2 1/4"	**92.50**						
39-030	Rabbeted latch and strike kit - adapts square corner latches and 2 3/4" high square corner strikes to 1/2" rabbeted door and frame preparations.	**58.10**						

Deadlatch

Available Finishes - Specify for Listed Parts		605	606	609	613	619	625	626
16-480, 16-204, 16-228, 16-132		▪	▪	⌛	▪	▪	▪	▪
39-030		▪				▪		
Part Number	**Backset - Description**	**Price Each**						
16-480	2 3/8" or 2 3/4" - Square corner, 1" x 2 1/4"	**$35.90**						
16-204	2 3/8" or 2 3/4" - Round corner, 1"x 2 1/4"							
16-228	2 3/8" or 2 3/4" - Square corner, 1 1/8" x 2 1/4"							
16-132	5" - Square corner, 1 1/8" x 2 1/4"	**46.60**						
39-030	Rabbeted latch and strike kit - adapts square corner latches and 2 3/4" high square corner strikes to 1/2" rabbeted door and frame preparations.	**58.10**						

Deadbolt/Deadlatch Combinations

Available Finishes - Specify for Listed Parts				605	606	609	613	619	625	626
16-481, 16-482, 16-483, 16-484				▪	▪	⌛	▪	▪	▪	▪
Part Number	**Backset - Description**	**Deadbolt**	**Deadlatch**	**Price Each**						
16-481	2 3/8" or 2 3/4" - Square corner, 1" x 2 1/4"	12-288	16-480	**$69.70**						
16-482	2 3/8" or 2 3/4" - Round corner, 1"x 2 1/4"	12-289	16-204	**69.70**						
16-483	2 3/8" or 2 3/4" - Square corner, 1 1/8" x 2 1/4"	12-291	16-228	**77.90**						
16-484	5" - Square corner, 1" x 2 1/4"	12-633	16-132	**139.00**						

Deadbolt Strikes

Available Finishes - Specify for Listed Parts		605	606	609	613	619	625	626
10-094, 10-064, 10-092, 10-095		▪	▪	⌛	▪	▪	▪	▪
Part Number	**Lip Length - Description**	**Price Each**						
10-094	N/A - Square corner, 1 1/8" x 2 3/4"	**$12.20**						
10-064	N/A - Circular drive-in, thimble strike, 1 3/16" diameter, 494 (626 only)	**16.70**						
10-092	1 1/8" - 1/4" Radius round corner, full lip, no box, 1 5/8" x 2 1/4"	**7.90**						
10-095	1 1/8" - Square corner, full lip, no box, 1 5/8" x 2 1/4"							
10-112	N/A - Metal dust box with screws	**11.70**						

Deadlatch Strikes

Available Finishes - Specify for Listed Parts		605	606	609	613	619	625	626
10-001, 10-026, 10-027		▪	▪	⌛	▪	▪	▪	▪
10-058		▪				▪		
Part Number	**Lip Length - Description**	**Price Each**						
10-001	1 1/8" - Square corner, T-strike, box, 1 1/8" x 2 3/4"	**$6.50**						
10-026	1 1/8" - Square corner, full lip, no box, 1 5/8" x 2 1/4",	**7.60**						
10-027	1/4" Radius round corner, full lip, no box, 1 5/8" x 2 1/4"							
10-058	1 7/32" - Circular, adjustable, 1 3/4" diameter, 605 and 626 only	**10.90**						

Deadbolt/Deadlatch Strike Combinations

Available Finishes - Specify for Listed Parts			605	606	609	613	619	625	626
10-109, 10-251, 10-110, 10-253, 10-111, 10-256, 10-257, 10-258, 10-259			▪	▪	⌛	▪	▪	▪	▪
Part Number	**Deadbolt Strike**	**Deadlatch Strike**	**Price Each**						
10-109	10-094	10-001, 1 1/8" lip	**$18.70**						
10-251	10-064	10-001, 1 1/8" lip	**23.20**						
10-110	10-094	10-026	**19.80**						
10-253	10-064	10-026	**24.30**						
10-111	10-094	10-027	**19.80**						
10-256	10-064	10-027	**24.30**						
10-257	10-092	10-027	**15.50**						
10-258	10-064	10-058	**27.60**						
10-259	10-095	10-026	**15.50**						

Miscellaneous Parts/Adapters

Part Number	Description	Price Each
G506-815	1" Long bolt or latch housing sleeve to adapt 7/8" diameter housing to 1" bore	**$6.90**
08-000	Interconnect assembly	**109.00**
F506-867	Rotational stop	**4.60**

Screws

Available Finishes - Specify for Listed Parts				605	606	609	613	619	625	626
C603-897, S605-297				▪	▪	⌛	▪	▪	▪	▪
Part Number	**Description**	**Type**	**Size**	**Price Each**						
B502-998*	Mounting, upper cylinder	PFH Cross Recess	10-32 x 2 1/4"	**$1.40**						
C603-897*	Latch and strike	PFH Combo	#8 x 3/4"	**0.90**						
S605-289*	Mounting, lower chassis	PFH	8-32 x 1 1/4"	**1.60**						
S605-297*	Escutcheon (2 req.)	POH	6-32 x 3/8"	**1.80**						
*	Order in multiples of 100									

Screw Packs

Available Finishes - Specify for Listed Parts			605	606	609	613	619	625	626
S306-151			▪	▪	⌛	▪	▪	▪	▪
Part Number	**Description**	**Contents**	**Price Each**						
S306-151	Mounting screws	(2) S605-289 (2) B502-998	**$10.00**						

Torx Screw Packs

Available Finishes - Specify for Listed Parts			605	606	609	613	619	625	626
C203-311			▪	▪	⌛	▪	▪	▪	▪
Part Number	**Description**	**Contents**	**Price Each**						
C203-311*	Latch and strike (2 req.)	(4) C503-766 (T-15)	**$21.30**						
* Torx screw packs are furnished with appropriate T-xx installation tool(s)									

Cylinder Reference Table

Available Finishes - Specify for Listed Parts				606	626
21-059, 20-752/XP, 20-552/XP, 22-081, 24-769/XP, 24-569/XP					
Part Number	**Cylinder Mechanism**	**Function**	**Design**	**Price Each Open**	**Price Each Restricted**
21-059	Standard	Keyed Levers	All	**$64.00**	**$81.50**
91-007	Standard SL				
20-752	Primus			**141.00**	
20-752-XP	Primus-XP				
91-722-XP	Everest SL Primus XP (R/B Keyways only)				**141.00**
20-552	Primus UL437			**174.00**	
20-552-XP	Primus UL437-XP				
22-081	Standard - 6-pin	Deadbolts		**64.00**	**81.50**
24-769	Primus			**141.00**	
24-769-XP	Primus-XP				
91-729-XP	Everest SL Primus XP (R/B Keyways only)				**141.00**
24-569	Primus UL437			**174.00**	
24-569-XP	Primus UL437-XP				

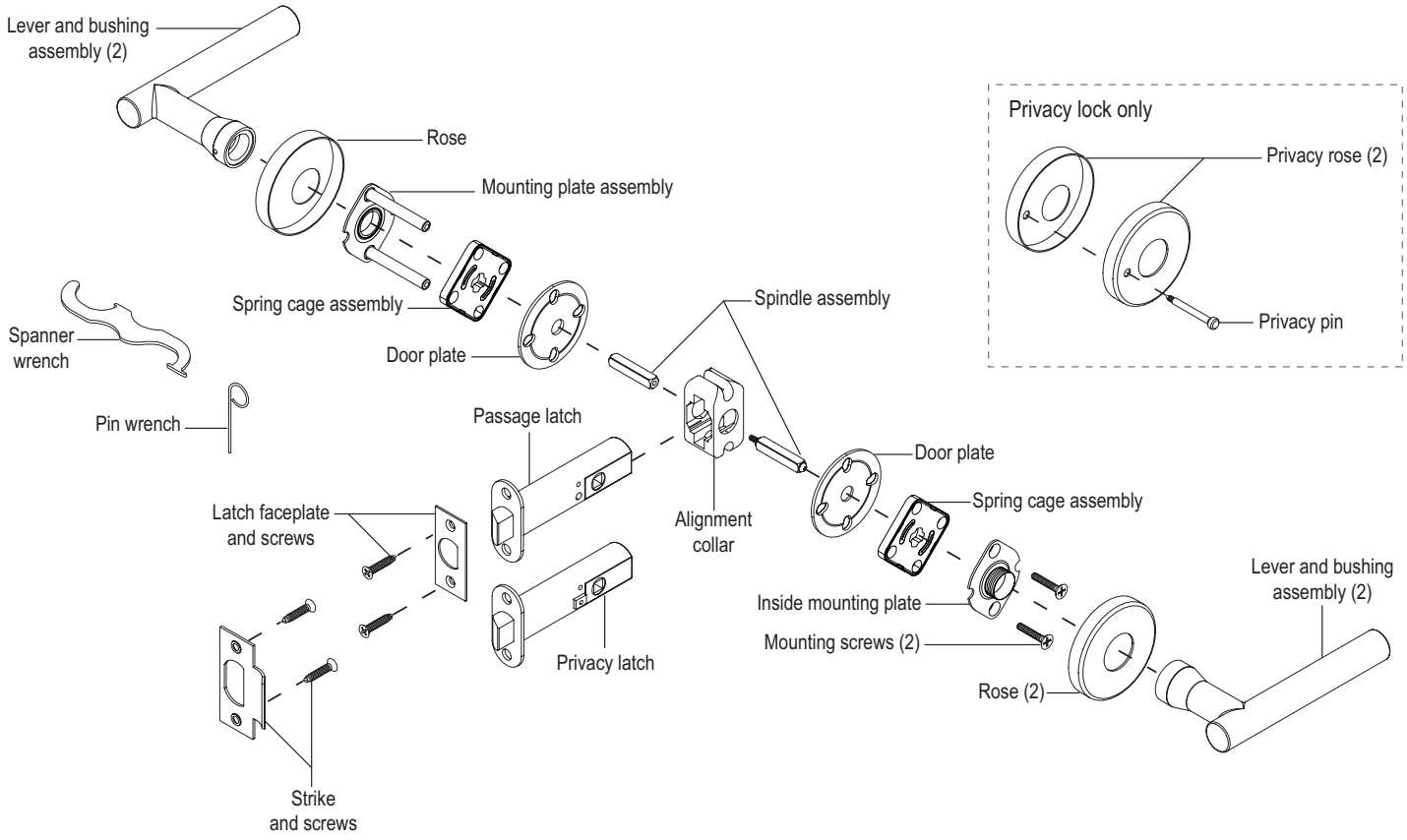
Lever and bushing assembly (2)
Rose
Mounting plate assembly
Spring cage assembly
Spanner wrench
Door plate
Spindle assembly
Pin wrench
Passage latch
Latch faceplate and screws
Alignment collar
Door plate
Spring cage assembly
Inside mounting plate
Mounting screws (2)
Rose (2)
Lever and bushing assembly (2)
Privacy latch
Strike and screws
Privacy lock only
Privacy rose (2)
Privacy pin

LT Levers

Ordering Procedures

To order Schlage LT locks, descriptive data should be in the same sequence as shown below.

Line Item	Qty	Product	Outside		Inside		Hand	Latch	Strike	Dr Thk	Ext	DIM	Additional Details
			DES	FIN	DES	FIN							
1	10	LT40	M63B	630				THP-8201	10-004	2"			

Line Item: Line item number
Qty: Quantity
Product: Product function
Outside Des: Lever design + rose code
Outside Fin: Finish
Inside Des: Not applicable for the LT Series, leave blank. (mixed trim not available)
Inside Fin: Not applicable for the LT Series, leave blank. (mixed trim not available)
Hand: Specify RH or LH for single dummy functions only (universal design does not require handing on functions with two levers)
Latch: Product latch, leave blank for standard latch or specify part number if non-standard
Strike: Product strike, leave blank for standard strike or specify part number if non-standard
Dr Thk: Door thickness, leave blank for standard thickness or specify if non-standard (2" maximum)
Ext: Not applicable for the LT series, leave blank.
Dim: Not applicable for the LT Series, leave blank.
Additional Details: Enter any special requirements

Common Pricing Information	
1.	Locks are furnished with standard features unless otherwise specified.
2.	Door thickness is 1 ¾" unless otherwise specified.
3.	Split finishes and designs are not available for the LT Series.
4.	Engineering specials are denoted by a part number beginning with "X".
5.	⌛ denotes a lock or part that requires an extended lead time.
6.	✋ denotes a handed product and requires handing to be specified.

Table of Contents

Functions **LT-4**
Complete Locks **LT-4**
Options **LT-8**
Parts **LT-9**
Levers, Roses, and Latches & Strikes LT-9
Miscellaneous Parts.....LT-10
How To Order **Forms & Examples**

Product Identification

LT 40 F

- **F** — **UL Fire Rated** (optional)
- **40** — **Function**
- **LT** — **Lock Series**

Finish Codes and Descriptions

Code		Description
605	(US3)	Bright Brass
606	(US4)	Satin Brass
609	(US5)	Antique Brass
619	(US15)	Satin Nickel
622	(US19)	Matte Black
625	(US26)	Bright Chromium Plated
626	(US26D)	Satin Chromium Plated
626AM		Antimicrobial Coating on Satin Chromium
629	(US32)	Bright Stainless Steel
630	(US32D)	Satin Stainless Steel
630AM		Antimicrobial Coating on Satin Stainless Steel
643e	(US11)	Aged Bronze

Standard Features

Locks are furnished with standard features unless otherwise specified.

BHMA CERTIFIED

Certification	ANSI/BHMA Certified ANSIA156.2-2011, Series 4000, Grade 2. Available UL Listed for 20 minute fire door.
Latch	1 1/8" x 2 1/4", Square corner faceplate, 7/8" housing diameter, 1/2" throw
Strike	1 1/8" x 2 3/4", Square corner, T-strike, Box
Backset	2 3/4" standard, 2 3/8" optional
Door Range	1 3/8" - 1 3/4"

LT · Functions

ANSI/BHMA Certified A156.2-2011, Series 4000, Grade 2, Available UL listing

Non-Keyed Locks

SCHLAGE ANSI

LT10

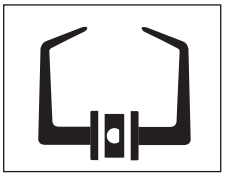

Passage Latch
Both levers always unlocked.

LT170

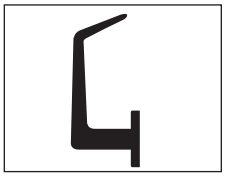

Single Dummy Trim
Dummy trim for one side of door.

LT40

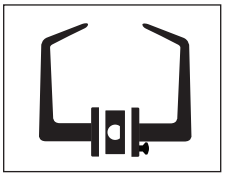

Privacy Lock
Both levers unlocked unless outside lever locked by push-button on inside rose. Turning inside lever or inserting emergency key into outside rose unlocks outside lever. Restoring feature unlocks outside lever by closing the door.

LT172

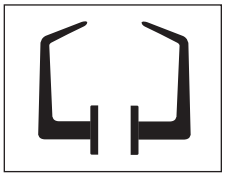

Pair Dummy Trim
Dummy trim for both sides of door.

LT · Complete Locks*

Standard Lever Collection*B or C Rose Trim

LT-Series (B or C Rose Trim) - Standard Levers		
		Lever Designs Standard Lead time: 03, 06, 07, 12, 17, OME
		⌛: 01, 02, 05, 18, LAT, LON, ACC†, AST†, MER† † Not available 629, 630
Function	**Description**	**Finishes** **605 606 609 619 622 625 626 629 630 643e**
Keyless Functions		
LT10	Passage	**$266.00**
LT10F	Passage, Firerated	**275.00**
LT40	Privacy	**281.00**
LT40F	Privacy, Firerated	**288.00**
LT170	Single Dummy	**126.00**
LT172	Pair Dummy	**255.00**

Cast or Forged Lever Designs with Wrought Roses

01

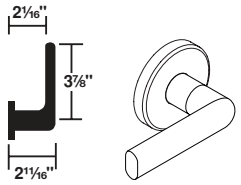

02

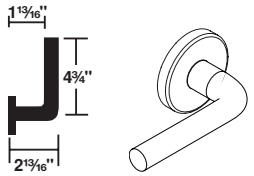

03

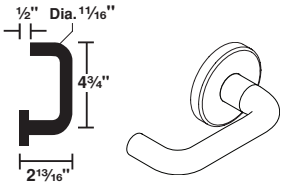

05

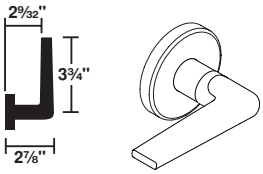

06

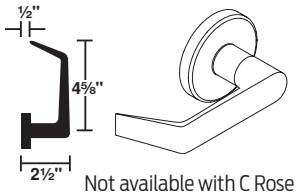

Not available with C Rose

07

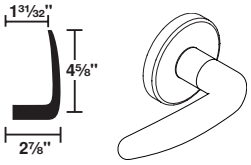

12

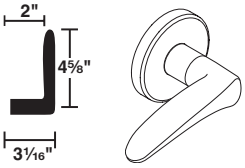

17

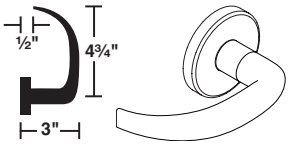

18

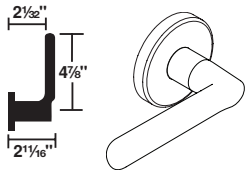

LAT

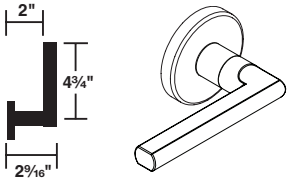

LON

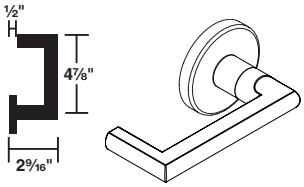

OME

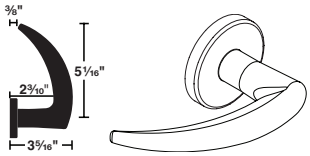

Accent (ACC)

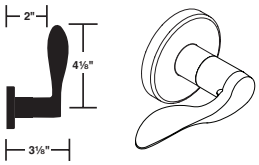

Asti (AST)

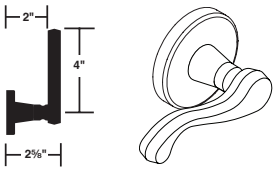

Merano (MER)

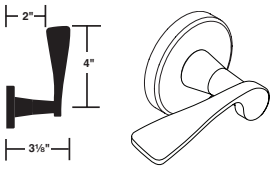

Wrought Rose Designs

B

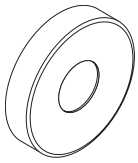

2 9/16" (65mm) diameter

C

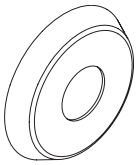

2 5/8" (66mm) diameter

Note: Above images shown with B Rose. Design of LT lock allows the inside and outside levers to be interchanged; as a result, it is not necessary to specify handing.

LT-Series (B or C Rose Trim) - M Collection Levers		
		Lever Designs Standard Lead time: M51, M52, M81
		☒: ME1, ME2, ME3, M53, M54, M55, M56, M57†, M61, M62†, M63, M82, M83, M84, M85 † Available 629 and 630 only
Function	**Description**	**Finishes** **605 606 609 619 622 625 626 629 630 643e**
Keyless Functions		
LT10	Passage	**$266.00**
LT10F	Passage, Firerated	**275.00**
LT40	Privacy	**281.00**
LT40F	Privacy, Firerated	**288.00**
LT170	Single Dummy	**126.00**
LT172	Pair Dummy	**255.00**

Cast or Forged Lever Designs with Wrought Roses

M51

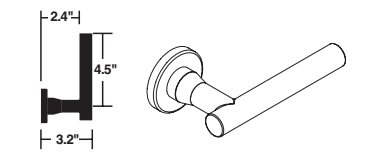

M52

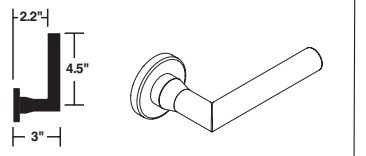

M53

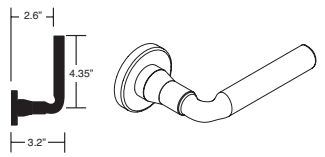

M54

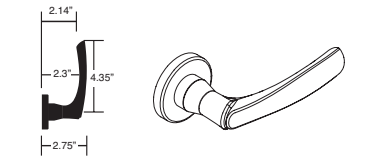

M55

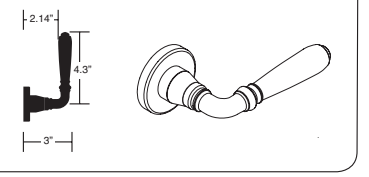

M56

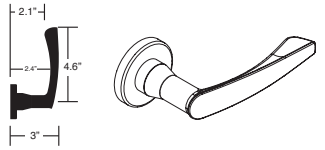

M57

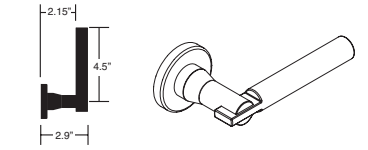

M61



specify hand

M62



specify hand

M63



specify hand

M81

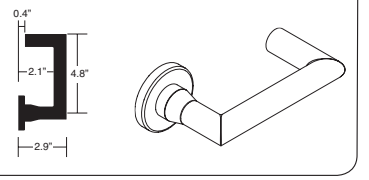

M82

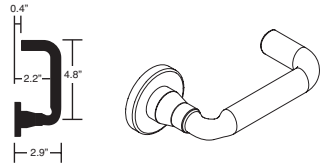

M83

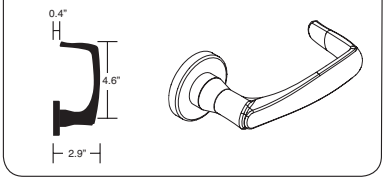

M84

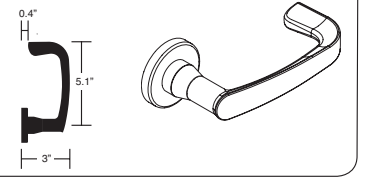

M85



specify hand

ME1

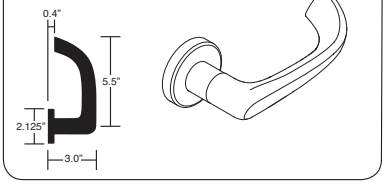

ME2

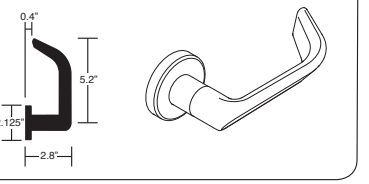

ME3

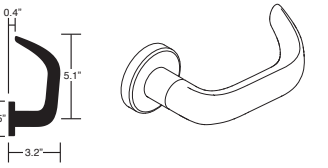

Wrought Rose Designs

B

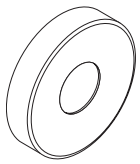

C

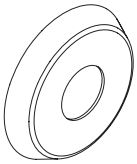

Note: Above images shown with B Rose. Design of LT lock allows the inside and outside levers to be interchanged; as a result, it is not necessary to specify handing except with single dummy function.

Latches

Specify	Description	List Price Adjustment
Non-Firerated Latches		
THP-8301	Passage Latch, 2 3/4" backset. 11/8" x 2 1/4" square faceplate. Standard, typical for > 1 3/4" thick doors.	N/C
THP-8201	Passage Latch, 2 3/8" backset. 1" x 2 1/4" square faceplate. Typical for 1 3/8" thick doors.	
THP-8319	Privacy Latch, 2 3/4" backset. 11/8" x 2 1/4" square faceplate. Standard, typical for > 1 3/4" thick doors.	
THP-8219	Privacy Latch, 2 3/8" backset. 1" x 2 1/4" square faceplate. Typical for 1 3/8" thick doors.	
Firerated Latches		
THP-8301-F	Passage Latch, 2 3/4" backset. 11/8" x 2 1/4" square faceplate. Standard, typical for > 1 3/4" thick doors.	N/C
THP-8201-F	Passage Latch, 2 3/8" backset. 1" x 2 1/4" square faceplate. Typical for 1 3/8" thick doors.	
THP-8319-F	Privacy Latch, 2 3/4" backset. 11/8" x 2 1/4" square faceplate. Standard, typical for > 1 3/4" thick doors.	
THP-8219-F	Privacy Latch, 2 3/8" backset. 1" x 2 1/4" square faceplate. Typical for 1 3/8" thick doors.	

Strikes

Specify	Description	List Price Adjustment
10-001	Square corner, T-strike, box, 1 1/8" x 2 3/4", 1 1/8" lip length (standard strike)	N/C
10-001 xx	Square corner, T-strike, box, 1 1/8" x 2 3/4", specify lip length (xx) as 1", 1 1/4", 1 1/2", 1 3/4", 2"	$8.00
10-004	Round corner (1/4" radius), T-strike, box 1 1/8" x 2 3/4", 1 1/8" lip length	N/C
10-025 1316	ANSI, no box, 1 1/4" x 4 7/8", 1 3/16" lip length	
10-025 xx	ANSI, no box, 1 1/4" x 4 7/8", specify lip length as 1 3/8" or 1 1/2"	28.80
K510-066	Box for 10-025 ANSI strike	N/C
10-026	Square corner, full lip, no box, 1 5/8" x 2 1/4", 1 1/8" lip length	
10-027	Round corner (1/4" radius), full lip, no box, 1 5/8" x 2 1/4", 1 1/8" lip length	
C603-623	Box for 10-001 T-Strike	
Ordering instructions: specify desired strike on order only if requesting different from standard		

Non Standard Door Thickness

Description	Specify	List Price Adjustment
Door thickness	Extension kit for doors > 1 3/4" up to 2" thick, extended equally	10.70
Ordering instructions: Include thickness dimension in order. EX: LT40 06B 626 2" (LT40 function, 06B trim, 626, 2" door thickness)		

Antimicrobial Coating

Specify	Description	List Price Adjustment
626AM or 630AM	Adds silver-ion based antimicrobial coating to inside and outside lever, bushing, rose, and privacy pin (if applicable)	$52.40
Ordering instructions: Specify finish as either 626AM or 630AM		

Levers

Levers & Knobs

Style	Lever & Knob Design	605	606	609	619	622	625	626	629	630	643e
Standard	01⌛, 02⌛, 03, 05⌛, 06, 07, 12✋, 17, 18, OME⌛	▪	▪	▪	▪	▪	▪	▪	▪	▪	▪
	LAT⌛, LON⌛	▪	▪	▪	▪	▪	▪	▪	▪	▪	▪
	ACC✋, AST✋, MER✋	▪	▪	▪	▪	▪	▪	▪			▪
Decorative	M51, M52, M53⌛, M54⌛, M55⌛, M56⌛, M61⌛✋, M63⌛✋, M81, M82⌛, M83⌛, M84⌛, M85⌛✋, ME1⌛✋, ME2⌛✋, ME3⌛	▪	▪	▪	▪	▪	▪	▪	▪	▪	▪
	M57⌛✋, M62⌛✋								▪	▪	

⌛Extended Factory Lead Time ✋specify handing

Part Number	Description	Standard Levers		Decorative Levers
09-502	Lever with bushing only	$181		$196

Ordering instructions: Specify part number, lever style, finish. Ex: 09-502 03 626

Roses

Roses

Available Finishes		605	606	609	619	622	625	626	629	630	643e
		▪	▪	▪	▪	▪	▪	▪	▪	▪	▪
Part Number	**Description**	**Price Each**									
09-403 xx	Passage Rose; specify (xx) as either B or C Rose design	$102.00									
09-486	Privacy Rose, 'B' design										
09-459	Privacy Rose, 'C' design										

Ordering instructions: Specify part number + finish. Ex: 09-403 B 626

Latches & Strikes

Available Finishes		605	606	609	619	622	625	626	629	630	643e
		▪	▪	▪	▪	▪	▪	▪	▪	▪	▪
Part Number	**Description**	**Price Each**									
Springlatches											
THP-8301-CH	Passage Latch Assembly, 2 3/4" backset, 1 1/8" x 2 1/4" square faceplate. Typical for > 1 3/4" doors. Includes screws.	65.00									
THP-8301-F-CH	Passage Latch Assembly, 2 3/4" backset, 1 1/8" x 2 1/4" square faceplate. Typical for > 1 3/4" doors. Includes screws. UL-20 minute firerated.	68.70									
THP-8201-CH	Passage Latch Assembly, 2 3/8" backset, 1 " x 2 1/4" square faceplate. Typical for 1 3/8" doors. Includes screws.	65.00									
THP-8201-F-CH	Passage Latch Assembly, 2 3/8" backset, 1 " x 2 1/4" square faceplate. Typical for 1 3/8" doors. Includes screws. UL 20 minute firerated.	71.20									
THP-8319-CH	Privacy Latch Assembly, 2 3/4" backset, 1 1/8" x 2 1/4" square faceplate. Typical for > 1 3/4" doors. Includes screws.	65.00									
THP-8319-F-CH	Privacy Latch Assembly, 2 3/4" backset, 1 1/8" x 2 1/4" square faceplate. Typical for > 1 3/4" doors. Includes screws. UL 20 minute firerated.	71.20									
THP-8219-CH	Privacy Latch Assembly, 2 3/8" backset, 1 " x 2 1/4" square faceplate. Typical for 1 3/8" doors. Includes screws.	65.00									
THP-8219-F-CH	Privacy Latch Assembly, 2 3/8" backset, 1 " x 2 1/4" square faceplate. Typical for 1 3/8" doors. Includes screws. UL 20 minute firerated.	71.20									
Strikes											
10-001	Square corner, T-strike, box, 1 1/8" x 2 3/4", 1 1/8" lip length (standard strike)	$6.50									
10-001 xx	Square corner, T-strike, box, 1 1/8" x 2 3/4", specify lip length (xx) as 1", 1 1/4", 1 1/2", 1 3/4", 2"	14.80									
10-004	Round corner (1/4" radius), T-strike, box 1 1/8" x 2 3/4", 1 1/8" lip length	11.10									
10-025 1316	ANSI, no box, 1 1/4" x 4 7/8", 1 3/16" lip length	15.20									
10-025 xx	ANSI, no box, 1 1/4" x 4 7/8", specify lip length as 1 3/8" or 1 1/2"	43.70									
K510-066	Box for ANSI strike (finish not applicable)	7.20									
10-026	Square corner, full lip, no box, 1 5/8" x 2 1/4", 1 1/8" lip length	7.60									
10-027	Round corner (1/4" radius), full lip, no box, 1 5/8" x 2 1/4", 1 1/8" lip length										
C603-623	Box for 10-026 or 10-001 T-strike (finish not applicable)	0.68									

Ordering Instructions: Specify part number and finish. if applicable.

Miscellaneous Parts

Available Finishes		605	606	609	619	622	625	626	629	630	643e
		▪	▪	▪	▪	▪	▪	▪	▪	▪	▪
Part Number	**Description**	**Price Each**									
THP-022	Privacy Pin	**$20.80**									
THP-021	Privacy Pin Stand off (for > 1 3/4" to 2" thick doors) (finish not applicable)	**6.50**									
THP-S88806-IR	Spindle Assembly (finish not applicable)	**20.70**									
L583-685	Latch Alignment Collar (finish not applicable)	**20.10**									
L283-031	Inside Mounting Plate	**39.00**									
L283-340	Outside Mounting Plate Assembly, 1 3/8" - 1 3/4" thick doors (finish not applicable)	**39.00**									
L283-378	Outside Mounting Plate Assembly, > 1 3/4" - 2" thick doors (finish not applicable)	**45.50**									
L283-341	LT Springcage (finish not applicable)	**23.40**									
L583-682	Door Plate (finish not applicable)	**15.70**									
L583-684	Dummy Springcage for LT0170 & LT0172 functions (finish not applicable)	**31.30**									
L583-708	Wrench, pin (emergency pin for privacy function) (finish not applicable)	**2.70**									
B202-517	Strike and Latch Screws (4 screw total)	**8.30**									
L583-584	Mounting Plate screws (requires 2 per lock)	**3.80**									
F506-455	Screw, Combination wood/metal	**0.70**									
Ordering Instructions: Specify part number and finish. if applicable											

S Levers

GRADE 2 TUBULAR LEVERED LOCK

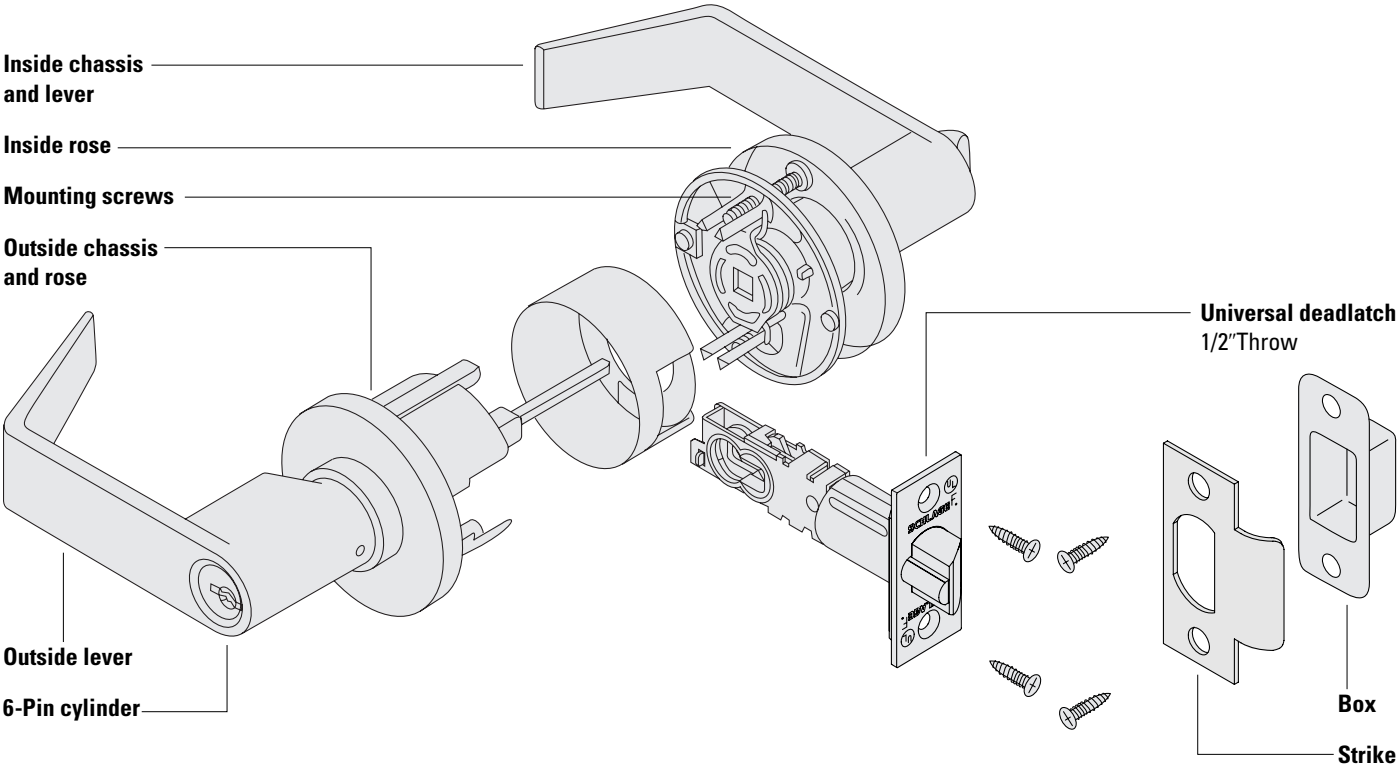

S Levers

Ordering Procedures

To order Schlage products, descriptive data should be in the same sequence as shown below.

Line Item	Qty	Product	Outside		Inside		Hand	Latch	Strike	Dr Thk	Ext	DIM	Additional Details
			DES	FIN	DES	FIN							
1	10	S51PD	FLA	626	FLA	613	RH	16-204	10-025			1316	KA

Line Item: Line item number
Qty: Quantity
Product: Product function + cylinder code
Outside Des: Outside lever design
Outside Fin: Outside finish
Inside Des: Inside lever design, specify only if different from the outside lever design
Inside Fin: Inside lever finish, specify only if different from the outside finish
Hand: Hand of door, specify only for Flair (FLA) lever design
Latch: Product latch, leave blank for standard latch or specify part number if non-standard latch is required. LLL = less latch
Strike: Product strike, leave blank for standard strike or specify part number if non-standard strike is required. LLL = less strike
Dr Thk: Door thickness, leave blank (S lock only has standard compatibility with 1 3/8" -2" doors except for S40D, 1 3/8" - 1 7/8")
Ext: Extension, leave blank for S lock
Dim: Dimension, enter only for non-standard strike lip length
Additional Details: Enter additional detail for keying information or special requirements

Common Pricing Information	
1.	Locks are furnished with standard features unless otherwise specified.
2.	Door thickness is 1 ¾" unless otherwise specified.
3.	Split finishes and designs will be priced at the highest list price of the design and/or finish.
4.	Engineering specials are denoted by a part number beginning with "X".
5.	⌛ denotes a lock or part that requires an extended lead time.
6.	✋ denotes a handed product and requires handing to be specified.
7.	For all restricted keyways (Everest D, Everest 29 T, Quad, Numbered, Reversed) add $17.50. This does not apply to Primus cylinders. See Terms and Conditions for ordering information and requirements.
8.	Locks, keys and cylinders containing restricted keyways require additional documentation to order. Please see Terms and Conditions for the specific requirements.
9.	Keyway must be specified for keyed functions and cylinders. If not specified, default keyway will be S123 for KA, KD and 0-bitted product and S145 for Factory managed masterkey systems.
10.	Multiple keying options are available. Locks and cylinders are furnished KD unless otherwise specified or excepted by notation.
11.	Control Keys for permanent and construction cores are not included with the lock or cylinder and must be ordered separately.
12.	Locks specified C keyway and KD will receive 6 pin cylinders keyed 5 pin with 5 pin keys. Locks specified 0-bitted will receive 6 pin cylinders with 6 pin keys.
13.	Full Size Interchangeable Cores (FSIC) are furnished 1-bitted unless otherwise specified. If 0-bitted is selected, the order will be entered as 1-bitted. This does not apply to FSIC Primus® cores.
14.	Conventional standard pinned cylinders, Primus cylinders (conventional and FSIC) can be supplied 0-bitted. If 1-bitted is selected, the order will be entered as 0-bitted.
15.	Available plug face finishes are 606 and 626. For brass or bronze finish colors, the plug face finish is 606. For chrome, nickel or stainless steel finish colors, the plug face finish is 626.
16.	Locks and cylinders will be furnished with 2 keys each as standard. Additional keys will be charge at the additional cut keys charge appropriate for the cylinder/key type

Table of Contents

Functions **S-4**
Complete Locks **S-5**
Options **S-7**
- DeadLatches S-7
- Strikes S-7
- Locks Less Components S-7
- Tactile Warning and Tamper Resistant Torx® Screws S-7

Parts **S-8**
- Levers, Roses, and Chassis Parts S-8
- Latches & Strikes S-8
- Adapters S-9
- Screws S-9
- Standard Screw Packs S-9
- Torx Screw Packs S-9
- Special Parts S-9
- Cylinders S-10

Complete Cylinders **See Cylinders Section**
How To Order **Forms & Examples**

Product Identification

S 51 P D

Latch Suffix
- **D** = Deadlatch

Cylinder Suffix
- **P** = 6-Pin Cylinder
- **L** = Less 6-Pin Cylinder
- **R** = Full Size Interchangeable Core
- **J** = Less Full Size Interchangeable Core
- **M** = Everest 29 SL Full Size Interchangeable Core
- **T** = Full Size Construction Core
- **Z** = Everest SL 7 pin Cylinder

Function

Lock Series

Finish Codes and Descriptions

Code		Description
605	(US 3)	Bright Brass
606	(US 4)	Satin Brass
609	(US 5)	Antique Brass
613	(US 10B)	Oil Rubbed Bronze
619	(US 15)	Satin Nickel
625	(US 26)	Bright Chromium Plated
626	(US 26D)	Satin Chromium Plated

Standard Features

BHMA CERTIFIED

Certification	ANSI/BHMA Certified A156.2-2011, Series 4000, Grade 2, UL Listed for 3-hour fire door.
Latch	1" x 2 1/4", Square corner faceplate, 7/8"housing diameter, 1/2" throw
Strike	1 1/8"x 2 3/4", Square corner, T-strike, box
Backset	Dual backset latch, fits either 2 3/8" or 2 3/4" backsets
Cylinder	6-Pin solid brass, keyed 6-pin, S123 keyway, keyed different (KD)
Door Range	1 3/8" – 2" (except S40D: 1 3/8" – 1 7/8")
Keys	Two nickel silver cut keys per lock, 6-pin, S123 section

ANSI/BHMA Certified A156.2-2011, Series 4000, Grade 2, UL Listed for 3-hour fire door.

Non-Keyed Locks

SCHLAGE	ANSI	
S10D	**F75**	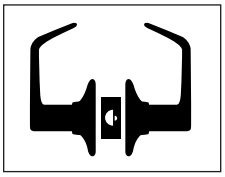 **Passage Latch** Both levers always unlocked.
S40D	**F76**	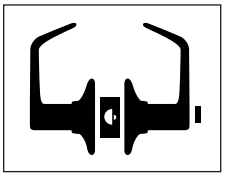 **Bath/Bedroom Privacy Lock** Push-button locking. Can be unlocked from outside with small circular tool. Turning inside lever releases button. Closing the door does not release button.
S170		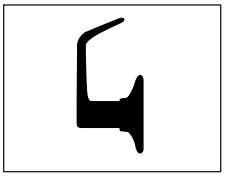 **Single Dummy Trim** Dummy trim for one side of door. Used for door pull or as matching inactive trim.

Keyed Locks

SCHLAGE	ANSI	
S51PD	**F81**	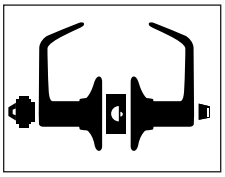 **Entrance Lock** Outside lever locked and unlocked by key or by thumbturn inside. Inside lever always unlocked for immediate egress. Turning inside lever does not unlock outside lever.
S70PD	**F84**	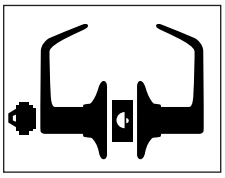 **Classroom Lock** Outside lever locked and unlocked by key. Inside lever always unlocked for immediate egress.
S80PD	**F86**	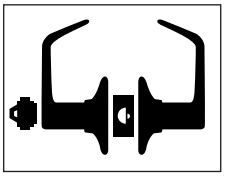 **Storeroom Lock** Outside lever fixed. Entrance by key only. Inside lever always unlocked for immediate egress.

Saturn (SAT)

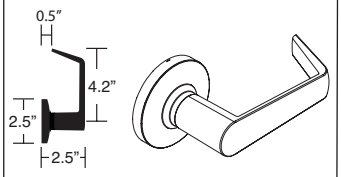

Neptune (NEP)

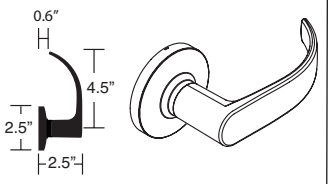

Jupiter (JUP)

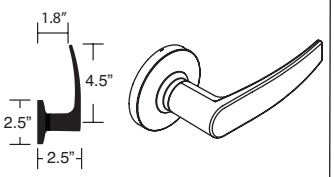

Flair (FLA)

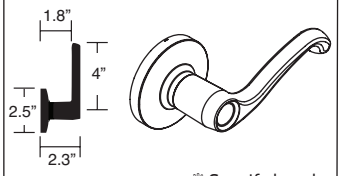

Specify hand

Commercial Lever Suite

S Lock (tubular)	**L Lock** (mortise)	**ND Lock** (cylindrical)	**AL Lock** (cylindrical)	**Von Duprin** (Exit Devices)
Saturn	06	Rhodes	Saturn	06
Neptune	17	Sparta	Neptune	17
Jupiter	07	Athens	Jupiter	07
Flair	Asti			Asti

Tactile Options

Tactile Warning (knurling)

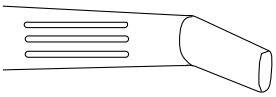

Saturn Lever Shown

Latches

Standard, Square Corner, 16-203

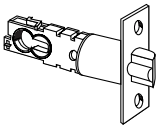

Option, Round Corner, 16-204

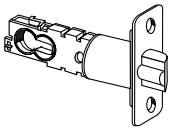

Strikes

Standard, T-Strike, 10-001

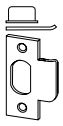

Option, ANSI Strike, 10-025

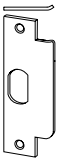

Option, Full Lip Strike, 10-027

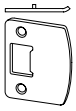

Function	Description	Designs and Finishes			PRIMARY CYLINDER ADJUSTMENTS			
		SAT NEP JUP FLA			LD = Less standard 6-pin cylinder JD = Less Full Size Core RD = FSIC (Full Size Interchangable Core) TD* = Full Size Construction Core			
		626	605 606 619 625 609	613				
Keyless								
S10D	Passage	$206	$218	$236	SAT NEP JUP FLA	SAT NEP JUP		
S40D	Privacy	254	266	284				
S170	Single Dummy	96	102	112				
Keyed, Single Cylinder					LD	JD	RD	TD*
S51PD	Entrance	$322	$334	$352	-64	-35	38	
S70PD	Classroom							
S80PD	Storeroom							
Notes	For all restricted keyways (Everest D, Everest 29 T, Quad, Numbered, Reversed) add $17.50. This does not apply to Primus cylinders. See Terms and Conditions for ordering information and requirements.							
	SL Cylinder with Everest B or Everest R keyways add $17.50.							
*	Full size construction core locks are assessed a one-time non-refundable handing charge (50-231) per core							
Ordering instructions: To change cylinder type from default 6-pn standard, change lock suffix as appropriate. Ex: S51JD for S51 function less full size core.								

Primus / Primus XP *- available through specific channels based on security levels. See Terms & Conditions for details.*

Specify	Description	Price Each
Primus Cylinders		
LD Suffix	Order lock less cylinder; order Primus cylinder 20-752 separately	**-$64 (deduct from lock price)**
20-752	Primus Cylinder	**141**
Full-Size Interchangeable Primus Core		
JD Suffix	Order lock less full size core; order Primus core 20-740 separately	**-$35 (deduct from lock price)**
20-740	Full-size interchangable Primus core	**152**
Ordering instructions: Add suffix to lock function, order Primus cylinder separately.		

DeadLatches

Specify	Description	List Price Adjustment
16-203	Adjustable 2 3/8" or 2 3/4" backset, 1" x 2 1/4" square corner (standard latch) (includes A501-878 latch adapter for 1 1/8" prep & G506-815 sleeve for 1" housing)	N/C
16-204	Adjustable 2 3/8" or 2 3/4" backset, 1" x 2 1/4" round corner (1/4" radius)	
16-132	5" backset, 1" x 2 1/4" square corner (includes A501-897 latch adapter for 1 1/8" prep & G506-815 sleeve for 1" housing)	$9.90
Ordering instructions: specify desired latch on order only if requesting different from standard.		

Strikes

Specify	Description	List Price Adjustment
10-001	Square corner, T-strike, box, 1 1/8" x 2 3/4", 1 1/8" lip length (standard strike)	N/C
10-001 xx	Square corner, T-strike, box, 1 1/8" x 2 3/4", specify lip length (xx) as 1", 1 1/4", 1 1/2", 1 3/4", 2"	$7.30
10-004	Round corner (1/4" radius), T-strike, box 1 1/8" x 2 3/4", 1 1/8" lip length	N/C
10-025 1316	ANSI, no box, 1 1/4" x 4 7/8", 1 3/16" lip length	
10-025 xx	ANSI, no box, 1 1/4" x 4 7/8", specify lip length as 1 3/8" or 1 1/2"	14.80
K510-066	Box for ANSI strike	N/C
10-026	Square corner, full lip, no box, 1 5/8" x 2 1/4", 1 1/8" lip length	
10-027	Round corner (1/4" radius), full lip, no box, 1 5/8" x 2 1/4", 1 1/8" lip length	
Ordering instructions: specify desired strike on order only if requesting different from standard.		

Locks Less Components

Description	Specify	List Price Adjustment
Less standard cylinder	LD cylinder suffix Example: S51LD Sat 626	-$64.00
Less deadlatch	LLL for latch Example: S51PD Sat 626 LLL 10-001	-21.10
Less strike	LLL for strike Example: S51PD Sat 626 16-203 LLL	-4.70
Ordering instructions: specify on order only if requesting different from standard.		

Tactile Warning and Tamper Resistant Torx® Screws

Specify	Description	List Price Adjustment
'8' lever prefix	Tactile warning applied to outside lever; specify lever design as 8SA for tactile on Saturn lever, 8JU for tactile on Jupiter, etc.	$46.40
Torx screws	Tamper-resistant Torx screws; specify under "additional details"	21.30

Levers, Roses, and Chassis Parts

Available Finishes		605	606	609	613	625	626
		▪	▪	▪ ⌛	▪	▪	▪
Part Number	**Description**	**Price Each**					
Inside Chassis & Lever Assembly, Inside Rose							
68-011 xxx	Inside chassis & lever assembly for S10, S70, S80 function. Specify (xxx) as SAT NEP JUP FLA✋ lever design	**$113.00**					
68-012 xxx	Inside chassis & lever assembly for the S40 function. Specify (xxx) as SAT NEP JUP FLA✋ lever design	**124.00**					
68-013 xxx	Inside chassis & lever assembly for the S51 function. Specify (xxx) as SAT NEP JUP FLA✋ lever design						
08-021	Rose for inside chassis & lever assembly	**27.50**					
Outside Chassis, Rose and Lever (NON-KEYED)							
68-001 xxx	Outside chassis, rose & lever assembly for the S10 function. Specify (xxx) as SAT NEP JUP FLA✋ lever design	**$111.00**					
68-002 xxx	Outside chassis, rose & lever assembly for the S40 function Specify (xxx) as SAT NEP JUP FLA✋ lever design	**111.00**					
Outside Chassis & Rose (KEYED)							
68-003	Outside chassis and rose assembly for S51 and S70 function. Requires outside lever (see section below)	**$75.60**					
68-004	Outside chassis and rose assembly for S80 function. Requires outside lever (see section below)						
Outside Keyed Lever, Standard Cylinder							
08-020 xxx	Outside lever for use with standard cylinder. specify (xxx) as SAT NEP JUP FLA✋	**$78.30**					
Outside Keyed Lever, Interchangeable Core, and Related Parts							
08-027 xxx	Full size core lever, specify (xxx) as SAT NEP JUP only	**$78.70**					
08-030 xxx	Full size core lever, driver, retainer (converts PD to JD). Specify (xxx) as SAT NEP JUP only	**95.00**					
S605-241	Full size core retainer	**4.40**					
S605-242	Full size core driver	**9.60**					
S605-194	Lever insert for FSIC	**4.10**					
Ordering Instructions: Specify part number and finish.							

Latches & Strikes

Available Finishes		605	606	609	613	625	626
		▪	▪	▪ ⌛	▪	▪	▪
Part Number	**Description**	**Price Each**					
Deadlatches							
16-203	Adjustable 2 3/8" or 2 3/4" backset, 1" x 2 1/4" square corner (standard latch) (includes A501-878 latch adapter for 1 1/8" prep & G506-815 sleeve for 1" housing)	**$37.40**					
16-204	Adjustable 2 3/8" or 2 3/4" backset, 1" x 2 1/4" round corner (1/4" radius)						
16-132	5" backset, 1" x 2 1/4" square corner (includes A501-897 latch adapter for 1 1/8" prep & G506-815 sleeve for 1" housing)	**48.50**					
39-030	Rabbeted latch and strike kit, 605 and 626 finish only (adapts square corner & 2 3/4" high square corner strikes to 1/2" rabbeted door and frame preps)	**58.20**					
Strikes							
10-001	Square corner, T-strike, box, 1 1/8" x 2 3/4", 1 1/8" lip length (standard strike)	**$6.50**					
10-001 xx	Square corner, T-strike, box, 1 1/8" x 2 3/4", specify lip length (xx) as 1", 1 1/4", 1 1/2", 1 3/4", 2"	**7.60**					
10-004	Round corner (1/4" radius), T-strike, box 1 1/8" x 2 3/4", 1 1/8" lip length	**11.50**					
10-025 1316	ANSI, no box, 1 1/4" x 4 7/8", 1 3/16" lip length	**15.20**					
10-025 138	ANSI, no box, 1 1/4" x 4 7/8", 1 3/8" lip length	**43.80**					
K510-066	Box for ANSI strike	**7.20**					
10-026	Square corner, full lip, no box, 1 5/8" x 2 1/4", 1 1/8" lip length	**7.60**					
10-027	Round corner (1/4" radius), full lip, no box, 1 5/8" x 2 1/4", 1 1/8" lip length						
Ordering Instructions: Specify part number and finish.							

38-018	A501-878	G506-815
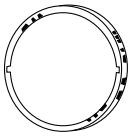	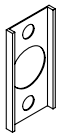	

Adapters

Available Finishes		605	606	609	613	625	626
		▪	▪	▪ ⌛	▪	▪	▪
Part Number	**Description**	**Price Each**					
38-018	Thin door extension ring (2 required per lock)	**$13.20**					
A501-878	Latch front adapter (use with 1" faceplate in 1 1/8" door prep). Order in multiples of 100. Finish not applicable.	**0.78**					
G506-815	1" long latch housing sleeve to adapt 7/8" diameter housing to 1" bore. Finish not applicable.	**7.00**					
Ordering Instructions: Specify part number and finish if applicable.							

Screws

Available Finishes		605	606	609	613	625	626
		▪	▪	▪ ⌛	▪	▪	▪
Part Number	**Description**	**Price Each**					
Individual Screws							
C603-256	ANSI Strike screws, PFH combo, 12-24 x 1"	**$1.00 (order multiples of 100)**					
C603-897	Latch or standard strike screws, PFH combo, 8-32 x 3/4"	**0.90 (order multiples of 100)**					
F506-278	Mounting screws, RPH Machine, 8-32 x 1 1/2" (finish not applicable)	**1.20 (order multiples of 100)**					
F506-237	Mounting screws, wood, #8 x 3/4" (finish not applicable)	**0.80 (order multiples of 100)**					
PFH = Phillips Flat Head RPH = Round Phillips Head							
Screw Packs							
Part Number	**Description**	**Price Each**					
S306-180	Mounting Screws, S170 (finish not applicable) Contains: (2) S506-960	**5.00**					
S306-182	Mounting Screws, latch & strike Contains: (2) F506-278 (4) C603-897 (1) M504-271	**11.70**					
S306-183	Mounting screws, latch & ANSI Strike Contains: (2) F506-278 (4) C603-256 (2) C603-897 (1) M504-271	**11.70**					
Torx Screw Packs							
C203-311	Latch and standard strike Contains: (4) C503-766 (T-15)	**21.30**					
C203-312	Latch and ANSI strike Contains: (2) C503-766 (T-15) (2) L583-371 (T-20)						
Notes	Torx screw packs are furnished with the appropriate T-xx installation tool(s)						
Ordering Instructions: Specify part number and finish if applicable.							

Special Parts ⌛Extended Lead Time

Available Finishes		605	606	609	613	625	626
		▪	▪	▪ ⌛	▪	▪	▪
Part Number	**Description**	**Price Each**					
XQ07-351	10-025 strike, 7/8" flat lip	**$42.70**					
XQ07-351 xxx	10-025 strike, lips through 6" (except 7/8", 11 3/16", 1 3/8" and 1 1/2"). Specify (xxx) lip length in part number	**206.00**					
Ordering Instructions: Specify part number and finish.							

Cylinder Reference

Cylinder Mechanism	Design	Complete Cylinder	Price Each	
			Open	Restricted
Standard	Keyed Levers	21-059	**$64.00**	**$81.50**
Everest SL (R/B Keyways only)		91-007		**81.50**
Primus®		20-752	**141.00**	
Primus XP		20-752-XP	**141.00**	
Everest SL Primus XP (R/B Keyways only)		91-722-XP		**141.00**
Primus UL437		20-552	**174.00**	
Primus UL437-XP		20-552-XP	**174.00**	

HOSPITAL LATCH, TUBULAR AND MORTISE

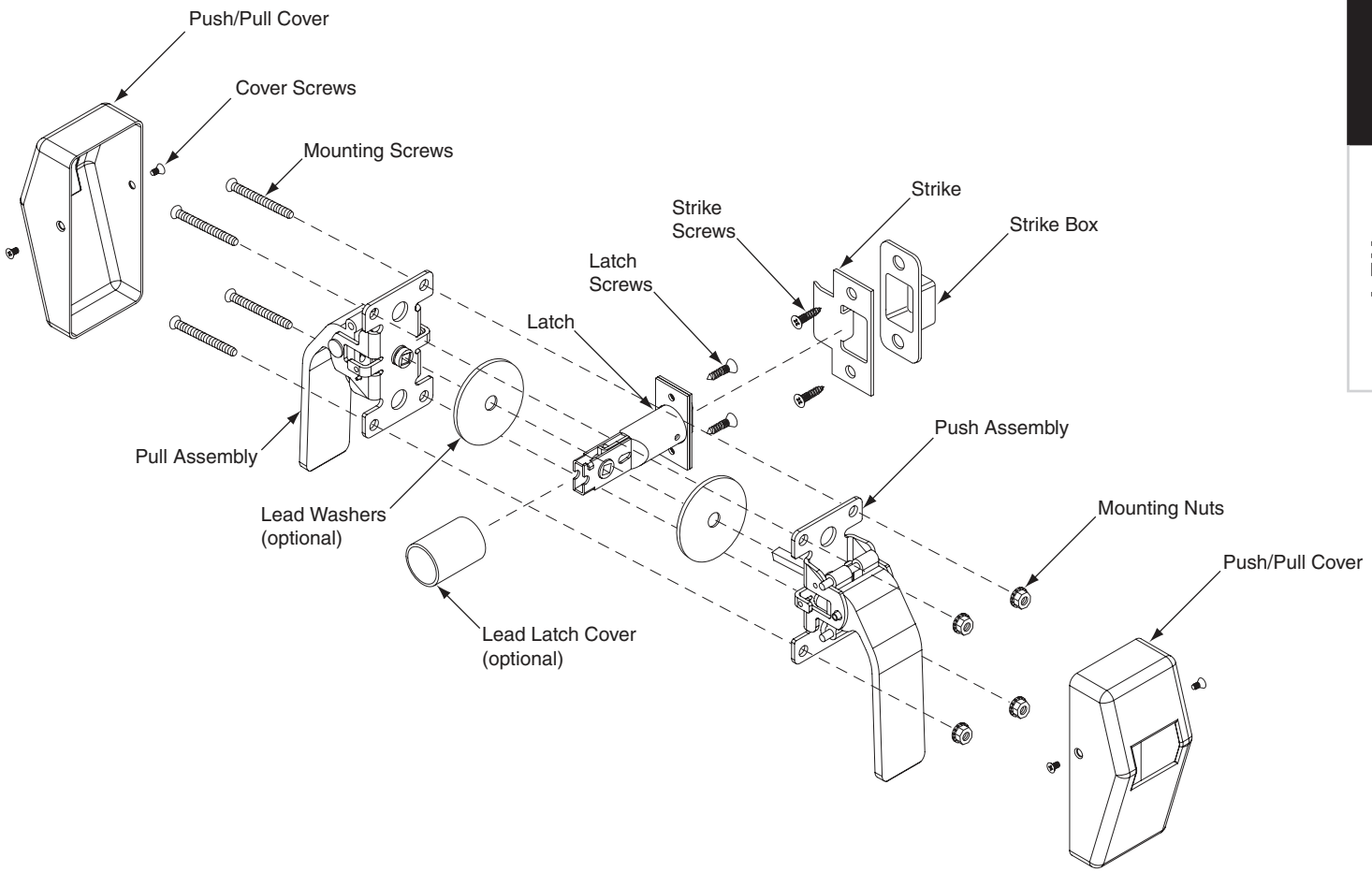

(Tubular model shown)

Hospital Latch

Ordering Procedures

To order Schlage Hospital Latch product, descriptive data should be in the same sequence as shown below

	Line Item	Qty	Function-Backset	Finish	Option	Engraving	Strike
Tubular (bored)	1	10	HL6-5	626	B	E6	A
Mortise	1	10	HL6-9070	626	B	E6	BT

Line Item Line item number
Qty Quantity
Function - Backset Tubular Model: HL6 (passage), PL7 (privacy, thumbturn on push side), PL8 (privacy, thumbturn on pull side)
Tubular Backset: -2 (2 3/4" backset), -3 (3 3/4" backset), -5 (5" backset), -7 (7"backset)
Mortise Model: Choose from list page HL-4
Mortise Backset: leave blank (backset always 2 3/4")
Finish 605 (US3, Bright Brass); 606 (US4, Satin Brass), 612 (US10, Satin Bronze), 613 (US10B, Oil Rubbed Bronze)
625 (US26, Bright Chrome), 626 (US26D, Satin Chrome), 626AM (Satin Chrome anti-microbial),
629 (US32, Bright Stainless Steel), 630 (US32D, Satin Stainless Steel)
Option B (brass lever material for 626 finish); EN (pull-side paddle only); EO (push-side paddle only); L (lead lined); SOC (pin-in-socket security screws)
Engraving style If applicable - E1, E2, E3, E4, E5, E6, see page HL-8 for details
Strike Tubular: leave blank for standard strike, A for ASA strike, AS for both standard and ASA strike
Mortise: leave blank for standard strike, specify BT for bent-tab strike

Table of Contents

Functions **HL-4**
Hospital latch **HL-6**
HL6/PL7/PL8 Tubular (bored) Hospital Latch HL-6
HL6 Mortise Hospital Latch HL-7
Push/Pull Latches Engraving Guide..... HL-8
Parts **HL-9**

Standard Features

Certifications	Tubular (bored): UL Listed for 3-hour fire door, 4.0' x 8.0' Mortise: UL listed for 3-hour fire door, 4.0' x 10.0'
Latchbolt	Tubular (bored): 1/2" throw stainless steel Mortise: 3/4" throw stainless steel
Backset	Tubular (bored): specify as 2-3/4", 3-3/4", 5", 7" Mortise: 2 3/4" only
Door Range	1-3/4" only

Finish Codes and Descriptions

Code		Description
605	(US 3)	Bright Brass
606	(US 4)	Satin Brass
612	(US 10)	Satin Bronze
613	(US 10B)	Oil Rubbed Bronze
625	(US 26)	Bright Chromium Plated
626	(US 26D)	Satin Chromium Plated
626AM		Antimicrobial Coating on Satin Chromium
629	(US 32)	Bright Stainless Steel
630	(US 32D	Satin Stainless Steel
630AM		Antimicrobial Coating on Satin Stainless Steel

Tubular (Bored) · Lock Functions

HL6

Passage
Latchbolt retracted by paddle from either side
Inside paddle always free for immediate egress

PL7

Privacy, push-side thumbturn
Latchbolt retracted by paddle from either side unless outside locked by inside thumbturn or outside cointurn. Actuating inside padde, rotating inside thumbturn or outside cointurn unlocks door. Inside paddle always free for immediate egress.

PL8

Privacy, pull-side thumbturn
Latchbolt retracted by paddle from either side unless outside locked by inside thumbturn or outside cointurn. Actuating inside padde, rotating inside thumbturn or outside cointurn unlocks door. Inside paddle always free for immediate egress.

Mortise · Lock Functions

HL6-9010 F01 Passage Latch

Latchbolt retracted by paddle from either side at all times. Inside paddle is always free for immediate egress.

HL6-9040 F22 Bath/Bedroom Privacy Lock

Latchbolt retracted by paddle from either side unless outside is locked by inside thumbturn. Actuating inside paddle or closing door unlocks outside paddle. To unlock from outside, remove emergency button, insert emergency thumbturn(furnished) in access hole and rotate. Inside paddle is always free for immediate egress.

HL6-9050 F04 Entrance/Office Lock

Latchbolt retracted by paddle from either side unless outside is made inoperative by key outside or by turning inside thumbturn. When outside is locked, latchbolt is retracted by key outside or by paddle inside. Outside paddle remains locked until thumbturn is returned to vertical or unlocked by key. Auxiliary latch deadlocks latchbolt when door is locked. Inside paddle is always free for immediate egress.

HL6-9060 F09 Apartment Entrance Lock

Latchbolt retracted by paddle from either side unless outside is locked by key from inside. When locked, latchbolt retracted by key outside or paddle inside. Auxiliary latch deadlocks latchbolt when door is locked. Inside paddle is always free for immediate egress.

HL6-9070 F05 Classroom Lock

Latchbolt retracted by paddle from either side unless outside is locked by key. Unlocked from outside by key. Inside paddle always free for immediate exit. Auxiliary latch deadlocks latchbolt when door is locked. Inside paddle is always free for immediate egress.

HL6-9080 F07 Storeroom Lock

Latchbolt retracted by key outside or by paddle inside. Outside paddle always inoperative. Auxiliary latch deadlocks latchbolt when door is locked. Inside paddle is always free for immediate egress.

HL6-9082 F30 Institution Lock*

Latchbolt retracted by key from either side. Paddle on both sides always inoperative. Auxiliary latch deadlocks latchbolt when door is locked.

HL6-9092EL
HL6-9092EU

Electrically locking/unlocking outside lever, Outside cylinder (replaces HL6-9080EL/EU)
Outside paddle continuously locked (EL) or unlocked (EU) by 12 or 24V DC. Latchbolt retracted by key outside or paddle inside. Aux latch deadlocks latchbolt when door is locked. Inside lever always free for immediate egress.

HL6-9095EL
HL6-9095EU

Electrically locking/unlocking both levers, Inside and outside cylinder (replaces HL6-9082EL/EU)
Inside and outside paddle continuously locked (EL) or unlocked (EU) by 12 or 24V DC. Latchbolt retracted by key inside or outside. Aux latch deadlocks latchbolt when door is locked.

HL6-9466 F14

Store/Utility Room Lock*
Latchbolt retracted by paddle from either side. Deadbolt thrown or retracted by key from either side.

HL6-9453 F20

Entrance/Office Lock with Deadbolt
Latchbolt retracted by paddle from either side unless outside is locked by 20º rotation of thumbturn. Deadbolt thrown or retracted by 90º rotation of thumbturn. When locked, key outside or paddle inside retracts deadbolt and latchbolt simultaneously. Outside paddle remains locked until thumbturn is restored to vertical position. Throwing deadbolt automatically locks outside paddle. Auxiliary latch deadlocks latchbolt when door is locked. Inside paddle is always free for immediate egress.

HL6-9473 F21

Dormitory/Bedroom Lock
Latchbolt retracted by paddle from either side. Deadbolt thrown or retracted by key outside or thumbturn inside.

HL6-9456

Corridor Lock
Latchbolt retracted by paddle from either side. Deadbolt actuation by key or thumbturn ratation. Throwing deadbolt locks outside paddle. Actuating inside paddle retracts both deadbolt and latchbolt and unlocks outside paddle. Inside paddle always free for immediate egress.

HL6-9485

Faculty/Hotel/Restroom Lock
Latchbolt retracted by outside key or inside paddle. Outside paddle always fixed. Deadbolt actuation by thumbturn. When deadbolt is thrown, all keys become inoperative except emergency key. Inside paddle retracts both deadbolt and latchbolt. Auxiliary latch deadlocks latchbolt when door is closed. Inside lever always free for immediate egress.

HL6-9465

Closet/Storeroom Lock
Latchbolt retracted by paddle from either side. Deadbolt thrown or retracted by key outside.

HL6-9486

L/LV9485 with 09-611 indicator
Adds 09-611 “Do Not Disturb” indicator to L/LV9485. Specify L583-375 for “Occupied”. NOTE: This is the “old style” indicator, not the 180 degree indicator.

** In a double door application where the dummy will be used as the strike, order 10-091 Armored Front Strike separately.*

HL6 Push/Pull Latch and PL7 and PL8 Privacy Function Push/Pull Latch

Note: see page HL-3 for ANSI finish conversion to US nomenclature (e.g., 626= US26D/Satin Chrome) 626 finish defaults to zinc paddles unless specified with 'B' (Brass) option. All other finishes use brass or stainless steel paddles.

Item*	Description	626	630	625	629	606 612	605 613
HL6-2	Push/Pull Latch - 2-3/4″ Backset	**$337****	$387	$414	$410	$397	$423
HL6-3	Push/Pull Latch - 3-3/4″ Backset	337	387	414	410	397	423
HL6-5	Push/Pull Latch - 5″ Backset	**337****	387	414	410	397	423
HL6-7	Push/Pull Latch - 7" Backset	387	437	464	460	447	473
PL7-2	Push Side Thumbturn - 2-3/4″ Backset	439	500	522	532	514	534
PL7-3	Push Side Thumbturn - 3-3/4″ Backset	439	500	522	532	514	534
PL7-5	Push Side Thumbturn - 5″ Backset	439	500	522	532	514	534
PL8-2	Pull Side Thumbturn - 2-3/4″ Backset	439	500	522	532	514	534
PL8-3	Pull Side Thumbturn - 3-3/4″ Backset	439	500	522	532	514	534
PL8-5	Pull Side Thumbturn - 5″ Backset	439	500	522	532	514	534
PL7-7	Push Side Thumbturn - 7" Backset	489	550	572	582	564	584
PL8-7	Pull Side Thumbturn - 7" Backset	489	550	572	582	564	584

***Note: HL6-2 US26D, HL6-2-A US26D, HL6-5 US26D, and HL6-5-A US26D available in Fast Track and ProXpress*

Options and Engraving

Item	Description	List Adjustment
A	ASA Strike, ANSI 115.1 (1-1/4" x 4-7/8"), when ordered with latch	N/C
AS	Both Standard & ASA Strikes	29.40
B	Brass base material on US26D	54.60
E1-E6	Engraved Push and Pull. (See page HL-8 for ordering guide)	54.60
EN	Pull Only Latch	-66.20
EO	Push Only Latch	-66.20
L	Lead Lining	101.00
SOC	Pin-in-Socket Security Screws	29.40

Anti-Microbial Coating

Available on 626 (US26D/Satin Chrome) and 630 (US32D/Satin Stainless Steel) finishes only; specify finish as 626AM or 630AM	$29.40

Push/Pull Mortise Lock Combination

- Schlage L Series mortise lock Included.
- Cylinders must be ordered separate†
- See page HL-3 for ANSI finish conversion to US nomenclature (e.g., 626= US26D/Satin Chrome)
- 626 finish defaults to zinc paddles unless specified with 'B' (Brass) option. All other finishes use brass or stainless steel paddles
- On functions with cylinders, handles must be mounted in down position on key side or horizontally on both sides.
- On functions with thumbturns, handles must be mounted in the horizontal position
- All units 2-3/4″ backset
- ASA strike furnished with all units. Bent-tab strike optional

Model*	Description	626	605, 606, 612, 613, 625, 630
HL6-9010	Passage Function	$931	$971
HL6-9040*	Privacy Function	973	1,013
HL6-9050*	Office/Inner Entry Function	973	1,013
HL6-9060	Apartment Entrance Function	931	971
HL6-9070	Classroom Function	931	971
HL6-9080	Storeroom Function	931	971
HL6-9082	Institution Function	931	971
HL6-9092EL/EU	Storeroom Function w/ Electric Locking or Unlocking	1,590	1,630
HL6-9095EL/EU	Institution Function w/ Electric Locking or Unlocking	1,590	1,630
HL6-9453*	Entrance Function	973	1,013
HL6-9456*	Dormitory Exit Function	973	1,013
HL6-9465	Closet/Storeroom Function	973	1,013
HL6-9466	Store/Utility Function	973	1,013
HL6-9473*	Dorm Bedroom Function	973	1,013
HL6-9485*	Hotel Lock Function	973	1,013
HL6-9486*	Hotel Lock Function	973	1,013
HL6-9000RK	Mortise paddles only / less mortise lock (not compatible with L9095 electrified option)	400	440
HL6-9000RK-95	Mortise paddles only / less mortise lock (specific to L9095 electrified option) - Available December 2018	400	440

**Thumbturn functions*

Options

Item	Description	List Adjustment
B	Brass base material on US26D	$54.60
BT	Bent Tab for Mortise Lock Strike	63.00
E1-E6	Engraved Push and Pull. (See page 18 for ordering guide)	54.60
EN	Pull Side Only Latch	-153.00
EO	Push Side Only Latch	-153.00
L	Lead Lining	280.00
RX	Request to Exit (RX) option for HL6-9092 or HL6-9095	171.00
SOC	Pin-in-Socket Security Screws	29.40

Anti-Microbial Coating

Available on 626 (US26D/Satin Chrome) and 630 (US32/Satin Stainless Steel) finishes only; specify finish as 626AM or 630AM	$29.00

†Cylinders

NOTE: Cylinders are not included with mortise push-pull latches and must be ordered separate.
See Schlage PB4 pages CYL-28 (standard cylinder), CYL-33 (FSIC) and CYL-35 (SFIC) for pricing and ordering information

Engraving Guide

	Mounting Position	To Order, Specify
	**Push Up, Pull Down** · Any backset · Non-handed PASSAGE HL6 / MORTISE HL6	**E1**
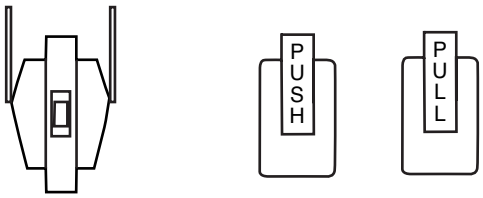	**Push Up, Pull Up** · Any Backset · Non-handed PASSAGE HL6 / PRIVACY PL7/PL8 / MORTISE HL6	**E2**
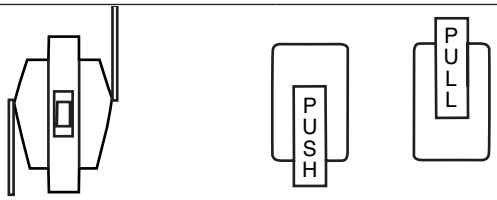	**Push Down, Pull Up** · Any Backset · Non-Handed PASSAGE HL6 / MORTISE HL6	**E5**
	**Push Down, Pull Down** · Any Backset · Non-handed PASSAGE HL6 / MORTISE HL6	**E6**
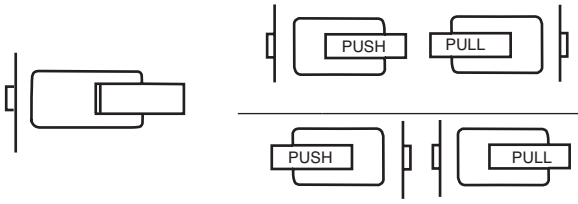	**Horizontal Engraving** · Any Backset · RH & LHR PASSAGE HL6 / MORTISE HL6	**E3**
	Horizontal Engraving · Any Backset · LH & RHR PASSAGE HL6 / PRIVACY PL7/PL8 / MORTISE HL6	**E4**
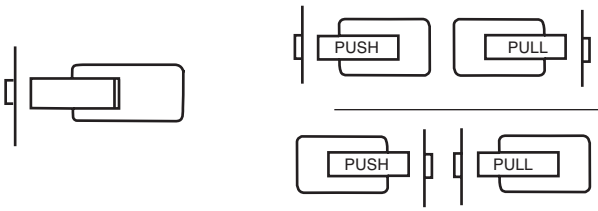	**Horizontal Engraving** · 7″ Backset only · RH PASSAGE HL6	**E4**
	Horizontal Engraving · 7″ Backset only · LH PASSAGE HL6	**E3**

Hospital Latch Paddle Assemblies

Reference diagram below when ordering engraved push/pull paddles listed below

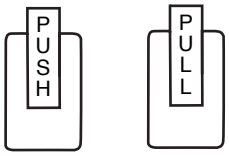

Engraved Up



Engraved Down

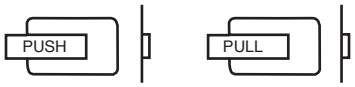

Engraved Towards

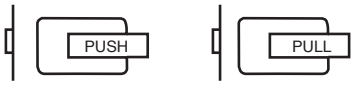

Engraved Away

Part Number	Description	List
Tubular (Bored) Paddle Assemblies - NON ENGRAVED		
(NOTE: additional finishes available upon request. Lever material either brass or stainless steel unless otherwise noted)		
HANDLE.10155	HL6 Push Handle Assy, 605/US3/Bright Brass Finish	$150.00
HANDLE.10179	HL6 Pull Handle Assy, 605/US3/Bright Brass Finish	150.00
HANDLE.10156	HL6 Push Handle Assy, 606/US4/Satin Brass Finish	139.00
HANDLE.10180	HL6 Pull Handle Assy, 606/US4/Satin Brass Finish	139.00
HANDLE.10157	HL6 Push Handle Assy, 612/US10/Satin Bronze Finish	139.00
HANDLE.10181	HL6 Pull Handle Assy, 612/US10/Satin Bronze Finish	139.00
HANDLE.10158	HL6 Push Handle Assy, 613/US10B/Oil Rubbed Bronze Finish	150.00
HANDLE.10182	HL6 Pull Handle Assy, 613/US10B/Oil Rubbed Bronze Finish	150.00
HANDLE.10159	HL6 Push Handle Assy, 625/US26/Bright Chrome Finish	148.00
HANDLE.10183	HL6 Pull Handle Assy, 625/US26/Bright Chrome Finish	148.00
HANDLE.10160	HL6 Push Handle Assy, 626/US26D/Satin Chrome Finish, Zinc Paddle	122.00
HANDLE.10184	HL6 Pull Handle Assy, 626/US26D/Satin Chrome Finish, Zinc Paddle	122.00
HANDLE.10215	HL6 Push Handle Assy, 626/US26D/Satin Chrome Finish	134.00
HANDLE.10275	HL6 Pull Handle Assy, 626/US26D/Satin Chrome Finish	134.00
HANDLE.10161	HL6 Push Handle Assy, 629/US32/Bright Stainless Steel	144.00
HANDLE.10185	HL6 Pull Handle Assy, 629/US32/Bright Stainless Steel	144.00
HANDLE.10162	HL6 Push Handle Assy, 630/US32D/Satin Stainless Steel	139.00
HANDLE.10186	HL6 Pull Handle Assy, 630/US32D/Satin Stainless Steel	139.00
HANDLE.10225	HL6 Push Handle Eo Assy 626/US26D/Satin Chrome Finish, Zinc Paddle	122.00
HANDLE.10308	HL6 Pull Handle En Assy 626/US26D/Satin Chrome Finish, Zinc Paddle	122.00
HANDLE.10248	HL6 Push Handle Eo Assy 630/US32D/Satin Stainless Steel	135.00
HANDLE.10306	HL6 Pull Handle En Assy 630/US32D/Satin Stainless Steel	135.00
HANDLE.10168	PL7 Push Handle Assy, 626/US26D/Satin Chrome Finish, Zinc Paddle	158.00
HANDLE.10176	PL8 Push Handle Assy, 626/US26D/Satin Chrome Finish, Zinc Paddle	158.00
HANDLE.10192	PL7 Pull Handle Assy, 626/US26D/Satin Chrome Finish, Zinc Paddle	158.00
HANDLE.10200	PL8 Pull Handle Assy, 626/US26D/Satin Chrome Finish, Zinc Paddle	158.00
HANDLE.10170	PL7 Push Handle Assy, 630/US32D/Stainless Steel	180.00
HANDLE.10178	PL8 Push Handle Assy, 630/US32D/Stainless Steel	180.00
HANDLE.10194	PL7 Pull Handle Assy, 630/US32D/Stainless Steel	180.00
HANDLE.10202	PL8 Pull Handle Assy, 630/US32D/Stainless Steel	180.00

Hospital Latch Paddles (continued)

Part Number	Description	List
Tubular (Bored) Paddle Assemblies - ENGRAVED (NOTE: additional finishes and engravings available upon request. Lever material either brass or stainless steel unless otherwise noted)		
HANDLE.10211	HL6 Push Handle Assy Engraved Down, 626/US26D/Satin Chrome, Zinc Paddle	$137.00
HANDLE.10212	HL6 Push Handle Assy Engraved Up, 626/US26D/Satin Chrome, Zinc Paddle	137.00
HANDLE.10213	HL6 Push Handle Assy Engraved Away, 626/US26D/Satin Chrome, Zinc Paddle	137.00
HANDLE.10271	HL6 Pull Handle Assy Engraved Down, 626/US26D/Satin Chrome, Zinc Paddle	137.00
HANDLE.10272	HL6 Pull Handle Assy Engraved Up, 626/US26D/Satin Chrome, Zinc Paddle	137.00
HANDLE.10273	HL6 Pull Handle Assy Engraved Towards, 626/US26D/Satin Chrome, Zinc Paddle	137.00
HANDLE.10217	HL6 Push Handle Assy Engraved Down, 626/US26D/Satin Chrome, Brass Paddle	150.00
HANDLE.10254	HL6 Push Handle Assy Engraved Up U,626/US26D/Satin Chrome, Brass Paddle	150.00
HANDLE.10297	HL6 Pull Handle Assy Engraved Down, 626/US26D/Satin Chrome, Brass Paddle	150.00
HANDLE.10277	HL6 Pull Handle Assy Engraved Up, 626/US26D/Satin Chrome, Brass Paddle	150.00
HANDLE.10218	HL6 Push Handle Assy Engraved Down, 630/US32D/Satin Stainless Steel	154.00
HANDLE.10238	HL6 Push Handle Assy Engraved Up, 630/US32D/Satin Stainless Steel	154.00
HANDLE.10219	HL6 Push Handle Assy Engraved Away, 630/US32D/Satin Stainless Steel	154.00
HANDLE.10220	HL6 Push Handle Assy Engraved Toward, 630/US32D/Satin Stainless Steel	154.00
HANDLE.10278	HL6 Pull Handle Assy Engraved Down, 630/US32D/Satin Stainless Steel	154.00
HANDLE.10296	HL6 Pull Handle Assy Engraved Up, 630/US32D/Satin Stainless Steel	154.00
HANDLE.10280	HL6 Pull Handle Assy Engraved Away, 630/US32D/Satin Stainless Steel	154.00
HANDLE.10279	HL6 Pull Handle Assy Engraved Towards, 630/US32D/Satin Stainless Steel	154.00
HANDLE.10262	PL7 Push Handle Assy Engraved Down, 630/US32D/Satin Stainless Steel	195.00
HANDLE.10318	PL7 Pull Handle Assy Engraved Down, 630/US32D/Satin Stainless Steel	195.00
HANDLE.10261	PL8 Push Handle Assy Engraved Down, 630/US32D/Satin Stainless Steel	195.00
HANDLE.10317	PL8 Pull Handle Assy Engraved Down, 630/US32D/Satin Stainless Steel	195.00
Mortise Paddle Assemblies - NON ENGRAVED (NOTE: additional finishes available upon request. Lever material either brass or stainless steel unless otherwise noted)		
HANDLE.10203	HL6 Push Handle Mortise Assy, 605/US3/Bright Brass	$150.00
HANDLE.10264	HL6 Pull Handle Mortise Assy, 605/US3/Bright Brass	150.00
HANDLE.10205	HL6 Push Handle Mortise Assy, 612/US10/Satin Bronze	139.00
HANDLE.10266	HL6 Pull Handle Mortise Assy, 612/US10/Satin Bronze	139.00
HANDLE.10206	HL6 Push Handle Mortise Assy, 613/US10B/Oil Rubbed Bronze	150.00
HANDLE.10267	HL6 Pull Handle Mortise Assy, 613/US10B/Oil Rubbed Bronze	150.00
HANDLE.10207	HL6 Push Handle Mortise Assy, 625/US26/Bright Chrome	148.00
HANDLE.10268	HL6 Pull Handle Mortise Assy, 625/US26/Bright Chrome	148.00
HANDLE.10208	HL6 Push Handle Mortise Assy, 626/US26D/Satin Chrome, Zinc Paddles	122.00
HANDLE.10269	HL6 Pull Handle Mortise Assy, 626/US26D/Satin Chrome, Zinc Paddles	122.00
HANDLE.10229	HL6 Push Handle Mortise Assy, 626/US26D/Satin Chrome	134.00
HANDLE.10289	HL6 Pull Handle Mortise Assy,626/US26D/Sating Chrome	134.00
HANDLE.10209	HL6 Push Handle Mortise Assy, 630/US32D/Stainless Steel	139.00
HANDLE.10270	HL6 Pull Handle Mortise Assy, 630/US32D/Stainless Steel	139.00

Hospital Latch Paddles (continued)

Part Number	Description	List
Mortise Paddle Assemblies - ENGRAVED (NOTE: additional finishes and engravings available upon request. Lever material either brass or stainless steel unless otherwise noted)		
HANDLE.10236	HL6 Push Handle Mortise Assy Engraved Down, 626/US26D/Satin Chrome, Zinc Paddles	$137.00
HANDLE.10230	HL6 Push Handle Mortise Assy Engraved Up, 626/US26D/Satin Chrome, Zinc Paddles	137.00
HANDLE.10226	HL6 Push Handle Mortise Assy Engraved Away, 626/US26D/Satin Chrome, Zinc Paddles	137.00
HANDLE.10290	HL6 Pull Handle Mortise Assy Engraved Down, 626/US26D/Satin Chrome, Zinc Paddles	137.00
HANDLE.10298	HL6 Pull Handle Mortise Assy Engraved Up, 626/US26D/Satin Chrome, Zinc Paddles	137.00
HANDLE.10286	HL6 Pull Handle Mortise Assy Engraved Towards, 626/US26D/Satin Chrome, Zinc Paddles	137.00
HANDLE.10325	HL6 Push Handle Mortise Assy Engraved Up, 626/US26D/Satin Chrome	150.00
HANDLE.10326	HL6 Pull Handle Mortise Assy Engraved Down, 626/US26D/Satin Chrome	150.00
HANDLE.10221	HL6 Push Handle Mortise Assy Engraved Down, 630/US32D/Stainless Steel	154.00
HANDLE.10243	HL6 Push Handle Mortise Assy Engraved Up, 630/US32D/Stainless Steel	154.00
HANDLE.10222	HL6 Push Handle Mortise Assy Engraved Towards, 630/US32D/Stainless Steel	154.00
HANDLE.10231	HL6 Push Handle Mortise Assy Engraved Away, 630/US32D/Stainless Steel	154.00
HANDLE.10285	HL6 Pull Handle Mortise Assy Engraved Down, 630/US32D/Stainless Steel	154.00
HANDLE.10281	HL6 Pull Handle Mortise Assy Engraved Up, 630/US32D/Stainless Steel	154.00
HANDLE.10291	HL6 Pull Handle Mortise Assy Engraved Towards, 630/US32D/Stainless Steel	154.00
HANDLE.10282	HL6 Pull Handle Mortise Assy Engraved Away, 630/US32D/Stainless Steel	154.00
COVER ASSEMBLIES (NOTE: additional finishes available upon request)		
840964-03	HL6 Cover, 605/US3/Bright Brass	$86.10
840964-04	HL6 Cover, 606/US4/Satin Brass	77.70
840964-25	HL6 Cover, 612/US10/Satin Bronze	77.70
840964-13	HL6 Cover, 613/US10B/Oil Rubbed Bronze	86.10
840964-25	HL6 Cover, 625/US26/Bright Chrome	86.10
840967-64	HL6 Cover, 626/US26D/Satin Chrome, Zinc	68.30
840964-26	HL6 Cover, 626/US26D/Satin Chrome	77.70
840965-31	HL6 Cover, 629/US32/Bright Stainless Steel	81.90
840965-32	HL6 Cover, 630/US32D/Satin Stainless Steel	77.70
840956-04	PL7/PL8 Coin Turn Cover Assy, 605/US4/Bright Brass	110.00
840956-25	PL7/PL8 Coin Turn Cover Assy, 625/US26/Bright Chrome	122.00
840956-26	PL7/PL8 Coin Turn Cover Assy, 626/US26D/Satin Chrome	111.00
840956-32	PL7/PL8 Coin Turn Cover Assy, 630/US32D/Satin Stainless Steel	117.00
840957-04	PL7/PL8 Thumbturn Cover Assy, 605/US4/Bright Brass	190.00
840957-25	PL7/PL8 Thumbturn Cover Assy, 625/US26/Bright Chrome	196.00
840957-26	PL7/PL8 Thumbturn Cover Assy, 626/US26D/Satin Chrome	180.00
840957-32	PL7/PL8 Thumbturn Cover Assy, 630/US32D/Satin Stainless Steel	190.00
STRIKES (NOTE: additional finishes available upon request)		
HLPART.10040	Standard Strike, HL6/PL7/PL7 Tubular (Bored) Lock, 605/US3/Bright Brass	$29.40
HLPART.10041	Standard Strike, HL6/PL7/PL7 Tubular (Bored) Lock, 606/US4/Satin Brass	29.40
HLPART.10042	Standard Strike, HL6/PL7/PL7 Tubular (Bored) Lock, 612/US10/Satin Bronze	29.40
HLPART.10043	Standard Strike, HL6/PL7/PL7 Tubular (Bored) Lock, 613/US10B/Oil Rubbed Bronze	29.40
HLPART.10044	Standard Strike, HL6/PL7/PL7 Tubular (Bored) Lock, 625/626/629/630/US26/US26D/US32/US32D	29.40
HLPART.10045	Asa Strike, HL6/PL7/PL7 Tubular (Bored) Lock, 605/US3/Bright Brass	29.40
HLPART.10051	Asa Strike, HL6/PL7/PL7 Tubular (Bored) Lock, 606/US4/Satin Brass	29.40
HLPART.10047	Asa Strike, HL6/PL7/PL7 Tubular (Bored) Lock, 612/US10/Satin Bronze	29.40
HLPART.10048	Asa Strike, HL6/PL7/PL7 Tubular (Bored) Lock, 613/US10B/Oil Rubbed Bronze	29.40
HLPART.10049	Asa Strike, HL6/PL7/PL7 Tubular (Bored) Lock, 625/626/629/630/US26/US26D/US32/US32D	29.40

Parts

Hospital Latch Paddles (continued)

Part Number	Description	List
LATCHBOLTS (NOTE: additional finishes available upon request)		
HLPART.10060	HL6/PL7PL8 2.75" Latchbolt Pkg 605/US3/Bright Brass	$52.50
HLPART.10061	HL6/PL7PL8 2.75" Latchbolt Pkg 606/US4/Satin Brass	52.50
HLPART.10062	HL6/PL7PL8 2.75" Latchbolt Pkg 612/US10/Satin Bronze	52.50
HLPART.10063	HL6/PL7PL8 2.75" Latchbolt Pkg 613/US10B/Oil Rubbed Bronze	52.50
HLPART.10064	HL6/PL7PL8 2.75" Latchbolt Pkg 625/629/US26/US32	52.50
HLPART.10065	HL6/PL7PL8 2.75" Latchbolt Pkg 626/630/US26D/US32D	52.50
HLPART.10066	HL6/PL7PL8 3.75" Latchbolt Pkg 625/629/US26/US32	54.60
HLPART.10068	HL6/PL7/PL8 3.75" Latchbolt Pkg 612/US10/Satin Bronze	
HLPART.10067	HL6/PL7PL8 3.75" Latchbolt Pkg 626/630/US26D/US32D	54.60
HLPART.10069	HL6/PL7/PL8 3.75" Latchbolt Pkg 613/US10B/Oil Rubbed Bronze	
HLPART.10070	HL6/PL7/PL8 3.75" Latchbolt Pkg 625/629/US26/US32	
HLPART.10072	HL6/PL7PL8 5.0" Latchbolt Pkg 605/US3/Bright Brass	55.70
HLPART.10071	HL6/PL7/PL8 3.75" Latchbolt Pkg 626/630/US26D/US32D	
HLPART.10073	HL6/PL7PL8 5.0" Latchbolt Pkg 606/US4/Satin Brass	55.70
HLPART.10074	HL6/PL7PL8 5.0" Latchbolt Pkg 612/US10/Satin Bronze	55.70
HLPART.10075	HL6/PL7PL8 5.0" Latchbolt Pkg 613/US10B/Oil Rubbed Bronze	55.70
HLPART.10076	HL6/PL7PL8 5.0" Latchbolt Pkg 625/629/US26/US32	55.70
HLPART.10077	HL6/PL7PL8 5.0" Latchbolt Pkg 626/630/US26D/US32D	55.70
HLPART.10078	HL6/PL7/PL8 7.0" Latchbolt Pkg 605/US3/Bright Brass	
HLPART.10079	HL6/PL7/PL8 7.0" Latchbolt Pkg 604/US4/Satin Brass	
HLPART.10080	HL6/PL7PL8 7.0" Latchbolt Pkg 612/US10/Satin Bronze	109.00
HLPART.10081	HL6/PL7/PL8 7.0" Latchbolt Pkg 613/US10B/Oil Rubbed Bronze	
HLPART.10082	HL6/PL7/PL8 7.0" Latchbolt Pkg 625/629/US26/US32	
HLPART.10083	HL6/PL7PL8 7.0" Latchbolt Pkg 626/630/US26D/US32D	109.00
LEAD LINING		
HLPART.10153	HL6/PL7/PL8 Tubular (Bored) Lock Lead Lining, for use with 2 3/4" Backset	$101.00
HLPART.10154	HL6/PL7/PL8 Tubular (Bored) Lock Lead Lining, for use with 3 3/4" Backset	101.00
HLPART.10155	HL6/PL7/PL8 Tubular (Bored) Lock Lead Lining, for use with 5" Backset	101.00
HLPART.10156	HL6/PL7/PL8 Tubular (Bored) Lock Lead Lining, for use with 7" Backset	101.00
SCREW PACKS		
840613-00	HL6/PL7/8 Security Screw Pkg 3, 2D	10.50
829632-26	HL6eo Screw Pkg 625/626/US26/US26D	10.50
HLPART.10158	HL6/HL6M/PL7/PL8 Spring & Rivet Pkg	13.70
HLPART.10159	"OLD STYLE" SPRING & RIVET PKG	13.70
K110-020	Cover Screws, Contains (2) K510-210, #8-32 x 1/4" MS PFH (Specify finish when ordering)	0.88
MORTISE LOCK COMPONENTS		
840088-00	HLM6 Mounting Plate	$2.60
Strikes		See page L-35
Armor fronts		See page L-35
Chassis		See page L-39
36-371-89	EL/EU SPINDLE (Qty 1)	$1.00

KS-Series Padlock Parts

Conventional Key-in-Lever

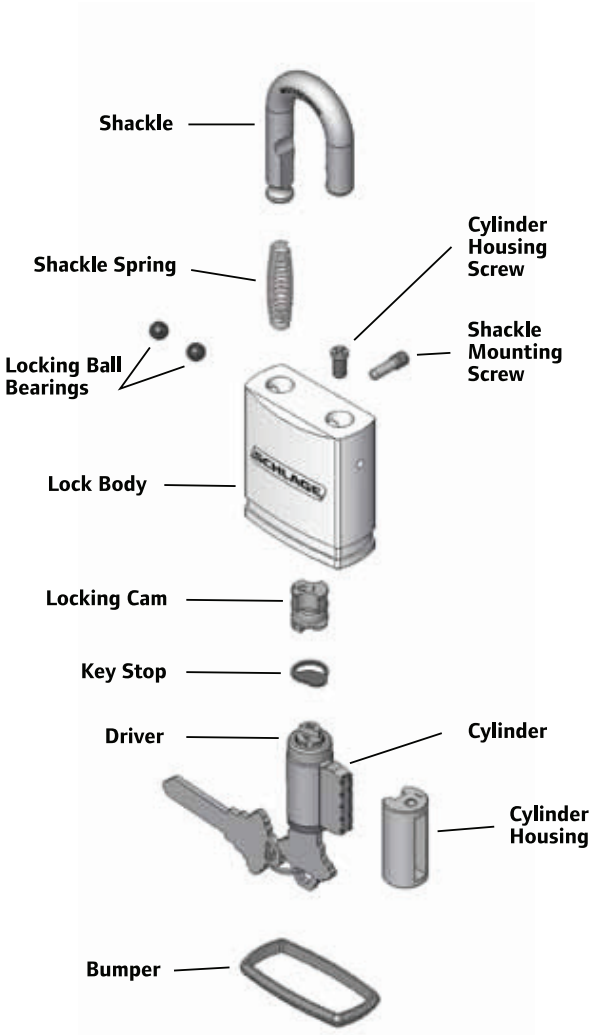

Small Format Interchangeable Core

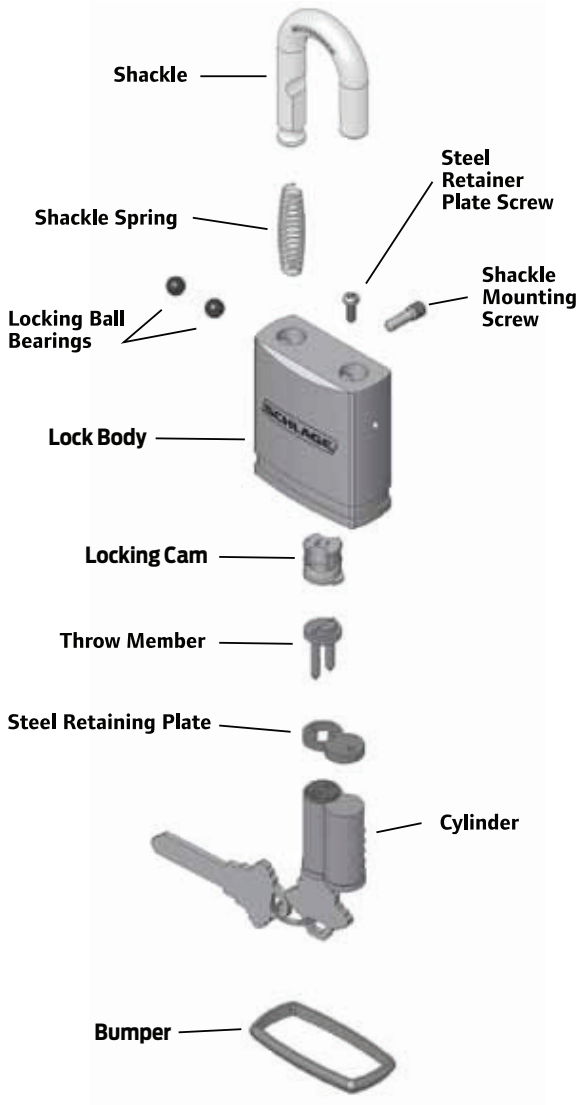

KS-Series Cable

Conventional Key-in-Lever

Small Format Interchangeable Core

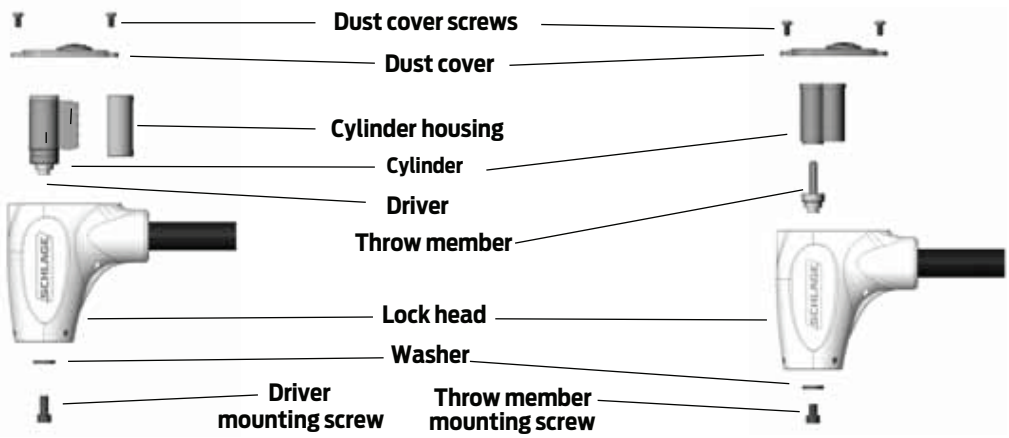

Important Portable Security Ordering Information

All products in this section are stocked and must be ordered in case quantities. Case quantity is listed with each product. All prices listed are unit prices.

Note: Keyed different products ship with key in knob cylinders.
All cylinders ordered for use with Less Cylinder products will ship separately.

Common Pricing Information	
1.	Locks are furnished with standard features unless otherwise specified.
2.	Keyed different products ship with Key in Knob keyed different cylinders only. For other Key in Knob cylinder options order less cylinder padlocks from page PS-6 and cylinders separately.
3.	For Custom Engraving, see page PS-9.
4.	Key in Knob less cylinder padlocks ship with key stop, cylinder housing, and cylinder housing screw.
5.	For cylinder and keying options, refer to **Cylinders** and **Keys & Keying** sections.
6.	SFIC less cylinder product is shipped without cylinder.
7.	Padlocks with cylinders will be furnished with 2 keys each as standard. Additional keys will be charge at the additional cut keys charge appropriate for the cylinder/key type

Table of Contents

PL Series Cross Reference **PS-4**
Key-In-Knob with Cylinder **PS-5**
Keyed Different PS-5
Chain Only PS-5
Key-In-Knob Less Cylinder **PS-6**
SFIC Less Cylinder **PS-7**
Full Size IC Core **PS-8**
Less Cylinder - Brass PS-8
Custom Engraving Brass Padlocks and Chrome Plated Brass Padlocks **PS-9**
Parts and Accessories **PS-11**
Specialty Security **PS-13**
Flex Security **PS-14**
Padlocks PS-14
Security Chains PS-15
Security Cables and Locking Cables PS-15

Standard Features for Commercial Series Padlocks

Certification	Meets or exceeds ASTM standards for standard steel shackle, shackle cutting and corrosion resistance=
Lock Body	Solid steel, brass and chrome plated brass - Solid steel resists impact, solid brass and chrome plated brass resist corrosion=
Shackle	Hardened alloy steel, double deadbolt locking mechanism
Cylinder*	Conventional Key-In-Lever, 6-pin solid brass, pinned 5, C keyway, keyed different (KD) unless otherwise specified
Cylinder Finish	606 Satin Brass
Keys	Two nickel silver cut keys per lock, branded Schlage

** Cylinders must be ordered as a separate line item for all products except conventional key in lever KD stocked.*

Standard Features for Commercial Series Cables

Lock Head	Die-cast zinc, 407 satin finish=
Cable	Braided steel vinyl coated for greater cut resistance than twisted cables
Cylinder*	Conventional Key-In-Lever , 6-pin solid brass, pinned 5, C keyway, keyed different (KD)
Cylinder Finish	606 Satin Brass
Keys	Two nickel silver cut keys per lock, branded Schlage

** Cylinders must be ordered as a separate line item for all products except conventional key in lever KD stocked.*

Standard Features for Commercial Series Chains

Certification	Padlock meets or exceeds ASTM standards for tensile force, shock, shackle cutting, cycle test and corrosion
Padlock*	Recommended for use with KS72F2300 - Round style padlock with 2" shackle
Lock Body	2 5/8" Solid steel resists impact
Shackle	Molybdenum hardened steel, patented interchangeable design, double deadbolt locking mechanism
Cylinder	Conventional Key-In-Lever , 6-pin solid brass, pinned 5, C keyway, keyed different (KD)
Cylinder Finish	606 Satin Brass
Keys	Two nickel silver cut keys per lock, branded Schlage
Chain	Triple heat treated Boron Manganese steel; unique six-sided chain links resist attack

** Padlocks and chains must be ordered separately.*

PL Part #/KS Part

PL Series Part #	KS Series Part #
PL1001J	KS23D2200
PL1002J	KS23F2200
PL1003J	KS23F2200
PL2001J	KS43D2200
PL2002J	KS43F2200
PL2003J	KS43F2200
PL3001J	KS43D2200
PL3002J	KS43F2200
PL4001J	KS43D3200
PL4002J	KS43F3200
PL4003J	KS43F3200

PL Series - Discontinued

	Body Size			Shackle Dimension			Shackle Dimension (metric)			
Part #	Width	Height	Depth	A	B	C	A	B	C	Cylinder Type
PL1001J	1 3/4”	2 1/8”	3/4”	5/16”	1 1/8”	3/4”	8mm	29mm	19mm	KNK
PL1002J					2”			51mm		
PL1003J					3”			76mm		
PL2001J	2”	2 1/8”	3/4”	3/8”	1 1/8”	3/4”	9.5mm	29mm	19mm	KNK
PL2002J					2”			51mm		
PL2003J					3”			76mm		
PL3001J	2 1/4”	2 3/8”	7/8”	7/16”	1 1/8”	5/16”	11mm	29mm	24mm	KNK
PL3002J					2”			51mm		
PL4001J	2”	2 1/4”	7/8”	3/8”	1 1/8”	3/4”	9.5mm	29mm	19mm	IC
PL4002J					2”			51mm		
PL4003J					3”			76mm		

KS Series - Replacement

	Body Size			Shackle Dimension			Shackle Dimension (metric)			
Part #	Width	Height	Depth	A	B	C	A	B	C	Cylinder Type
KS23D2200	1 25/32”	2 3/16”	7/8”	5/16”	1 1/2”	3/4”	8mm	38mm	19mm	KNK
KS23F2200					2”			51mm		
KS43D2200	1 15/16”	2 3/16”	7/8”	3/8”	1 1/2”	3/4”	9.5mm	38mm	19mm	KNK
KS43F2200					2”			51mm		
KS43D3200	1 15/16”	2 3/16”	7/8”	3/8”	1 1/2”	3/4”	9.5mm	38mm	19mm	IC
KS43F3200					2”			51mm		

NOTES: **1)** Padlocks must be ordered and are shipped less cylinder
– Keys & Keying must appear as a separate line item
2) Reference Schlage Keys & Keying section for specific opitions and cylinders
– All Key & Keying adders and deducts apply
3) Key retaining cams for Classic KNK padlocks - KZ32CB1 - ordered as separate line item and ships separately
4) Key retaining is not an option on Full Size IC products

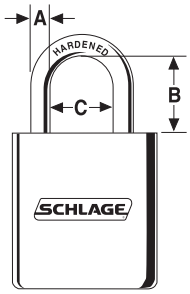

Shackle Dimensions

Available in: 606 Brass



KS23D KS43F

Available in: 652 Steel

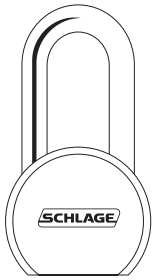

KS72F

Locking Head is 407 Satin Finish

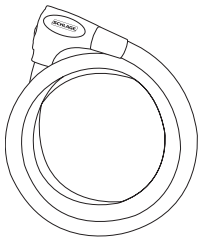

KC Series

Padlock is 652 Steel

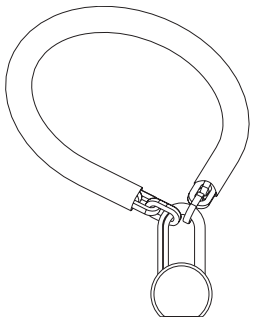

KK Series

		Body Size			Shackle Dimension			Shackle Dimension (metric)						
UPC 720018-	Part #	Width	Height	Depth	A	B	C	A	B	C	Cylinder Type	Case Pack	Master Pack	List Price Each
KEYED DIFFERENT - BRASS														
997412	KS23D2300	1 25/32"	2 3/16"	7/8"	5/16"	1 1/2"	3/4"	8mm	38mm	19mm	KNK	6	24	**$62.60**
997405	KS23F2300	1 25/32"	2 3/16"	7/8"	5/16"	2"	3/4"	8mm	51mm	19mm	KNK	6	24	**62.80**
997290	KS43D2300	1 15/16"	2 3/16"	7/8"	3/8"	1 1/2"	3/4"	9.5mm	38mm	19mm	KNK	6	24	**66.60**
997283	KS43F2300	1 15/16"	2 3/16"	7/8"	3/8"	2"	3/4"	9.5mm	51mm	19mm	KNK	6	24	**67.00**
KEYED DIFFERENT - STEEL														
997764	KS72F2300	2 5/8"	2 3/8"	1 3/32"	7/16"	2"	7/8"	11mm	51mm	22mm	KNK	6	18	**$72.10**

		Cable Size		Cable Size (metric)					
UPC 720018-	Part #	Length	Diameter	Length	Diameter	Cylinder Type	Case Pack	Master Pack	List Price Each
KEYED DIFFERENT									
997719	KC215E220	6'	5/8"	182cm	15mm	KNK	1	5	**$96.70**

		Chain Size	Chain Size (metric)	Shackle Dimension			ShackleShackle Dimension (metric)						
UPC 720018-	Part #	Length	Length	A	B	C	A	B	C	Cylinder Type	Case Pack	Master Pack	List Price Each
CHAIN ONLY													
999478	999478	5'	150 cm		N/A			N/A		N/A	1	1	**$94.00**
999461	999461	3' 3"	100 cm		N/A			N/A		N/A	1	1	**49.70**

NOTE: **1)** For master keyed or keyed alike products, order chain, padlocks and cylinders separately.
Order chains #999478 or #999461 with padlock KS72F2300.
Prices are for chains only.
Chains and Padlocks must be ordered separately.

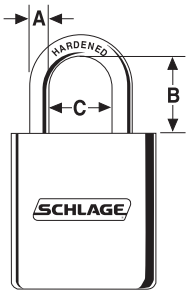

Shackle Dimensions

Available in 606 Brass



KS23D **KS43F**

		Body Size			Shackle Dimension			Shackle Dimension (metric)						
UPC 720018-	Part #	Width	Height	Depth	A	B	C	A	B	C	Cylinder Type	Case Pack	Master Pack	List Price Each
LESS CYLINDER - BRASS														
000259	KS23D2200	1 25/32"	2 3/16"	7/8"	5/16"	1 1/2"	3/4"	8mm	38mm	19mm	KNK	6	24	**$52.20**
000266	KS23F2200	1 25/32"	2 3/16"	7/8"	5/16"	2"	3/4"	8mm	51mm	19mm	KNK	6	24	**52.50**
000297	KS43D2200	1 15/16"	2 3/16"	7/8"	3/8"	1 1/2"	3/4"	9.5mm	38mm	19mm	KNK	6	24	**56.20**
000303	KS43F2200	1 15/16"	2 3/16"	7/8"	3/8"	2"	3/4"	9.5mm	51mm	19mm	KNK	6	24	**56.50**

Available in 625 Chrome Plated Brass

KS23D

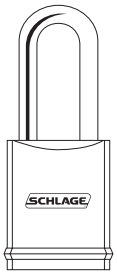

KS21F

Locking Head is 407 Satin Finish

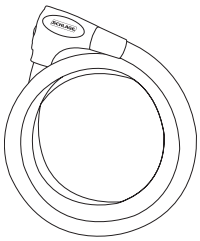

KC Series

		Body Size			Shackle Dimension			Shackle Dimension (metric)						
UPC 720018-	Part #	Width	Height	Depth	A	B	C	A	B	C	Cylinder Type	Case Pack	Master Pack	List Price Each
LESS CYLINDER - CHROME PLATED BRASS														
997658	KS11D1200	1 25/32"	2 3/16"	7/8"	1/4"	1 1/2"	3/4"	6.4mm	38mm	19mm	SFIC	6	24	**$31.10**
997641	KS11F1200	1 25/32"	2 3/16"	7/8″	1/4"	2"	3/4"	6.4mm	51mm	19mm	SFIC	6	24	**32.50**
997498	KS21D1200	1 25/32"	2 3/16"	7/8"	5/16"	1 1/2"	3/4"	8mm	38mm	19mm	SFIC	6	24	**33.00**
997481	KS21F1200	1 25/32"	2 3/16"	7/8"	5/16"	2"	3/4"	8mm	51mm	19mm	SFIC	6	24	**34.60**
997375	KS41D1200	1 15/16"	2 3/16"	7/8"	3/8"	1 1/2"	3/4"	9.5mm	38mm	19mm	SFIC	6	24	**33.00**
997368	KS41F1200	1 15/16"	2 3/16"	7/8"	3/8"	2"	3/4"	9.5mm	51mm	19mm	SFIC	6	24	**34.60**

		Cable Size		Cable Size (metric)					
UPC 720018-	Part #	Length	Diameter	Length	Diameter	Cylinder Type	Case Pack	Master Pack	List Price Each
LESS CYLINDER - SMALL FORMAT INTERCHANGEABLE CORE									
998747	KC215A130	2'	5/8"	60cm	15mm	SFIC	1	5	**$62.60**
998754	KC215B130	4'	5/8"	121cm	15mm	SFIC	1	5	**67.00**

Available in 606 Brass

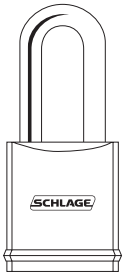

KS43D

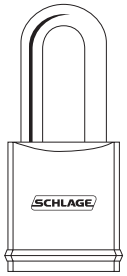

KS43F

		Body Size			Shackle Dimension			Shackle Dimension (metric)						
UPC 720018-	Part #	Width	Height	Depth	A	B	C	A	B	C	Cylinder Type	Case Pack	Master Pack	List Price Each
LESS CYLINDER - BRASS														
999140	KS43D3200	1 15/16"	2 3/16"	7/8"	3/8"	1 1/2"	3/4"	9.5mm	38mm	19mm	IC	6	24	**$64.80**
999157	KS43F3200	1 15/16"	2 3/16"	7/8"	3/8"	2"	3/4"	9.5mm	51mm	19mm	IC	6	24	**68.60**

Custom Engraving - Optional

KSxxxxx XKS-000-xxx

CLR Assigned Number per Technical Services

Brass Padlock/Chrome Plated Brass Padlock Stock

NOTES:
1) A one time set up cost of $85 net will be added to the first order under part number 50-020.
2) A $8.00 net per piece engraving fee will be added to net product cost.
3) Custom engraving requires submission of completed "Custom Logo Request" form (see **Forms**) and scaleable logo line art in DXF format to **LOCKSUPPORT@ALLEGION.COM.**
4) Minimum order quantity is 6.
5) XKS-000-XXX part number is assigned by Technical Services and is keyed in the accessory field as part of the product part number.

Custom engraving is available on the following parts.

Brass Padlocks - Listed on page

KS23D2300 KS23F2300 KS43D2300 KS43F2300	PS-5
KS23D2200 KS23F2200 KS43D2200 KS43F2200	PS-6
KS43D3200 KS43F3200	PS-8

Chrome Plated Brass Padlocks - Listed on page

KS11D1200 KS11F1200 KS21D1200 KS21F1200 KS41D1200 KS41F1200	PS-7

Product No Longer Available.

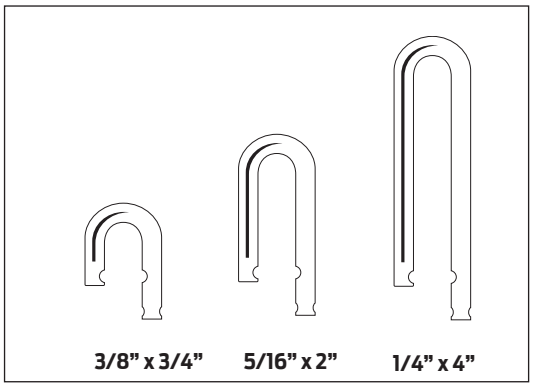

FEATURES & SPECIFICATIONS

- Parts and Accessories discounted at full lock discount.
- Must be ordered in box quantity.

		Shackle Dimension			Shackle Dimension (metric)					
UPC 720018-	**Part #**	**A**	**B**	**C**	**A**	**B**	**C**	**Box Quantity**	**Carton Quantity**	**List Price Each**
HARDENED STEEL SHACKLES - FOR USE WITH 10 SERIES PADLOCKS										
997214	KZ11A10	1/4"	3/4"	3/4"	6.4mm	19mm	19mm	6	36	**$5.20**
997184	KZ11D10	1/4"	1 1/2"	3/4"	6.4mm	38mm	19mm	6	36	**6.40**
997153	KZ11F10	1/4"	2"	3/4"	6.4mm	51mm	19mm	6	36	**6.50**
997122	KZ11G10	1/4"	4"	3/4"	6.4mm	102mm	19mm	6	36	**9.10**
HARDENED STEEL SHACKLES - FOR USE WITH 20 SERIES PADLOCKS										
997177	KZ11D20	5/16"	1 1/2"	3/4"	8mm	38mm	19mm	6	36	**$8.00**
997115	KZ11G20	5/16"	4"	3/4"	8mm	102mm	19mm	6	36	**11.60**
HARDENED STEEL SHACKLES - FOR USE WITH 40 SERIES PADLOCKS										
997139	KZ11F40	3/8"	2"	3/4"	9.5mm	51mm	19mm	6	36	**$10.30**
997108	KZ11G40	3/8"	4"	3/4"	9.5mm	102mm	19mm	6	36	**14.20**
BRASS SHACKLES - FOR USE WITH 10 SERIES PADLOCKS										
997061	KZ12D10	1/4"	1 1/2"	3/4"	6.4mm	38mm	19mm	6	36	**$6.40**
997009	KZ12G10	1/4"	4"	3/4"	6.4mm	102mm	19mm	6	36	**9.10**
BRASS SHACKLES - FOR USE WITH 20 SERIES PADLOCKS										
997054	KZ12D20	5/16"	1 1/2"	3/4"	8mm	38mm	19mm	6	36	**$7.50**
996996	KZ12G20	5/16"	4"	3/4"	8mm	102mm	19mm	6	36	**$11.50**
BRASS SHACKLES - FOR USE WITH 40 SERIES PADLOCKS										
997047	KZ12D40	3/8"	1 1/2"	3/4"	9.5mm	38mm	19mm	6	36	**$10.00**
996989	KZ12G40	3/8"	4"	3/4"	9.5mm	102mm	19mm	6	36	**14.20**
STAINLESS STEEL SHACKLES - FOR USE WITH 10 SERIES PADLOCKS										
001270	KZ13D10	1/4"	1 1/2"	3/4"	6.4mm	38mm	19mm	6	36	**$6.00**
001287	KZ13F10	1/4"	2"	3/4"	6.4mm	51mm	19mm	6	36	**6.40**
STAINLESS STEEL SHACKLES - FOR USE WITH 20 SERIES PADLOCKS										
001294	KZ13D20	5/16"	1 1/2"	3/4"	8mm	38mm	19mm	6	36	**$8.00**
001300	KZ13F20	5/16"	2"	3/4"	8mm	51mm	19mm	6	36	**8.30**
STAINLESS STEEL SHACKLES - FOR USE WITH 40 SERIES PADLOCKS										
001317	KZ13D40	3/8"	1 1/2"	3/4"	9.5mm	38mm	19mm	6	36	**$10.00**
001324	KZ13F40	3/8"	2"	3/4"	9.5mm	51mm	19mm	6	36	**10.30**

Product No Longer Available.

855101

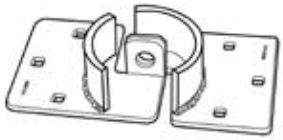

855118

855125



994848

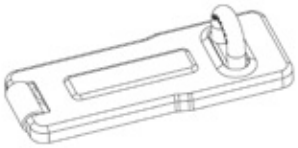

Specialty Security Products

UPC	Part Number	Description	Body Dimension	Carton Quantity	List Price Each
HASPS - HIGH-SECURITY					
855101	855101	Vehicle or Gate Security Hasp	8-1/2" x 4-1/2"	3	$39.20
855118	855118	Flexible Double-Hinge Steel Security Hasp	7-3/4" x 1-3/4"	6	12.50
855125	855125	Center Hole Security Hasp	5" x 2"	6	11.90
HASP - MODERATE-SECURITY					
994848	994848	Steel Bar Hasp	4-1/2" x 1-5/8"	6	$6.40

FLEX SECURITY FEATURES & SPECIFICATIONS

- Non rekeyable
- Retail vis-packed
- Must be ordered in case quantity multiples

999232

855156

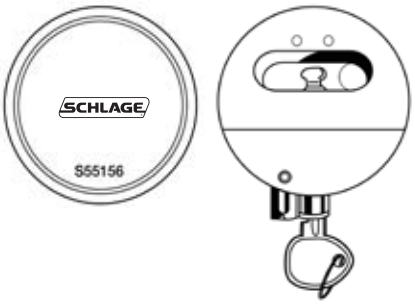

850410

Special Use Padlocks

UPC	Part Number	Shackle Dimension			Shackle Dimension (metric)			Padlock Width	Case Qty	Price Each
		A	B	C	A	B	C			
Extra Large Padlock										
720018999232	999232	1/2"	11"	4"	12mm	275mm	102mm	7 1/4"	5	**$38.00**
Shackle-less Padlock										
720018855156	855156	–	–	–	–	–	–	2 7/8"	6	**$47.60**

Covered Laminated Steel Padlocks

UPC	Part Number	Shackle Dimension			Padlock Width	Case Qty	Price Each
		A	B	C			
Covered Laminated Steel Padlocks							
720018850410*	850410*	1/4"	1 1/8"	3/4"	1 1/2"	3	**$26.20**

* *2 KA units per pack. 6 Packs keyed different per case.*

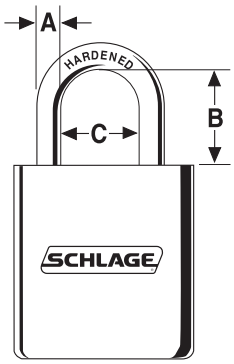

Shackle Dimensions

FLEX SECURITY FEATURES & SPECIFICATIONS

- Non rekeyable
- Retail vis-packed
- Must be ordered in case quantity multiples

Security Chains

UPC	Part Number	Shackle Dimension A	Chain Length	Case Qty	Price Each
Cinch Ring Security Chains					
720018999478	999478	1/2"	5'	1	**$94.00**
720018999461	999461	1/2"	3' 3"	1	**49.70**

Link Dimensions

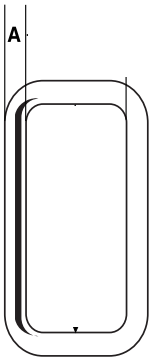

Security Cables and Locking Cables

UPC	Part Number	Cable Dia. A	Loop Dimension B	Loop Dimension C	Cable Length	Case Qty	Price Each
Heavy Duty Locking Cable - Schlage Rekeyable							
720018999201	999201	5/8"	–	–	6'	5	**$70.00**
Heavy Duty Flexible Steel Cables							
720018820406	820406	5/8"	3 3/8"	1 5/8"	7'	5	**$43.00**
Flexible Steel Cables							
720018999270	999270	3/8"	2 1/4"	1 1/8"	30'	4	**$55.00**
720018999263	999263	3/8"	2 1/4"	1 1/8"	15'	4	**34.20**
720018999256	999256	3/8"	2 1/4"	1 1/8"	7'	4	**20.20**
720018999249	999249	3/8"	2 1/4"	1 1/8"	4'	4	**15.80**
Key Cable							
720018999218	999218	1/2"	–	–	5'	4	**$29.00**
Resettable Combination Cable							
720018999225	999225	3/8"	–	–	5'	4	**$30.10**
Flexible Steel Cable and Covered Laminated Steel Padlock							
720018994800	994800	3/8"	2 1/4"	1 1/8"	4'	4	**$27.20**
720018994862	994862	3/8"	2 1/4"	1 1/8"	15'	4	**42.70**

Loop Dimensions

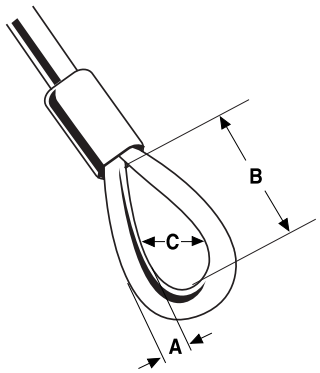

Notes

Exploded View - Everest Key-in-Knob/Lever Cylinder

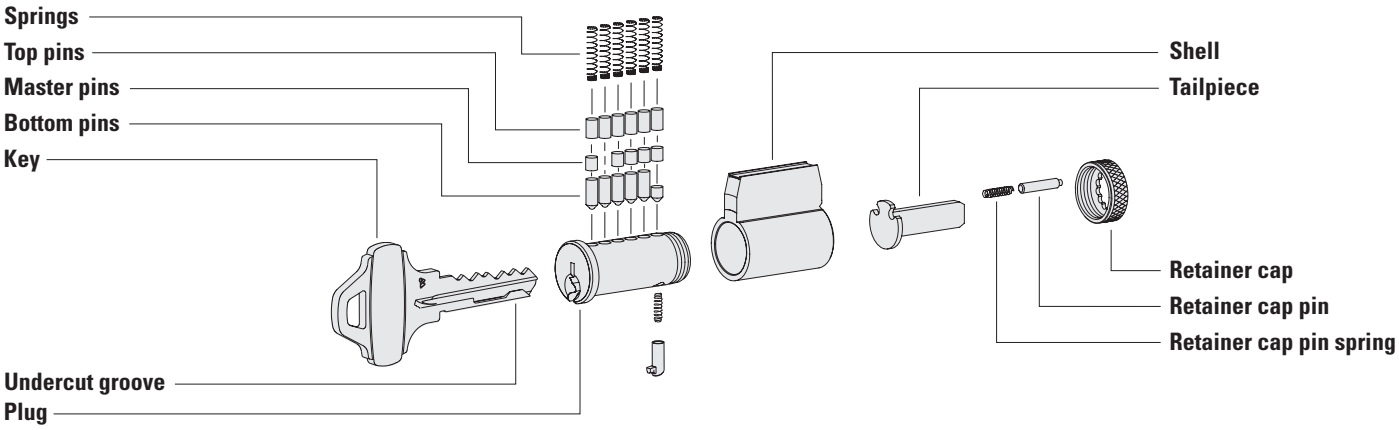

CYLINDERS

Ordering Procedures

To order Schlage products, descriptive data should be in the same sequence as shown below.

Line Item	Qty	Product	Outside		Inside		Hand	Latch	Strike	Dr Thk	Ext	DIM	Additional Details
			DES	FIN	DES	FIN							
1	10	20-001 S125		626								118	

Line Item: Line item number
Qty: Quantity
Product: Product number + keyway
Outside Des: Not Applicable
Outside Fin: Cylinder face finish color (for Key in Lever cylinders, choose plug face color - 606 or 626)
Inside Des: Not Applicable
Inside Fin: Not Applicable
Hand: Not Applicable
Latch: Not Applicable
Strike: Not Applicable
Dr Thk: Not Applicable
Ext: Not Applicable
Dim: for mortise cylinder length (Written as 1 1/8" = 118, 1 3/4" - 134 etc.)
Additional Details: Keying instructions (KA, KD, 0-bitted), Primus XP #, Everest 29 Facility Code, Locksmith ID#, Additional stamping instructions

Common Pricing Information	
1.	Locks are furnished with standard features unless otherwise specified.
2.	Door thickness is 1 ¾" unless otherwise specified.
3.	Split finishes and designs will be priced at the highest list price of the design and/or finish.
4.	Engineering specials are denoted by a part number beginning with "X".
5.	⌛ denotes a lock or part that requires an extended lead time.
6.	denotes a handed product and requires handing to be specified.
7.	For all restricted keyways (Everest D, Everest 29 T, Quad, Numbered, Reversed) add $17.50. This does not apply to Primus cylinders. See Terms and Conditions for ordering information and requirements.
8.	Locks, keys and cylinders containing restricted keyways require additional documentation to order. Please see Terms and Conditions for the specific requirements.
9.	Keyway must be specified for keyed functions and cylinders. If not specified, default keyway will be S123 for KA, KD and 0-bitted product and S145 for Factory managed masterkey systems.
10.	Multiple keying options are available. Locks and cylinders are furnished KD unless otherwise specified or excepted by notation.
11.	Control Keys for permanent and construction cores are not included with the lock or cylinder and must be ordered separately.
12.	Locks specified with "C" keyway and KD or 0-bitted will receive 6 pin cylinders.
13.	Full Size Interchangeable Cores (FSIC) are furnished 1-bitted unless otherwise specified. If 0-bitted is selected, the order will be entered as 1-bitted. This does not apply to FSIC Primus® cores.
14.	Conventional standard pinned cylinders, Primus cylinders (conventional and FSIC) can be supplied 0-bitted. If 1-bitted is selected, the order will be entered as 0-bitted.
15.	Available plug face finishes are 606 and 626, 643e, 622. For brass or satin bronze finish colors, the plug face finish is 606. For oil rubbed or aged bronze finish colors, the 643e plug face will be furnished. For chrome, nickel or stainless steel finish colors, the plug face finish is 626.
16.	Specify LKB if 0-bitted Primus cylinders are required "Less Key Blanks." Deduct **$16.40** per cylinder.
17.	For hotel function cylinders: Not available in Primus. Furnished 0-bitted. Emergency keys must be ordered separately.
18.	Locks and cylinders will be furnished with 2 keys each as standard. Additional keys will be charge at the additional cut keys charge appropriate for the cylinder/key type

Table of Contents

Multiple Tailpiece Cylinders **CYL-4**
Bulk Pack Cylinders **CYL-5**
Primus Cylinders-Sub-Assembled **CYL-9**
A & H, AD, AL, CL, D, ND, KS, S & S200 **CYL-10**
Tailpieces & Actuators CYL-16
Miscellaneous Parts CYL-17
B500 **CYL-18**
Conventional Cylinders & Housings CYL-18
Tailpieces, Drivers & Parts CYL-19
B250, B400, E/B, F100, H, MD, S200 **CYL-20**
Deadbolt Cylinders CYL-20
IC Cylinders & Miscellaneous Parts CYL-21
Collars, Tailpieces and Reference Tables CYL-22
B600/700/800 **CYL-24**
Reference Table CYL-24
Miscellaneous Parts and Tailpieces CYL-26
IC Housings and Parts CYL-27
Mortise **CYL-28**
Conventional Cylinders, L-Series CYL-28
Conventional Cylinders for Adams Rite, Adams Rite, Lori & Corbin Russwin CYL-29
Concealed Shell Cylinders CYL-31
Cams, Cam Screws, Dummy Cylinder CYL-32
Full Size Interchangeable Core CYL-33
Small Format Interchangeable Core CYL-35
Cylinder Lengths and Collars By Application CYL-37
Blocing Ring Requirements CYL-38
Schlage cylinders for Falcon & Von Duprin **CYL-39**
Rim Cylinders **CYL-41**
Interchangeable Cores **CYL-43**
Full Size Interchangeable Cores CYL-43
Small Format Interchangeable Cores CYL-44
Competitor Retrofit Cylinders **CYL-45**
Corbin Russwin, Sargent, Yale Key-in-Knob/Lever CYL-45
Reference Tables CYL-46
Corbin Russwin Master Ring CYL-47
Cams to Operate Competitor Locks CYL-48
Letter/Mail Box **CYL-50**
Special Cylinders **CYL-51**
Pins, Springs & Pinning Components **CYL-52**
Full Size CYL-52
Small Format CYL-53
Plugs **CYL-56**
Shells **CYL-57**

Product Identification

20-001 118 XXXX

- **XXXX** — **Keyway**
- **118** — **Dimension**
- **20-001** — **Cylinder Assembly**

Full Size Cylinders and Cores

When ordering full size cylinders, specify the standard or Primus cylinder number, dimension (where required), keyway (e.g. C, CP, C123, S123 etc) or keyway family (e.g. Obverse, Everest® Family, Everest D Family, Everest 29 T) and finish. If no keyway is specified, master keyed products will default to Everest 29 S145 and non-master keyed products will default to S123.

Small Format Interchangeable Cores

Small format cores are available only in Everest and Everest 29 restricted keyways and certain Best® keyways. Small format cores cannot be keyed into the same system as full size cylinders and cores because the keyways are different.

See **Schlage Cylinder & Keyway Terminology** for more details on Schlage's terminology.

Finish Codes and Descriptions

Code		Description
605	(US 3)	Bright Brass
606	(US 4)	Satin Brass
609	(US 5)	Antique Brass
612	(US 10)	Satin Bronze
613	(US 10B)	Oil Rubbed Bronze
619	(US 15)	Satin Nickel
622	(US 19)	Matte Black
625	(US 26)	Bright Chromium Plated
626	(US 26D)	Satin Chromium Plated
629	(US 32)	Bright Stainless Steel
630	(US 32D)	Satin Stainless Steel
643e	(US11)	Aged Bronze

Standard Features*

Certification	BHMA certified to ANSI A156.5, 2001, Grade 1 Operational
Key Patents	Primus XP keys are protected against unauthorized duplication by U S utility patents 7 159 424 Everest and Everest Primus XP keys are protected by U S design patents 428,324 and 426,452. Everest 29 and Everest 29 Primus XP keys are protected by U S patent US 7,665,337
Standard Cylinder	Solid Brass 6 pin plugs and shells. Mortise and Rim cylinders utilize a two piece Stainless Steel sintered housing secured by 2 Torx® screws. Standard keyway is Everest 29 S123, furnished Keyed Different (KD) with two 6 pin nickel silver keys (except F series knobs and levers). Mortise cylinder standard lengths are 1 1/8" for conventional cylinders, 1 1/2" for large format interchangeable core and 1 3/8" for small format interchangeable core.
SFIC	Everest 29 R and Everest B combinated cores includes 2 change keys. Small format cores are available either uncombinated or combinated. Control keys must be ordered separately.
FSIC	Full size standard pinned cores are furnished 1-bitted. Primus cores are furnished 0-bitted. Primus
Primus	XP cylinders are furnished MK, KA, KD, or Less Key Blank (LKB). See **Terms & Conditions: Primus Sales Policy** for additional details.

Conventional standard pinned cylinders: Available 0-Bitted. 1-Bitted is not available and if specified, 0-bitted will be furnished.
Standard pinned FSIC cylinders: Furnished 1-bitted. 0-Bitted is not available and if specified, 1-bitted will be furnished.
Primus cylinders: Furnished 0-bitted. 1-Bitted is not available and if specified, 0-bitted is furnished.

Reduce Cylinder Inventory

Multiple tailpiece cylinders allow high inventory flexibility with low investment. Included with each cylinder are tailpieces to suit these locks:

- A-Series (all designs)
- AL-Series
- D-Series Knobs
- H-Series Knobs (all designs)
- ND-Series Levers

Cylinders are furnished 0-bitted. Standard pinned cylinders are furnished with two (2) blank keys. Not available in Faculty Restroom (hotel) function.

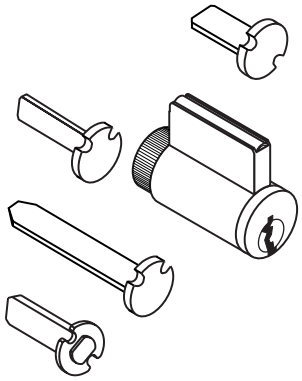

Multiple Tailpiece Key-in-Knob/Lever Cylinders

Keyway	Contents	Part Number	Price Each	
			Open	Restricted
All Keyways Everest, Everest 29 and Classic Families	(1) Pre-assembled cylinder 0-bitted, less tailpiece (1) A301-338 tailpiece, A & H-Series Orbit (1) A700-031 tailpiece, A, AL, H-Series (except Orbit) (1) C603-524 tailpiece, D-Series Knobs (1) N523-022 tailpiece, ND-Series Levers (yellow) (2) C503-115 cap pin springs (2) C503-116 cap pins (2) Key Blanks 35-009 (Everest C) OR 35-002 (Everest D) OR 35-270 (Everest 29 S) OR 35-268 (Everest 29 T)	40-100	**64.00**	**81.50**
Primus / Primus XP All Keyways (Classic, Everest and Everest 29)	(1) Pre-assembled cylinder 0-bitted, less tailpiece, LESS keys (1) A301-338 tailpiece, A & H-Series Orbit (1) A700-031 tailpiece, AL-Series (1) C603-524 tailpiece, D-Series Knobs (1) N523-022 tailpiece, ND-Series Levers (yellow) (2) C503-115 cap pin springs (2) C503-116 cap pins ****Primus Keys must be ordered separately****	40-700* / 40-700-XP Controlled Access	**142.00**	**142.00**
		40-500* / 40-500-XP UL437 Listed	**174.00**	**174.00**
Order Examples:	40-100 626 S123			
	40-700-XP 606 S123 (must specify Primus account information and provide necessary Primus documents)			

**Primus key blanks must be ordered separately.*

Key Large Jobs Faster!

Bulk Packs are kits that contain all of the components needed to build 10 cylinders. For added convenience the shells are pre-loaded with pins and springs and slid onto a follower. Cams and tailpieces are sold separately in economical 10-packs to maximize flexibility. **Keys and Primus components are also sold separately.** The unit price of the unassembled cylinder is up to 15% less than buying it completely assembled. In addition to this savings, labor time is reduced since cylinders don't have to be taken apart before being pinned in the field. Not available in Faculty Restroom (hotel) functions. Must specify finish color, length and keyway.

09-764*
Everest Primus and Everest 29 Primus Bulk Pack

(Includes 10 of each item shown)

10-Piece Bulk Pack Key-in-Knob/Lever Cylinders

Contents (10 each)	Cylinder Mechanism	Keyway Type	Bulk Pack Number	Price Each Pack Open	Price Each Pack Restricted
Loaded shells, Plugs, Caps, Cap pins, Cap pin springs, Check pins (Everest and Everest 29 standard pinned only), Check pin springs	Standard	Classic	09-409	**$503.00**	**$678.00**
		Everest and Everest 29 Family	09-751	**503.00**	**675.00**
	Primus/Primus XP	Everest and Everest 29	09-764	**995.00**	
	Primus/Primus XP	Classic	09-833	**995.00**	

10-Piece Bulk Pack Mortise Cylinders

Contents (10 each)	Cylinder Mechanism	Keyway Type	Bulk Pack Number	Price Each Pack Open	Price Each Pack Restricted
Loaded shells, Plugs, Cam Screws, Check pins (Everest and Everest 29 standard pinned only), Check pin springs	Standard	Classic	09-412	**$593.00**	**$768.00**
		Everest and Everest 29 Family	09-754	**593.00**	**768.00**
See next page for cams, collars sold separately. Available in 1 1/8" and 1 1/4" only.	Primus/Primus XP	Everest and Everest 29	09-767	**1,023.00**	
	Primus/Primus XP	Classic	09-835	**1,023.00**	

10-Piece Bulk Pack Rim Cylinders

Contents (10 each)	Cylinder Mechanism	Keyway Type	Bulk Pack Number	Price Each Pack Open	Price Each Pack Restricted
Loaded shells, Plugs, Caps, Cap Pins, Collars, Tailpieces, Drivers, Cap pin springs, Screws & back plate packs, Check pins (Everest and Everest 29 standard pinned only), Check pin springs	Standard	Classic	09-410	**$689.00**	**$864.00**
		Everest and Everest 29 Family	09-752	**689.00**	**864.00**
	Primus/Primus XP	Everest and Everest 29	09-765	**1,128.00**	
	Primus/Primus XP	Classic	09-834	**1,128.00**	

10-Piece Bulk Pack Interchangeable Cores

Contents (10 each)	Cylinder Mechanism	Keyway Type	Bulk Pack Number	Price Each Pack Open	Price Each Pack Restricted
Loaded shells, Plugs, Caps, Cap pins & springs, Actuating rings, Actuating pins, Control pins, Check pins (Everest and Everest 29 standard pinned only), Check pin springs	Standard	Classic	09-411	**$608.00**	**$783.00**
		Everest and Everest 29 Family	09-753	**608.00**	**783.00**
	Primus/Primus XP	Everest and Everest 29	09-766	**1,040.00**	
	Primus/Primus XP	Classic	09-836	**1,040.00**	

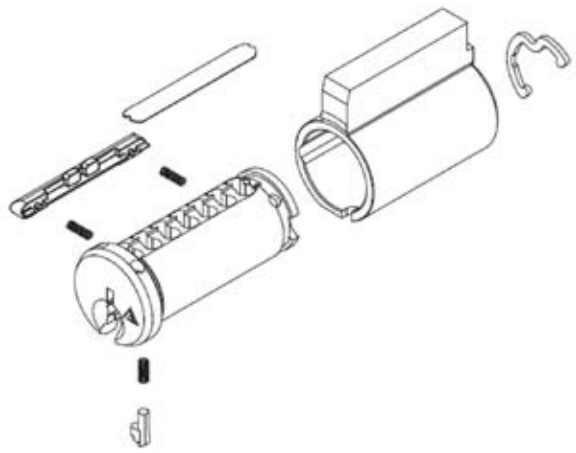

Unassembled Multiple Tailpiece Key-in-Lever SL Cylinders

Keyway	Contents	Part Number	Price Each Restricted
Everest B and Everest 29 R Families of keyways	"(1) 33-213 Plug (1) A508-660 Body (1) C604-471 Retaining Clip (1) 90-210 Locking Sidebar for SL (2) C604-472 SL Sidebar Springs (1) 34-950 R/B Everest Check Pin (1) C504-116 R/B Everest Check Pin Spring (1) 90-212 SL Plug cover (1) 90-211 End Cap for SL Cylinders (1) 90-002 SL End Cap Pin (1) C603-952 SL End Cap Spring (1) A301-338 tailpiece, A & H-Series Orbit (1) A700-031 tailpiece, A, AL, H-Series (except Orbit) (1) C603-524 tailpiece, D-Series Knobs (1) N523-022 tailpiece, ND-Series Levers (yellow) ***Cylinder Is Shipped Unassembled In The Box*** ****Does Not Include L Pins, L Pin Springs Or Key Blanks****"	91-200	**$54.00**
Primus XP Everest B and Everest 29 R Families of keyways	"(1) Plug for SL Primus XP (1) A508-661 SL Primus XP Body (1) C604-471 Retaining Clip (1) 90-210 Locking Sidebar for SL (2) C604-472 SL Sidebar Springs (1) C603-950 Primus Sidebar (2) C603-952 Primus Side Bar Springs (1) 90-212 SL Plug cover (1) 90-211 End Cap for SL Cylinders (1) 90-002 SL End Cap Pin (1) C603-952 SL End Cap Spring (1) A301-338 tailpiece, A & H-Series Orbit (1) A700-031 tailpiece, A, AL, H-Series (except Orbit) (1) C603-524 tailpiece, D-Series Knobs (1) N523-022 tailpiece, ND-Series Levers (yellow) ***Cylinder Is Shipped Unassembled In The Box*** ****Does Not Include L Pins, L Pin Springs, Primus Finger Pins, Primus Finger Pin Springs Or Key Blanks****"	91-700 Controlled Access	**98.00**
		91-500 UL 437 Listed	**132.00**

10-Piece Bulk Packs for Unassembled Everest and Everest 29 SL Cylinders

Cylinder Type	Contents	Cylinder Mechanism	Keyway	Bulk Pack Number	Price Each Pack Restricted
Key-inLever	(10) 33-213 Plug (10) A508-660 Body (10) C604-471 Retaining Clip (10) 90-210 Locking Sidebar for SL (20) C604-472 SL Sidebar Springs (10) 34-950 R/B Everest Check Pin (10) C504-116 R/B Everest Check Pin Spring (10) 90-212 SL Plug cover (10) 90-211 End Cap for SL Cylinders (10) 90-002 SL End Cap Pin (10) C603-952 SL End Cap Spring ***Cylinder Is Shipped Unassembled In The Box*** ****Does Not Include L Pins, L Pin Springs Or Key Blanks****	SL Cylinder	Everest B or Everest R Keyway Families	91-451	**$527.00**
	(10) Plug for SL Primus XP (10) A508-661 SL Primus XP Body (10) C604-471 Retaining Clip (10) 90-210 Locking Sidebar for SL (20) C604-472 SL Sidebar Springs (10) C603-950 Primus Sidebar (20) C603-952 Primus Side Bar Springs (10) 90-212 SL Plug cover (10) 90-211 End Cap for SL Cylinders (10) 90-002 SL End Cap Pin (10) C603-952 SL End Cap Spring ***Cylinder is shipped unassembled in the box*** ****Does not include L pins, L pin springs, Primus finger pins, Primus finger pin springs or key blanks****	SL Primus XP	Everest B or Everest R Keyway Families	91-551	**971.00**
Mortise	(10) 33-213 Plug (10) A508-660 Body (10) C604-471 Retaining Clip (10) 90-210 Locking Sidebar for SL (20) C604-472 SL Sidebar Springs (10) 34-950 R/B Everest Check Pin (10) C504-116 R/B Everest Check Pin Spring (10) 90-212 SL Plug cover (10) Front and Back Mortise Housings with Screws (Specify Finish and Length) (10) 90-002 SL End Cap Pin (10) C603-952 SL End Cap Spring ***Cylinder is shipped unassembled in the box. See SL cams table for available cams. Cams and collars sold seperately*** ****Does not include L pins, L pin springs or key blanks****	SL Cylinder	Everest B or Everest R Keyway Families	91-452	**617.00**
	(10) Plug for SL Primus XP (10) A508-661 SL Primus XP Body (10) C604-471 Retaining Clip (10) 90-210 Locking Sidebar for SL (20) C604-472 SL Sidebar Springs (10) C603-950 Primus Sidebar (20) C603-952 Primus Side Bar Springs (10) 90-212 SL Plug cover (10) Front and Back Mortise Housings with Screws (Specify Finish and Length) (10) 90-002 SL End Cap Pin (10) C603-952 SL End Cap Spring ***Cylinder is shipped unassembled in the box. See SL cams table for available cams. Cams and collars sold seperately*** ****Does not include L pins, L pin springs, Primus finger pins, Primus finger pin springs or key blanks****	SL Primus XP	Everest B or Everest R Keyway Families	91-552	**1,067.00**
Rim	(10) 33-213 Plug (10) A508-660 Body (10) C604-471 Retaining Clip (10) 90-210 Locking Sidebar for SL (20) C604-472 SL Sidebar Springs (10) 34-950 R/B Everest Check Pin (10) C504-116 R/B Everest Check Pin Spring (10) 90-212 SL Plug cover (10) Front and Back Rim Housings with Screws (Specify Finish) (10) Rim Cylinder Driver and Tailpiece (10) 90-211 End Cap for SL Cylinders (10) 90-002 SL End Cap Pin (10) C603-952 SL End Cap Spring ***Cylinder is shipped unassembled in the box*** ****Does not include L pins, L pin springs or key blanks****	SL Cylinder	Everest B or Everest R Keyway Families	91-453	**659.00**
	(10) Plug for SL Primus XP (10) A508-661 SL Primus XP Body (10) C604-471 Retaining Clip (10) 90-210 Locking Sidebar for SL (20) C604-472 SL Sidebar Springs (10) C603-950 Primus Sidebar (20) C603-952 Primus Side Bar Springs (10) 90-212 SL Plug cover (10) Front and Back Rim Housings with Screws (Specify Finish) (10) Rim Cylinder Driver and Tailpiece (10) 90-211 End Cap for SL Cylinders (10) 90-002 SL End Cap Pin (10) C603-952 SL End Cap Spring ***Cylinder is shipped unassembled in the box*** ****Does not include L pins, L pin springs, Primus finger pins, Primus finger pin springs or key blanks****	SL Primus XP	Everest B or Everest R Keyway Families	91-553	**1,103.00**

Bulk Pack Modular & SL Cylinder Cams and Collars

Keyway Type	Type	Contents (10 each)	Bulk Pack Part Number	Price Each Pack
All (Classic / Everest C, D, Everest 29 S, T & Primus, etc)	Straight Cam - Modular cylinders length (1-1/8; 1-3/8; 1-5/8)	L583-476	09-195	**$31.00**
	Straight Cam - Modular cylinders length (1-1/4; 1-1/2; 1-3/4)	L583-477	09-196	**31.00**
	L-Series Cam - Modular cylinders length (1-1/8; 1-3/8; 1-5/8)	L583-474	09-197	**31.00**
	L-Series Cam - Modular cylinders length (1-1/4; 1-1/2; 1-3/4)	L583-475	09-198	**31.00**
	Adam's Rite Kit - Modular cylinders length (1-1/8; 1-3/8; 1-5/8)	L583-446 36-079-037 B220-050	09-199*	**155.00**
	Adam's Rite Kit - Modular cylinders length (1-1/4; 1-1/2; 1-3/4)	L583-447 36-079-037 B220-050	09-200*	**155.00**
Everest SL Cylinders using Everest B and Everest 29R Keyways	Straight Cam - Twist and Lock Design for 1-1/8"	L583-802	91-194	**48.00**
	Straight Cam - Twist and Lock Design for 1-1/4"	L583-803	91-195	**48.00**
	L Series Cam - Twist and Lock Design for 1-1/8"	L583-800	91-196	**48.00**
	L Series Cam - Twist and Lock Design for 1-1/4"	L583-801	91-197	**48.00**
	Adams Rite Cam - Twist and Lock Design for 1-1/8"	L583-773 36-079-037 B220-050	91-198	**171.00**
	Adams Rite Cam - Twist and Lock Design for 1-1/4"	L583-774 36-079-037 B220-050	91-199	**171.00**

* Specify finish 605, 606, 612, 613, 625 or 626.

10-Piece Tailpiece Packs for Bulk Pack Cylinders (Classic, Everest, Everest 29 & Primus)

Cylinder Mechanism	Description	Contents (10 each)	Bulk Pack Part Number	Price Each Pack
All Modular Cylinders (Classic, Everest & Primus)	A-Series (except Orbit)	A301-337 with C603-098 security disc	09-756	**$65.00**
	A-Series Orbit (except A73)	A301-338	09-757	
	AL-Series	A700-031	09-416	**13.40**
	D-Series Levers	C604-243	09-418	
	D-Series Knob	C603-524	09-417	
	ND-Series Levers	N523-022 (yellow)	09-019	

Primus Cylinders-Sub-Assembled

Part Number		Type	Price Each
20-200	Primus Classic, Everest or Everest 29 (Specify Keyway)	Primus classic Key in Lever sub-assembled multiple tailpiece (A & H series Orbit A301-338, AL-Series A700-031, D-Series Levers and knobs C604-243, ND Series N523-022). *	**$98.00**
20-201		Primus Classic Mortise Cylinder (specify 1-1/4" or 1-1/8") sub assembled multiple cams – Schlage (L583-474 or L583-475), AR (L583-476 or L583-477) and Straight (L583-446 or L583-447).*	**113.00**
20-202		Primus Classic Rim Cylinder sub-assembled. *	**116.00**
20-203		Primus Classic FSIC sub-assembled.	**104.00**
20-204		Primus Everest and Primus Everest 29 Key in Lever sub-assembled multiple tailpiece. (A & H-Series Orbit A301-338, AL-Series A700-031, D-Series Levers and knobs C604-243, ND-Series N523-022). *	**98.00**
20-205		Primus Everest and Primus Everest 29 Mortise Cylinder (1-1/4" or 1-1 /8") sub-assembled multiple cams-Schlage (L583-474 or L583-475), AR (L583-476 or L583-477) and Straight (L583-446 or L583-447).	**113.00**
20-206		Primus Everest and Primus Everest 29 Rim Cylinder sub-assembled. *	**116.00**
20-207		Primus Everest and Primus Everest 29 FSIC sub-assembled. *	**104.00**
20-208	Primus Classic, Everest or Everest 29 UL437 (Specify Keyway)	Primus Classic UL437 Key in Lever sub-assembled multiple tailpiece. (A & H -Series Orbit A301-338, AL-Series A700-031, D-Series Levers and knobs C604-243, ND-Series N523-022). *	**124.00**
20-209		Primus Classic UL437 Mortise Cylinder (specify 1-1/4" or 1-1/8") sub assembled. Multiple cams – Schlage (L583-474 or L583-475), AR (L583-476 or L583-477) and Straight (L583-446 or L583-447).*	**138.00**
20-210		Primus Classic UL 437 Rim Cylinder sub-assembled. *	**142.00**
20-211		Primus Everest and Primus Everest 29 UL 437 Key in Lever sub-assembled. Multiple tailpiece (A & H-Series Orbit A301-338, AL-Series A700-031, D-Series Levers and knobs C604-243, ND-Series N523-022). *	**124.00**
20-212		Primus Everest and Primus Everest 29 UL437 Mortise Cylinder (specify 1-1/4" or 1-1/8") sub assembled. Multiple cams – Schlage (L583-474 or L583-475), AR (L583-476 or L583-477) and Straight (L583-446 or L583-447).*	**138.00**
20-213		Primus Everest and Primus Everest 29 UL 437 Rim Cylinder sub-assembled. *	**142.00**

* *Please order separately: Keys, plug pins, Primus finger pins and finger pins springs, side bar and side bar springs.*

Primus Competitor Cylinders-Sub-Assembled

Part Number		Type	Price Each
20-221	Primus Classic, Everest or Everest 29 (Specify Keyway)	Primus, sub-assembly, key-in-lever cylinder for Corbin Russwin CL3300 C	**$104.00**
20-219		Primus, sub-assembly, key-in-lever cylinder for Corbin Russwin CL3400, CL3600	
20-218		Primus, sub-assembly, key-in-knob cylinder for Corbin Russwin CK4200	
20-214		Primus, sub-assembly, key-in-lever cylinder for Sargent 7, 8, 10 Line Levers	
20-215		Primus, sub-assembly, key-in-knob cylinder for Sargent 7, 8, 9 Line Knobs	
20-216		Primus, sub-assembly, key-in-knob cylinder for Sargent 6 Line Except B Knob	
20-220		Primus, sub-assembly, key-in-lever for Yale 5300LN, 5400LN Levers	
20-217		Primus, sub-assembly, key-in-knob Yale 5300, 5400, 6200 Knobs	
20-222	Primus Classic, Everest or Everest 29 UL437 (Specify Keyway)	Primus, sub-assembly, key-in-lever cylinder for Sargent 7, 8, 10 Line Levers	**142.00**
20-223		Primus, sub-assembly, key-in-knob cylinder for Sargent 7, 8, 9 Line Knobs	
20-224		Primus, sub-assembly, key-in-knob cylinder for Sargent 6 Line Except B Knob	
20-225		Primus, sub-assembly, key-in-knob Yale 5300, 5400, 6200 Knobs	
20-228		Primus, sub-assembly, key-in-lever for Yale 5300LN, 5400LN Levers	
20-226		Primus, sub-assembly, key-in-knob cylinder for Corbin Russwin CK4200	
20-227		Primus, sub-assembly, key-in-lever cylinder for Corbin RusswinCL3400, CL3600	
20-229		Primus, sub-assembly, key-in-lever cylinder for Corbin Russwin CL3300	

Knobs Horizontal Tailpiece

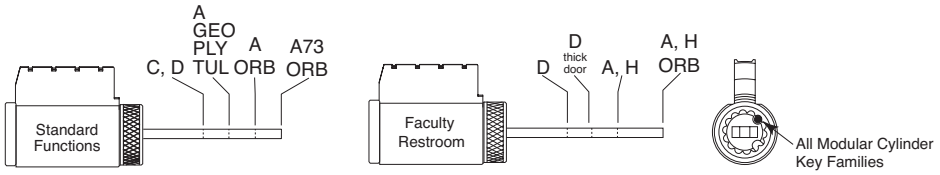

Levers Vertical Tailpiece

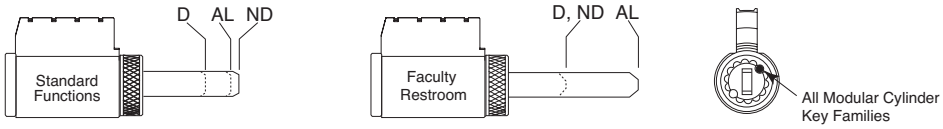

A & H-Series Knob Cylinder Reference Table

Function	Design	Cylinder Mechanism	Complete Cylinder	Price Each: Open	Price Each: Restricted	Keyway Type	Plug (See CYL-53)	Shell (See CYL-55)	Tailpiece (See CYL-14)
Standard Functions	Except Orbit	Standard	21-002	$64.00	$81.50	Classic	33-137	A508-653	A301-337
							33-138		
		Everest SL (B/R keyways only)	91-004		81.50	Everest B & Everest 29 R	33-213	A508-660	
		Primus	20-724	141.00		Classic	33-136	A508-655	
		Primus-XP	20-724-XP			Everest & Everest 29	33-119		
		Everest SL Primus XP (B/R keyways only)	91-704-XP		141.00	Everest B & Everest 29 R	33-214	A508-661	
		Primus UL437	20-524	174.00		Classic	33-154	A508-655	
		Primus UL437-XP	20-524-XP			Everest & Everest 29	33-221		
	Orbit Except A73 Function	Standard	21-002-122	64.00	81.50	Classic	33-137	A508-653	A301-338
						Everest & Everest 29	33-138		
		Everest SL (B/R keyways only)	91-005		81.50	Everest B & Everest 29 R	33-213	A508-660	
		Primus	20-724-122	141.00		Classic	33-136	A508-655	
		Primus-XP	20-724-122-XP			Everest & Everest 29	33-119		
		Everest SL Primus XP (B/R keyways only)	91-705-XP		141.00	Everest B & Everest 29 R	33-214	A508-661	
		Primus UL437	20-524-122	174.00		Classic	33-154	A508-655	
		Primus UL437-XP	20-524-122-XP			Everest & Everest 29	33-221		
	A73 Orbit	Standard	Complete cylinder discontinued but may be assembled in the field.	-		Classic	33-137	A508-653	A301-339
		Primus				Everest & Everest 29	33-138		
		Primus-XP				Classic	33-136	A508-655	
		Primus UL437				Everest & Everest 29	33-119		
		Primus UL437-XP				Everest & Everest 29	33-221		
A85, H185 Faculty Restroom	Except Orbit	Standard	21-003	95.00	112.50	Classic	33-216	A508-653	A501-991 & C503-767
						Everest & Everest 29	33-235		
	Orbit		21-003-168	95.00	112.50	Classic	33-216		A501-693
						Everest & Everest 29	33-235		

AD-Series Cylinder Reference Table

Function	Design	Cylinder Mechanism	Complete Cylinder	Price Each Open	Price Each Restricted	Keyway Type	Plug (See CYL-53)	Shell (See CYL-55)	Tailpiece (See CYL-14)
All Cylindrical Exit (993R, 993S, 993M) with ATH, 8AT design only	All	Standard	23-013	**$64.00**	**$81.50**	Classic	33-137	A508-653	C604-243
						Everest & Everest 29	33-138		
		Everest SL (B/R keyways only)	91-017		**81.50**	Everest B and Everest 29 R	33-213	A508-660	
		Primus	20-750	**141.00**		Classic	33-136	A508-655	
						Everest & Everest 29	33-134		
		Primus XP	20-750-XP	**141.00**		Classic	33-136		
						Everest & Everest 29	33-134		
		Everest SL Primus XP (B/R keyways only)	91-715-XP		**141.00**	Everest B and Everest 29 R	33-214	A508-661	
		Primus UL437	20-550	**174.00**		Classic	33-154	A508-655	
						Everest & Everest 29	33-221		
		Primus UL437 XP	20-550-XP	**174.00**		Classic	33-154		
						Everest & Everest 29	33-221		
MS, MD	All	Standard	23-118	**64.00**	**81.50**	Classic	33-137	A508-653	23538085
						Everest & Everest 29	33-138		
		Everest SL (B/R keyways only)	91-019		**81.50**	Everest B and Everest 29 R	33-213	A508-660	
		Primus	20-854	**141.00**		Classic	33-136	A508-655	
						Everest & Everest 29	33-134		
		Primus XP	20-854-XP	**141.00**		Classic	33-136		
						Everest & Everest 29	33-134		
		Everest SL Primus XP (B/R keyways only)	91-721-XP		**141.00**	Everest B and Everest 29 R	33-214	A508-661	
		Primus UL437	20-554	**174.00**		Classic	33-154	A508-655	
						Everest & Everest 29	33-221		
		Primus UL437 XP	20-554-XP	**174.00**		Classic	33-154		
						Everest & Everest 29	33-221		
993R 993S 993M	Except ATH, 8AT	Standard	23-118	**64.00**	**81.50**	Classic	33-137	A508-653	23538085
						Everest & Everest 29	33-138		
		Everest SL (B/R keyways only)	91-019		**81.50**	Everest B and Everest 29 R	33-213	A508-660	
		Primus	20-854	**141.00**		Classic	33-136	A508-655	
						Everest & Everest 29	33-134		
		Primus XP	20-854-XP	**141.00**		Classic	33-136		
						Everest & Everest 29	33-134		
		Everest SL Primus XP (B/R keyways only)	91-721-XP		**141.00**	Everest B and Everest 29 R	33-214	A508-661	
		Primus UL437	20-554	**174.00**		Classic	33-154	A508-655	
						Everest & Everest 29	33-221		
		Primus UL437 XP	20-554-XP	**174.00**		Classic	33-154		
						Everest & Everest 29	33-221		

AL-Series Cylinder Reference Table

Function	Design	Cylinder Mechanism	Complete Cylinder	Price Each Open	Price Each Restricted	Keyway Type	Plug (See CYL-53)	Shell (See CYL-55)	Tailpiece (See CYL-14)
Standard Functions	All	Standard	21-020	$64.00	$81.50	Classic	33-137	A508-653	A700-031
						Everest & Everest 29	33-138		
		Everest SL (B/R keyways only)	91-006		81.50	Everest B & Everest 29 R	33-213	A508-660	
		Primus	20-728	141.00		Classic	33-136	A508-655	A700-031
		Primus-XP	20-728-XP			Everest & Everest 29	33-119		
		Everest SL Primus XP (B/R keyways only)	91-706-XP		141.00	Everest B & Everest 29 R	33-214	A508-661	
		Primus UL437	20-528	174.00		Classic	33-154	A508-655	
		Primus UL437-XP	20-528-XP			Everest & Everest 29	33-221		
AL85 Faculty Restroom		Standard	21-021	95.00	112.50	Classic	33-216	A508-653	A700-023
						Everest & Everest 29	33-235		

D-Series Knob Cylinder Reference Table

Function	Door Thickness	Cylinder Mechanism	Complete Cylinder	Price Each Open	Price Each Restricted	Keyway Type	Plug (See CYL-53)	Shell (See CYL-55)	Tailpiece (See CYL-14)
Standard Functions	Standard	Standard	23-001	$64.00	$81.50	Classic	33-137	A508-653	C603-524
						Everest & Everest 29	33-138		
		Everest SL (B/R keyways only)	91-016		81.50	Everest B & Everest 29 R	33-213	A508-660	
		Primus	20-748	141.00		Classic	33-136	A508-655	
		Primus-XP	20-748-XP			Everest & Everest 29	33-119		
		Everest SL Primus XP (B/R keyways only)	91-714-XP		141.00	Everest B & Everest 29 R	33-214	A508-661	
		Primus UL437	20-548	174.00		Classic	33-154	A508-655	
		Primus XP UL437	20-548-XP			Everest & Everest 29	33-221		
	2" - 2 1/2"	Standard	21-002	64.00	81.50	Classic	33-137	A508-653	A301-337
						Everest & Everest 29	33-138		
		Everest SL (B/R keyways only)	91-004		81.50	Everest B & Everest 29 R	33-213	A508-660	
		Primus	20-724	141.00		Classic	33-136	A508-655	
		Primus-XP	20-724-XP			Everest & Everest 29	33-119		
		Everest SL Primus XP (B/R keyways only)	91-704-XP		141.00	Everest B & Everest 29 R	33-214	A508-661	
		Primus UL437	20-524	174.00		Classic	33-154	A508-655	
		Primus XP UL437	20-524-XP			Everest & Everest 29	33-221		
D85 Faculty Restroom	Standard	Standard	23-003	95.00	112.50	Classic	33-216	A508-653	C604-106 w/ C503-767
						Everest & Everest 29	33-235		
	2" - 2 1/2"	Standard	23-003-098	95.00	112.50	Classic	33-216		
						Everest & Everest 29	33-235		

D-Series Lever Cylinder Reference Table

Function	Door Thickness	Cylinder Mechanism	Complete Cylinder	Price Each Open	Price Each Restricted	Keyway Type	Plug (See CYL-53)	Shell (See CYL-55)	Tailpiece (See CYL-14)
Standard Functions	Standard	Standard	23-013	$64.00	$81.50	Classic	33-137	A508-653	C604-243
						Everest & Everest 29	33-138		
		Everest SL (B/R keyways only)	91-017		81.50	Everest B & Everest 29 R	33-213	A508-660	
		Primus	20-750	141.00		Classic	33-136	A508-655	
		Primus-XP	20-750-XP			Everest & Everest 29	33-119		
		Everest SL Primus XP (B/R keyways only)	91-715-XP		141.00	Everest B & Everest 29 R	33-214	A508-661	
		Primus UL437	20-550	174.00		Classic	33-154	A508-655	
		Primus UL437-XP	20-550-XP			Everest & Everest 29	33-221		
D85 Faculty Restroom		Standard	23-014	95.00	112.50	Classic	33-216	A508-653	C604-348 w/ C503-767
						Everest & Everest 29	33-235		

ND-Series Lever Cylinder Reference Table

Function	Door Thickness	Cylinder Mechanism	Complete Cylinder	Price Each Open	Price Each Restricted	Keyway Type	Plug (See CYL-53)	Shell (See CYL-55)	Tailpiece (See CYL-14)
Standard Functions	Standard	Standard	23-065	$64.00	$81.50	Classic	33-137	A508-653	N523-022
						Everest & Everest 29	33-138		
		Everest SL (B/R keyways only)	91-018		81.50	Everest B & Everest 29 R	33-213	A508-660	
		Primus	20-765	141.00		Classic	33-136	A508-655	
		Primus-XP	20-765-XP			Everest & Everest 29	33-119		
		Everest SL Primus XP (B/R keyways only)	91-718-XP		141.00	Everest B & Everest 29 R	33-214	A508-661	
		Primus UL437	20-565	174.00		Classic	33-154	A508-655	
		Primus UL437-XP	20-565-XP			Everest & Everest 29	33-221		
ND85 Faculty Restroom		Standard	23-000	95.00	112.50	Classic	33-216	A508-653	N523-123 w/ C503-767
						Everest & Everest 29	33-235		

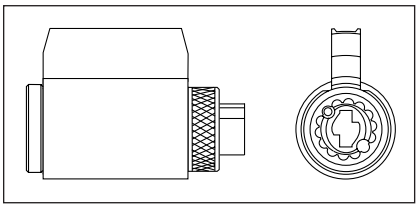

S, S200 (Lever Only) Cylinder Reference Table

Cylinder Mechanism	Design	Complete Cylinder	Price Each		Keyway Type	Plug (See CYL-53)	Shell (See CYL-55)	Tailpiece (See CYL-14)	Sleeve
			Open	Restricted					
Standard	Keyed Levers	21-059	$64.00	$81.50	Classic	33-137	A508-653	S605-231	S605-192
					Everest & Everest 29	33-138			
Everest SL (B/R keyways only)		91-007		81.50	Everest B & Everest 29 R	33-213	A508-660		
Primus		20-752	141.00		Classic	33-136	A508-655		
Primus-XP		20-752-XP			Everest & Everest 29	33-119			
Everest SL Primus XP (B/R keyways only)		91-772-XP		141.00	Everest B & Everest 29 R	33-214	A508-661		
Primus UL437		20-552	174.00		Classic	33-154	A508-655		
Primus UL437-XP		20-552-XP			Everest & Everest 29	33-221			

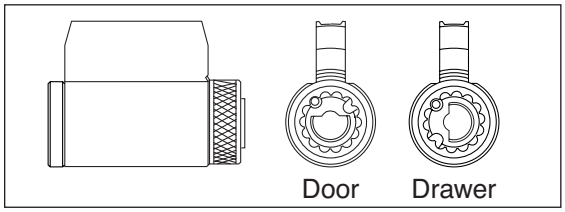

CL-Series Cabinet Lock Cylinder Reference Table

Application	Cylinder Mechanism	Complete Cylinder	Price Each Open	Price Each Restricted	Keyway Type	Plug (See CYL-53)	Shell (See CYL-55)	Actuator (See CYL-15)
Door	Standard	20-172	**$64.00**	**$81.50**	Classic	33-137	A508-653	CL10-360
					Everest & Everest 29	33-138		
	Everest SL (B/R keyways only)	91-001		**81.50**	Everest B & Everest 29 R	33-213	A508-660	
	Primus	20-772	**141.00**		Classic	33-136	A508-655	
	Primus XP	20-772-XP			Everest & Everest 29	33-119		
	Everest SL Primus XP (B/R keyways only)	91-719-XP		**141.00**	Everest B & Everest 29 R	33-214	A508-661	
	Primus UL437	20-572	**174.00**		Classic	33-154	A508-655	
	Primus XP UL437	20-572-XP			Everest & Everest 29	33-221		
Drawer	Standard	20-174	**64.00**	**81.50**	Classic	33-137	A508-653	
					Everest & Everest 29	33-138		
	Everest SL (B/R keyways only)	91-002		**81.50**	Everest B & Everest 29 R	33-213	A508-660	
	Primus	20-774	**141.00**		Classic	33-136	A508-655	
	Primus XP	20-774-XP			Everest & Everest 29	33-119		
	Everest SL Primus XP (B/R keyways only)	91-720-XP		**141.00**	Everest B & Everest 29 R	**33-214**	**A508-661**	
	Primus UL437	20-574	**174.00**		Classic	33-154	A508-655	
	Primus XP UL437	20-574-XP			Everest & Everest 29	33-221		

KS-Series Padlocks

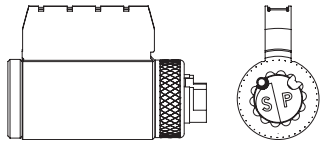

KC-Series Cables

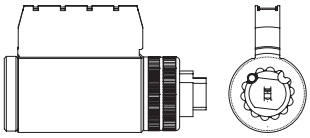

Portable Security Cylinders

Application	Cylinder Mechanism	Complete Cylinder	Price Each Open	Price Each Restricted	Keyway Type	Plug (See CYL-53)	Shell (See CYL-55)	Actuator (See CYL-15)
KS-Series	Standard	47-413	**$64.00**	**$81.50**	Classic	33-137	A508-653	KZ32DA0
					Everest & Everest 29	33-138		
	Primus®	47-743	**141.00**		Classic	33-136	A508-655	
	Primus XP	47-743-XP			Everest & Everest 29	33-119		
	Primus UL437	47-542	**174.00**		Classic	33-154		
	Primus XP UL437	47-542-XP			Everest & Everest 29	33-221		
KC-Series	Standard	47-414	**64.00**	**81.50**	Classic	33-137	A508-653	KZ34DA0
					Everest & Everest 29	33-138		
	Primus	47-744	**141.00**		Classic	33-136	A508-655	
	Primus XP	47-744-XP			Everest & Everest 29	33-119		
	Primus UL437	47-543	**174.00**		Classic	33-154		
	Primus XP UL437	47-543-XP			Everest & Everest 29	33-221		

For pins, springs, etc., see **CYL-50.**

Tailpieces and Actuators

Part Number	Lockset	Description	Price Each
A201-934	A73 Orbit	Classic conventional non modular cylinders	**$9.50**
A301-337	A, H	Modular cylinders all keyway families (Classic, Everest, Everest 29 & Primus) *A301-337 requires C503-767 driver.*	**9.50**
A301-338	A, H Orbit		**9.50**
A301-339	A73 Orbit		**9.50**
A501-693	A85, H185 Orbit	Faculty Restroom function. *Requires C503-767 driver.*	**10.00**
A501-991	A85, H185	Faculty Restroom function. *Requires C503-767 driver.*	
A508-606	A, H	Classic conventional non modular.	**3.20**
A508-614	Orbit	Classic conventional non modular.	**1.90**
A700-031	AL	All except hotel function.	**1.90**
A700-023	AL85	Faculty Restroom function for Modular Cylinder. *Requires C503-767 driver.*	**6.40**
C503-524	D	Knobs (Modular, Primus and Everest), Levers (Classic keyways prior to June 2010)	**1.90**
C604-243	D	Levers (Modular, Primus and Everest), Knobs (Classic keyways prior to June 2010)	**1.90**
C604-106	D85	Knobs, hotel function. *Requires C503-767 driver.*	**6.40**
C604-107	D85	Knobs, hotel function, thick door. *Requires C503-767 driver.*	**11.20**
C604-348	D85	Levers, hotel function. *Requires C503-767 driver.*	**6.60**
N523-022	ND	Modular cylinders all keyway families (Classic, Everest, Everest 29 & Primus).	**1.90**
N523-023	ND	Classic Conventional (silver) non modular.	**1.90**
N523-123	ND85	Faculty Restroom function. *Requires C503-767 driver.*	**6.10**
S605-228	S, S200	Classic Conventional non modular.	**2.90**
S605-231	S, S200	Modular cylinders all keyway families (Classic, Everest, Everest 29 & Primus).	**10.00**

Hotel Function Indicator Pins, Etc.

Part Number	Description	Price Each
C503-767	Driver for hotel tailpieces	**$2.10**
C603-195*	Obstruction pin, Classic	**1.60**
C604-144	Indicator pin spring, Classic (order in multiples of 100)	**0.28**
C604-362	Obstruction pin, Everest & Everest 29	**1.60**
C604-368	Indicator pin, Everest & Everest 29	**5.00**
C604-369	Indicator pin spring, Everest & Everest 29 (order in multiples of 100)	**0.58**
C604-371	Indicator pin, Classic (except Reverse sections)	**5.30**
C604-372	Indicator pin, Classic (Reverse sections)	**5.30**

**Not compatible with Quad keyway cylinders manufactured before 1999.*

AD Series Lock - Tailpieces

Part Number	Description	Keyway	Lever Style	Price Each
C603-524	All AD Cylindrical Locks - CY	Classic non modular	All	**$1.90**
	AD Exit -993R, 993S, 993M		ATH, 8AT	
C604-243	All AD Cylindrical Locks	Modular Cylinders all keyway families (Classic, Everest, Everest 29 & Primus)	All	**1.90**
	AD Exit - 993R, 993S, 993M		ATH, 8AT	
23538077	All AD Mortise locks - MS, MD	Classic non modular	All	**1.90**
	AD Exit - 993R, 993S, 993M		Except ATH, 8AT	
23538085	All AD Mortise locks - MS, MD	Modular Cylinders all keyway families (Classic, Everest, Everest 29 & Primus)	All	**1.90**
	AD Exit - 993R, 993S, 993M		Except ATH, 8AT	

For pins, springs, etc., see **CYL-50.**

Miscellaneous Parts

Part Number	Description	Price Each
CL10-301	CL-Series cylinder retaining screw	**$0.46**
CL10-360	CL-Series driver	**2.70**
CL10-361	CL-Series actuator, 7/8" to 1 1/8" door or drawer	**2.70**
CL10-362	CL-Series actuator, 1 3/8" door or drawer	**2.70**
F605-038	F Series plug retainer (order in multiples of 100)	**0.20**
KZ32BB0	KS Padlocks-Series cylinder housing screw (order in multiples of 30)	**1.20**
KZ32DA0	KS Padlocks-Series cylinder driver(order in multiples of 30)	**2.50**
KZ33DC0	KC Cable-Series driver mounting screw (order in multiples of 30)	**1.50**
KZ34CA0	KC Cable-Series cylinder cap (order in multiples of 30)	**2.20**
KZ34ED0	KC Cable-Series cylinder cap pin (order in multiples of 30)	**0.80**
KZ34DA0	KC Cable -Series driver (order in multiples of 30)	**2.70**
KZ38BA1**	KS Padlocks 20, 40, 70, 80, 90 and KC-Series cylinder housing (order in multiples of 20)	**8.80**
KZ38BA2**	KS Padlock10 and KC-Series cylinder housing (order in multiples of 20)	**8.80**
S605-192	S, S200 sleeve	**2.00**
S605-228	S, S200 driver	**2.90**
XA10-594*	Spacer for 5-pin cylinder in 6-pin A or H-Series knob	**11.00**

* *Extended factory lead time.*

** *KC-Series Cables accept both the KZ38BA1 and the KZ38BA2 cylinder housings.*

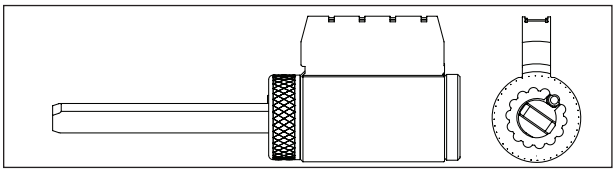

B500 Series Cylinders - Single Cylinder Deadbolts

Part Number	Description	Door Thickness	Price Each Open	Price Each Restricted
22-003	Standard	13/8" - 13/4"	$64.00	$81.50
91-009	Everest SL (R/B Keyways only)	13/8" - 13/4"		81.50
22-004	Standard	13/4" - 21/4"	64.00	81.50
91-010	Everest SL (R/B Keyways only)	13/4" - 21/4"		81.50
20-188	Primus	13/8" – 17/8"	141.00	
20-188-XP	Primus XP	13/8" – 17/8"		
91-702-XP	Everest SL Primus XP (R/B Keyways only)	13/8" - 17/8"		141.00
20-189	Primus	17/8" – 21/4"	141.00	
20-189-XP	Primus XP	17/8" – 21/4"		
91-703-XP	Everest SL Primus XP (R/B Keyways only)	17/8" - 21/4"		141.00
20-190	Primus UL	13/8" – 17/8"	174.00	
20-190-XP	Primus XP UL	13/8" – 17/8"		
20-191	Primus UL	17/8" – 21/4"	174.00	
20-191-XP	Primus XP UL	17/8" – 21/4"		

B500 Series Cylinders - Double Cylinder Deadbolts*

Part Number	Description	Door Thickness	Price Each Open	Price Each Restricted
22-645	Standard	13/8" - 13/4"	$64.00	$81.50
91-014	Everest SL (R/B Keyways only)	13/8" - 13/4"		81.50
22-646	Standard	13/4" - 21/4"	64.00	81.50
91-015	Everest SL (R/B Keyways only)	13/4" - 21/4"		81.50
20-745	Primus	13/8" – 17/8"	141.00	
20-745-XP	Primus XP	13/8" – 17/8"		
91-712-XP	Everest SL Primus XP (R/B Keyways only)	13/8" - 17/8"		141.00
20-746	Primus	17/8" – 21/4"	141.00	
20-746-XP	Primus XP	17/8" – 21/4"		
91-713-XP	Everest SL Primus XP (R/B Keyways only)	17/8" - 21/4"		141.00
20-545	Primus UL	13/8" – 17/8"	174.00	
20-545-XP	Primus XP UL	13/8" – 17/8"	174.00	
20-546	Primus UL	17/8" – 21/4"	174.00	
20-546-XP	Primus XP UL	17/8" – 21/4"		

* Part numbers for double sided cylinders represent one cylinder only.

B500 Series Cylinders - B561 One-Way Deadbolt

Part Number	Description	Door Thickness	Price Each Open	Price Each Restricted
22-069	Standard	13/8" - 21/4"	$64.00	$81.50
91-011	Everest SL (R/B Keyways only)	13/8" - 21/4"		81.50
20-071	Primus	13/8" - 21/4"	174.00	
20-071-XP	Primus XP	13/8" - 21/4"		
91-701-XP	Everest SL Primus XP (R/B Keyways only)	13/8" - 21/4"		
20-072	Primus UL	13/8" - 21/4"	174.00	
20-072-XP	Primus XP UL	13/8" - 21/4"		

B500 Series Cylinder Parts

Cylinder Mechanism	Complete Cylinder	Keyway Type	Plug	Shell
Standard	See single & double cylinder part numbers listed above	Classic	33-137	A508-653
		Everest & Everest 29	33-138	
Everest SL (B/R keyways only)		Everest 29 (R/B Keyways only)	33-213	A508-660
Primus/Primus XP		Classic	33-136	A508-655
		Everest & Everest 29	33-119	
Everest SL Primus XP (B/R keyways only)		Everest 29 (R/B Keyways only)	33-214	A508-661
Primus UL/Primus XP UL		Classic	33-154	A508-655
		Everest & Everest 29	33-221	

Tailpieces

Part Number	Description	Door Thickness	Price Each
Single Cylinder, B560P, B563P	B520-651	1 3/8" - 1 3/4"	$2.70
	B520-652	<1 3/4" - 2 1/4"	
Single Cylinder, B560GD, B560BD, B563GD, B563BD	B202-957	1 3/8" - 2 1/4"	
Single Cylinder, B560R, B563R	B600-041	1 3/8" - 2 1/4"	
Single Cylinder, B561	B520-667	1 3/8" - 2 1/4"	
Double Cylinder, B562P (Classic Non-Modular)	B600-045*	1 3/8" - 1 3/4"	
	B600-046*	<1 3/4" - 2 1/4"	
Double Cylinder, B562P (Everest/Primus, Classic Modular)	B600-085*	1 3/8" - 1 3/4"	
	B600-086*	<1 3/4" - 2 1/4"	
Double Cylinder, B562GD, B562BD	B202-580*	1 3/8" - 2"	
Double Cylinder, B562R	B600-040*	1 3/8" - 2 1/4"	
Keyless B580, B581	B600-041	1 3/8" - 2 1/4"	
Keyless B571	B520-653	1 3/8" - 2 1/4"	

* *Order two of each for double cylinder deadbolts.*

Miscellaneous Parts

Part Number	Description	Price Each
36-086*	Collar (Trim ring)	**$9.60**
B600-071	Washer	**0.82**
B300-108	Cylinder Retaining Screw	**1.40**
B520-541	Security insert for collar	**11.20**
B302-043*	Housing, outside cylinder, conventional	**33.00**
B520-648	Housing, inside cylinder, conventional	**33.00**
B600-092*	Inside snap-on faceplate only, for all non-IC double cylinder deadlocks	**2.80**

* *Specify finish: 605, 606, 609, 612, 613, 619, 625, 626, and 643e.*

B500 Series IC Housings

Cylinder Type	Housing	Part Number*	Door Thickness	Price Each
Single Cylinder, Small Format Interchangeable Core	Outside	B610-204	1 3/8" - 2 1/4"	**$57.40**
Single Cylinder, Full Size Interchangeable Core	Outside	B610-203	1 3/8" - 2 1/4"	**61.80**
Double Cylinder, Small Format Interchangeable Core	Outside	B610-204	1 3/8" - 2 1/4"	**57.40**
	Inside	B610-281**	1 3/8" - 2 1/4"	**57.40**
Double Cylinder, Full Size Interchangeable Core	Outside	B610-205	1 3/8" - 2 1/4"	**61.80**
	Inside	B610-028**	1 3/8" - 2 1/4"	**59.10**

* *Specify finish: 605, 606, 609, 612, 613, 619, 625, 626, and 643e.*
** *Inside housing does not include snap-on faceplate.*

Miscellaneous Parts for B500 Series IC Cylinders

Part Number	Description	Price Each
B600-029	Driver, B560/562J	**$5.30**
B610-032	Cotter pin for tailpiece, B560/562J (1 = pack of 50)	**45.30**
B600-106	Driver, SFIC	**16.90**
B600-107	Throw member, SFIC	**3.10**
B600-108	Waldes retaining ring, B560/562BD (multiples of 100)	**0.36**
B610-014*	Inside snap-on faceplate for SFIC double cylinder deadlocks	**9.50**
B610-031*	Inside snap-on faceplate for full size IC double cylinder deadlocks	**10.10**
B610-040	Tailpiece and cotter pin, B562J	**14.70**
B610-041	Tailpiece and cotter pin, B560J	**14.40**

* *Specify finish: 605, 606, 609, 612, 613, 619, 625, 626, and 643e.*

Cylinders Only, B250, H, and S200-Series (S200 ordered before Feb, 2008)

Description	Part Number	Price Each Open	Price Each Restricted
5-Pin C, CE, E, F only	22-001	**$64.00**	**$81.50**
6-Pin Standard	22-002		
Primus	20-729*	**141.00**	
Primus XP	20-729-XP		
Primus UL 437	20-529*	**174.00**	
Primus XP UL437	20-529-XP*		

** Must be used in locks with universal housings (B202-824 or B202-825).*

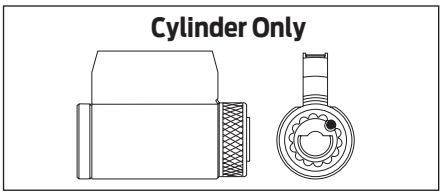

Cylinders Only S200 ordered after Feb, 2008

Description	Part Number	Price Each Open	Price Each Restricted
6-Pin Standard	22-081	**$64.00**	**$81.50**
Primus	24-769	**141.00**	
Primus XP	24-769-XP		
Primus UL 437	24-569	**174.00**	
Primus XP UL437	24-569-XP		

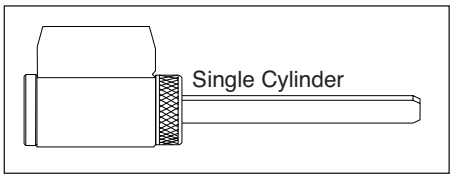

Cylinders CS200-Series

Description	Part Number	Price Each Open	Price Each Restricted
6-Pin Standard	22-093	**$64.00**	**$81.50**

Housings With and Without Cylinders (S200 ordered before Feb, 2008)

Series	Housing	Description	Outside	Inside	Price Each Open	Price Each Restricted
B250, B400, E/B (Primus only), H (except H160), S200	Universal (steel)	5-Pin C, CE, E, F	22-017	22-018	**$95.00**	
		6-Pin Standard	22-019	22-020	**95.00**	
		Primus	20-730	20-731	**173.00**	
		Primus XP	20-730-XP	20-731-XP	**173.00**	
		Primus UL437	20-530	20-531	**205.00**	
		Primus UL437 XP	20-530-XP	20-531-XP	**205.00**	
		Housing only	B202-824	B202-825	**28.30**	

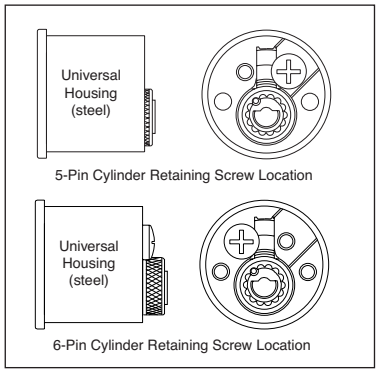

Cylinders & Housings, S200-Series (For Locks after Feb 26, 2008)

Description	Part Number	Price Each Open	Price Each Restricted
6-Pin Standard	22-082	**$95.00**	
Primus	24-770	**173.00**	
Primus XP	24-770-XP	**173.00**	
Primus UL437	24-570	**205.00**	
Primus XP UL437	24-570-XP	**205.00**	
Housing only	B202-824	**28.30**	

Cylinder Retaining Screw

Description	Part Number	Price Each
B520-298	Retaining screw for all models above	**$0.78**

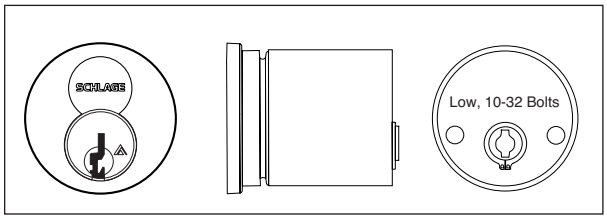

B250, H and S200-Series Interchangeable Core Cylinders

Series	Core Mechanism	Side	Part Number	Price Each
B250, H, S200	Housing Less Core	Outside	22-061	**$69.00**
		Inside	22-062	
Finishes: 605, 606, 609, 612, 613, 625 and 626 for housings; 606 and 626 for cores and cylinders only.				

Cylinders S200-Series (For Locks after Feb 26, 2008)

Description	Part Number	Price Each
Housing Less Core	S306-135	**$72.10**
Finishes: 605, 606, 609, 612, 613, 625 and 626 for housings; 606 and 626 for cores and cylinders only.		

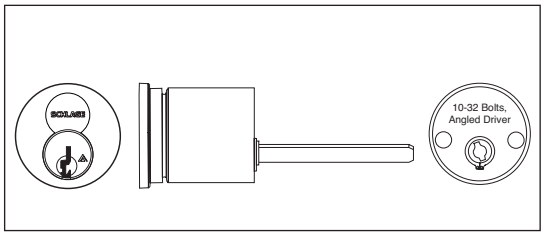

Miscellaneous Parts for B250 Series IC Cylinders

Part Number	Description	Price Each
36-086*	Collar (Trim ring)	**$9.60**
B520-235	Driver	**5.30**
B520-240	Waldes retainer (order in multiples of 100)	**0.56**
B520-541	Security insert for collar	**11.20**
* *Specify finish: 605, 609, 612, 613, 625, 626.*		

Miscellaneous S200-Series (For Locks after Feb 26, 2008)

Part Number	Description	Price Each
36-086*	Collar (Trim ring)	**$9.60**
B520-541	Security insert for collar	**11.20**
B600-029	Driver	**5.30**
B600-032	Cotter Pin (order in multiples of 100)	**0.54**
B600-041	Tailpiece (IC)	**2.70**
B520-685	Tailpiece	**2.70**
B600-071	Washer	**0.82**

For cores,
see **CYL-42**

Collars (Trim Rings and Security Inserts), B250, H, and S200-Series

Part Number	Specify Finish	Description	Price Each
02-037	·	MD160 Series decorative cylinder rose, specify design	**$10.50**
36-066	·	Trim ring, 1/8"	**9.10**
36-067	·	Trim ring, 7/16"	**12.80**
36-068		Security insert, 1/8"	**5.70**
36-069		Security insert, 7/16"	**10.90**
36-070		Security insert pack, 36-068 1/8" and 36-069 7/16"	**16.80**
36-071	·	Trim ring and security insert pack, 36-066 and 36-068 1/8"	**14.60**
36-072	·	Trim ring and security insert pack, 36-067 and 36-069 7/16"	**23.40**
B520-541		Security insert, 1" for interchangeable core	**11.20**
36-085	·	Trim ring and security insert pack, B520-541 and 36-086 1"	**27.10**
36-086	·	Trim ring, 1"	**9.60**

Lazy Tailpieces, B250, H, and S200-Series

Part Number	Description	Price Each
B202-269	Double cylinder 0.810"	**2.40**
B202-369	Double cylinder 0.685"	**2.40**
B202-370	Double cylinder 0.550"	**2.40**
B202-453	Double cylinder 0.622"	**8.30**
B202-557	Single cylinder 1.850"	**2.40**
B202-558	Single cylinder 2.000"	**2.40**
B202-580	Double cylinder 0.450"	**2.70**
B202-957	Single cylinder 1.410"	**2.70**
B220-032	Double cylinder 1.031"	**2.70**

Part Number	Description	Price Each
B220-036	Double cylinder 1.375"	**$7.20**
B502-999	S200 2.500"	**3.70**
B520-236	Double cylinder 1.325"	**5.30**
B520-237	Double cylinder 1.100"	**5.30**
B520-242	Single cylinder 2.200"	**12.20**
B520-243	Single cylinder 2.600"	**12.20**
B590-443	Single cylinder 1.470"	**2.80**
E205-204	Single cylinder 3" breakoff	**8.70**

Drivers for Lazy Tailpieces

Part Number	Description	Price Each
B520-375	Classic Non Modular	**$2.80**
B502-949	Modular Cylinder All Keyway Families (Classic, Everest, Everest 29 & Primus)	**1.60**

Tailpieces and Collars Application Chart, B250, H, and S200-Series (Continued)

Model/Function	Cylinder	Door Thickness	Tailpiece (See CYL-20)	Collar(s) (See CYL-20)
B250	5-Pin	1 5/16" – 1 5/8"	B202-558	7/16" + 1/8"
		1 11/16" – 2 1/4"	B202-558	7/16"
		over 2 1/4" – 2 9/16"	B202-558	1/8"
	6-Pin	1 5/16" – 1 3/8"	B202-558	Two 1/8" & One 7/16"
		1 7/16" – 1 15/16"	B202-558	7/16" + 1/8"
		2" – 2 3/8"	B202-558	7/16"
		over 2 3/8" – 2 9/16"	E205-204	7/16"
		2 5/8" – 2 3/4"	B202-558	1/8"
	IC	1 5/16" – 1 1/2"	B520-242	1" + 1/8"
		over 1 1/2" – 2 1/8"	B520-242	1"
		over 2 1/8" – 2 3/8"	B520-243	
		over 2 3/8" – 2 5/8"	B520-243	7/16" + 1/8"
		over 2 5/8" – 3 1/8"	B520-242	7/16"
B252	5-Pin	1 5/16" – 1 3/8"	B202-370	7/16" + 1/8"
		1 1/2" – 1 5/8"	B202-269	
		1 11/16" – 1 15/16"	B202-580	7/16"
		2" – 2 3/8"		B202-269
		2 7/16" – 2 11/16"	B202-453	1/8"
		2 3/4" – 2 7/8"	B202-269	
	6-Pin	1 3/16" – 1 3/8"	B202-269	Two 1/8"
		1 7/16" – 1 1/2"	B202-370	7/16" + 1/8"
		1 9/16" – 1 15/16"	B202-369	
		2" – 2 3/16"	B202-370	7/16"
		2 1/4" – 2 11/16"	B202-269	
		2 3/4" – 2 13/16"	B202-370	1/8"
		2 7/8" – 3 1/8"	B202-369	
	IC	1 5/16" – 1 5/8"	B520-237	1" + 1/8"
		over 1 5/8" – 1 7/8"	B520-237	1"
		over 1 7/8" – 2 1/8"	B520-236	1"
		over 2 1/8" – 2 3/8"	B520-236	7/16" + 1/8"
		over 2 5/8" – 3 1/8"	B520-236	7/16"
H except discontinued H160	5-Pin	1 3/8"	B202-558	7/16" + 1/8"
		1 3/4"		7/16"
	6-Pin	1 3/8"		7/16" + two 1/8"
		1 3/4"		7/16" + 1/8"
	IC	1 3/8"	B520-242	1" + 1/8"
		1 3/4"		1"
S200 (for locks ordered before February 2008)	6-Pin	1 3/8" – 1 5/8"	B502-999	1" + 1/8"
		1 5/8" – 2"		1"
	IC	1 3/8" – 1 5/8"	B520-242	1" + 1/8"
		1 5/8" – 2"	B520-243	1"

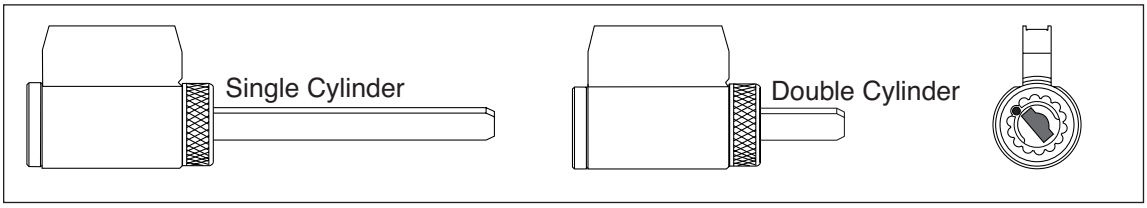

B600/700/800-Series Cylinder Reference Table

Cylinder Mechanism	Function	Door Thickness	Cylinder Less Housing	Price Each Open	Price Each Restricted	Keyway Type	Plug (See CYL-53)	Shell (See CYL-55)	Tailpiece (See CYL-26)
B600-Series Standard	B660, B663	1 3/8" – 2 1/2"	22-644	$64.00	$81.50	Classic	33-167	A508-653	B610-084
						Everest & Everest 29	33-186		
Everest SL (B/R keyways only)			91-032			Everest B & Everest 29 R	33-213	A508-660	
B600-Series Standard	B661, B664	1 3/8" – 2"	22-642	64.00		Classic	33-167	A508-653	B610-082
						Everest & Everest 29	33-186		
Everest SL (B/R keyways only)			91-030			Everest B & Everest 29 R	33-213	A508-660	
B600-Series Standard		2" – 2 1/2"	22-643	64.00		Classic	33-167	A508-653	B610-083
						Everest & Everest 29	33-186		
Everest SL (B/R keyways only)			91-031			Everest B & Everest 29 R	33-213	A508-660	
B600-Series Standard	B662	1 3/8" – 2"	22-085	64.00		Classic	33-167	A508-653	B610-085
						Everest & Everest 29	33-186		
Everest SL (B/R keyways only)			91-028			Everest B & Everest 29 R	33-213	A508-660	
B600-Series Standard		2" – 2 1/2"	22-086	64.00		Classic	33-167	A508-653	B610-086
						Everest & Everest 29	33-186		
Everest SL (B/R keyways only)			91-029			Everest B & Everest 29 R	33-213	A508-660	
B700 -Series Primus	B760, B763	1 3/8" – 2 1/2"	20-744	141.00		Classic	33-136	A508-655	B610-084
						Everest & Everest 29	33-119		
	B761, B764	1 3/8" – 2"	20-742			Classic	33-136		B610-082
						Everest & Everest 29	33-119		
		2" – 2 1/2"	20-743			Classic	33-136		B610-083
						Everest & Everest 29	33-119		
	B762	1 3/8" – 2"	20-745			Classic	33-136		B610-085
						Everest & Everest 29	33-119		
		2" – 2 1/2"	20-746			Classic	33-136		B610-086
						Everest & Everest 29	33-119		
B700 -Series Primus-XP	B760-XP, B763-XP	1 3/8" – 2 1/2"	20-744-XP	141.00		Classic	33-136	A508-655	B610-084
						Everest & Everest 29	33-119		
Everest SL Primus XP (B/R keyways only)			91-711-XP		141.00	Everest B & Everest 29 R	33-214	A508-661	
B700 -Series Primus-XP	B761-XP, B764-XP	1 3/8" – 2"	20-742-XP	141.00		Classic	33-136	A508-655	B610-082
						Everest & Everest 29	33-119		
Everest SL Primus XP (B/R keyways only)			91-709-XP		141.00	Everest B & Everest 29 R	33-214	A508-661	
B700 -Series Primus-XP		2" – 2 1/2"	20-743-XP	141.00		Classic	33-136	A508-655	B610-083
						Everest & Everest 29	33-119		
Everest SL Primus XP (B/R keyways only)			91-710-XP		141.00	Everest B & Everest 29 R	33-214	A508-661	
B700 -Series Primus-XP	B762-XP	1 3/8" – 2"	20-745-XP	141.00		Classic	33-136	A508-655	B610-085
						Everest & Everest 29	33-119		
Everest SL Primus XP (B/R keyways only)			91-712-XP		141.00	Everest B & Everest 29 R	33-214	A508-661	
B700 -Series Primus-XP		2" – 2 1/2"	20-746-XP	141.00		Classic	33-136	A508-655	B610-086
						Everest & Everest 29	33-119		
Everest SL Primus XP (B/R keyways only)			91-713-XP		141.00	Everest B & Everest 29 R	33-214	A508-661	

B600/700/800-Series Cylinder Reference Table (continued)

Cylinder Mechanism	Function	Door Thickness	Cylinder Less Housing	Price Each		Keyway Type	Plug (See CYL-53)	Shell (See CYL-55)	Tailpiece (See CYL-26)
				Open	Restricted				
B800-Series Primus UL437	B860, B863	1 3/8" – 2 1/2"	20-544	$174.00		Classic	33-154	A508-655	B610-084
						Everest & Everest 29	33-221		
	B861, B864	1 3/8" – 2"	20-542			Classic	33-154		B610-082
						Everest & Everest 29	33-221		
		2" – 2 1/2"	20-543			Classic	33-154		B610-083
						Everest & Everest 29	33-221		
	B862	1 3/8" – 2"	20-545			Classic	33-154		B610-085
						Everest & Everest 29	33-221		
		2" – 2 1/2"	20-546			Classic	33-154		B610-086
						Everest & Everest 29	33-221		
B800-Series Primus-XP UL437	B860-XP, B863-XP	1 3/8" – 2 1/2"	20-544-XP			Classic	33-154	A508-655	B610-084
						Everest & Everest 29	33-221		
	B861-XP, B864-XP	1 3/8" – 2"	20-542-XP			Classic	33-154		B610-082
						Everest & Everest 29	33-221		
		2" – 2 1/2"	20-543-XP			Classic	33-154		B610-083
						Everest & Everest 29	33-221		
	B862-XP	1 3/8" – 2"	20-545-XP			Classic	33-154		B610-085
						Everest & Everest 29	33-221		
		2" – 2 1/2"	20-546-XP			Classic	33-154		B610-086
						Everest & Everest 29	33-221		

Miscellaneous Parts, B600/700/800-Series

Part Number	Description	Price Each
B520-298	Cylinder retaining screw	**$0.78**
B600-070*	7/8" Collar (trim ring) for 1 5/8" – 2 1/2" door (standard)	**62.30**
B600-089*	1 1/8" Collar (trim ring) for 1 3/8" – 1 5/8" door	**66.10**
B600-090	Inside housing only (for B662, B762 & B862)	**32.50**
B600-092*	Inside snap-on face plate	**2.80**
B610-024*	Dummy cylinder faceplate and outside housing	**51.40**
B610-025*	Housing, outside	**32.50**
B610-071	Washer	**0.82**
C603-098	Security disc (Order in multiples of 100)	**0.38**

* *Specify finish: 605, 609, 612, 613, 625 and 626.*

Tailpiece and Retainer Packs, B600/700/800-Series

Part Number	Description	Price Each
B610-041	B680 (non-keyed)	**$14.40**
B610-042	B661, B664 Classic Conventional Non Modular	**7.40**
B610-043	B661, B664 Classic Conventional thick door Non Modular	**7.40**
B610-044	B660, B663 Classic Conventional Non Modular	**7.40**
B610-045	B662 Classic Conventional Non Modular	**9.90**
B610-046	B662 Classic Conventional thick door Non Modular	**9.90**
B610-082	B661, B664 Classic Conventional Modular	**7.00**
B610-083	B661, B664 Classic Conventional thick door Modular	**8.40**
B610-084	B660, B663 Classic Conventional Modular	**13.60**
B610-085	B662 Classic Conventional Modular	**13.60**
B610-086	B662 Classic Conventional thick door Modular	**13.60**

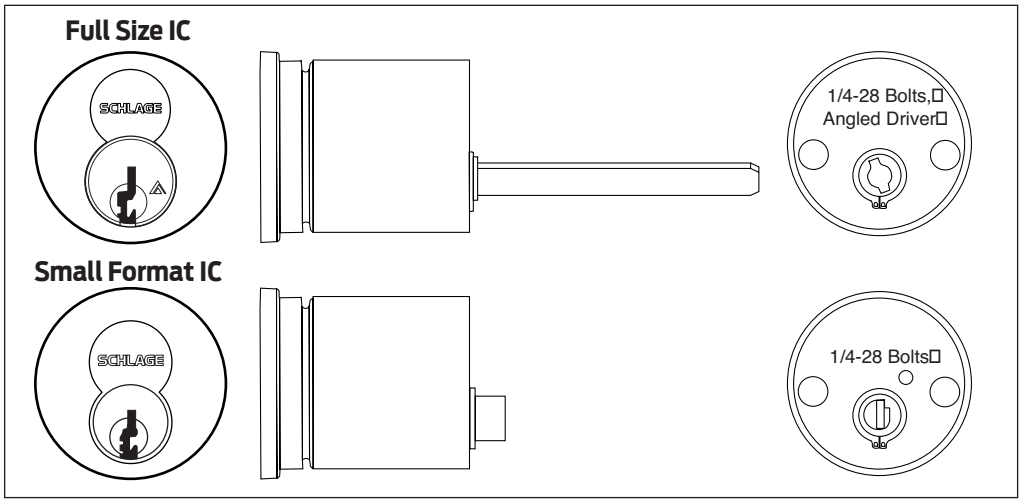

B600/700-Series IC Housings Less Core

Cylinder Type	Housing	Part Number*	Price Each
Full Size Interchangeable Core	Outside B660, B661, B663	B610-203*†	$61.80
	Outside B662	B610-205 †	
	Inside	B610-028	59.10
Small Format Interchangeable Core	Outside	B610-204*†	57.40
	Inside	B610-281	

* *Specify finish: 605, 609, 612, 613, 625, 626.*
† *For deadbolts purchased before 10/01/2012, also requires firecups B520-657.*

Miscellaneous Parts for B600/700-Series IC Cylinders

Part Number	Description	Price Each
B202-370	Tailpiece, B662BD	$2.40
B202-453	Tailpiece, B662BD thick door	8.30
B202-557	Tailpiece, B660BD	2.40
B220-032	Tailpiece, B661BD	2.70
B600-089*	1 1/8" Collar, B600 all IC models	66.10
B520-240	Waldes retaining ring B662J (order in multiples of 100)	0.56
B600-029	Driver, B660/662J/663J	5.30
B610-032	Cotter pin for tailpiece, B660/662J/663J (1 = pack of 50)	45.30
B600-106	Driver, SFIC	16.90
B600-107	Throw member for SFIC models	3.10
B600-108	Waldes retaining ring B660/662BD (order in multiples of 100)	0.36
B610-014*	Inside snap-on faceplate for SFIC double cylinder deadlocks	9.50
B610-031*	Inside snap-on faceplate for full size IC double cylinder deadlocks	10.10
B610-040	Tailpiece and cotter pin, B662J	14.70
B610-041	Tailpiece and cotter pin, B660J, B661J, B663J	14.40

* *Specify finish: 605, 609, 612, 613, 625, 626.*

For pins, springs, etc., see **CYL-50.**

CYLINDERS · Mortise

Conventional Cylinders for L-Series Locks, Exit Devices

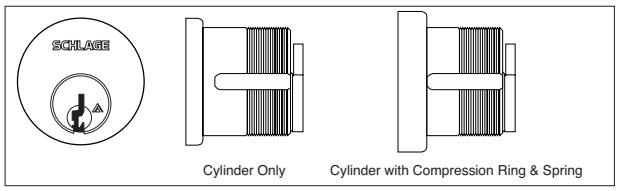

Prices apply to 1 1/8" - 1 3/8", additional charges for cylinders 1 1/2" or greater.

Mortise Cylinders

Schlage L-Series (except L9060 outside)

Cam	Description	Cylinder Mechanism	Complete Cylinder	Finishes Available: 605, 606, 609, 612, 613, 619, 622, 625, 626, 629, 630, 643e — Price Each: Open	Price Each: Restricted
L583-474 For cyl. length 1 1/8", 1 3/8", 1 5/8" 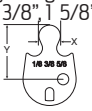 Dim. X = .261 Y = .644	Cylinder Only: L & N Escutcheons	Standard	30-021	**$74.00**	**$91.50**
		Primus Controlled Access	20-793	**154.00**	
		Primus XP Controlled Access	20-793-XP	**154.00**	
		Primus UL437	20-593	**187.00**	
		Primus XP UL437	20-593-XP	**187.00**	
		Hotel Function (Standard)	30-022	**118.00**	**135.50**
L583-475 For cyl. length 1 1/4", 1 1/2", 1 3/4" Dim. X = .261 Y = .644	Cylinder With Compression Ring & Spring: Rose Trim	Standard	30-001	**85.00**	**102.50**
		Primus Controlled Access	20-787	**164.00**	
		Primus XP Controlled Access	20-787-XP	**164.00**	
		Primus UL437	20-587	**196.00**	
		Primus XP UL437	20-587-XP	**196.00**	
		Primus Lockout	20-717	**221.00**	
		Primus XP Lockout	20-717-XP	**221.00**	
		Primus UL437 Lockout	20-517	**238.00**	
		Primus XP UL437 Lockout	20-517-XP	**238.00**	
		Hotel Function (Standard)	30-002	**123.00**	**140.50**
L583-800 For cylinder length 1- 1/8"	For modular SL cylinders introduced May 2016	Everest SL (B/R keyways only)	91-062		**104.00**
L583-801 For cylinder length 1 -1/4"	Cylinder With Compression Ring and Spring: Rose Trim	Everest SL Primus XP (B/R keyways only)	91-757-XP		**164.00**

Schlage L9060 Outside and Other Straight Cam Applications

Cam	Description	Cylinder Mechanism	Complete Cylinder	Open	Restricted
L583-476 For cyl. length 1 1/8", 1 3/8", 1 5/8" 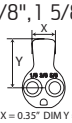 DIM X = 0.35" DIM Y = 0.72"	Cylinder with compression spring: L & N Escutcheons	Standard	26-021	**$74.00**	**$91.50**
		Primus Controlled Access	20-701	**154.00**	
		Primus XP Controlled Access	20-701-XP	**154.00**	
		Primus UL437	20-501	**187.00**	
		Primus XP UL437	20-501-XP	**187.00**	
L583-477 For cyl. length 1 1/4", 1 1/2", 1 3/4" 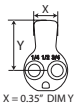 DIM X = 0.35" DIM Y = 0.72"	Cylinder With Compression Ring & Spring: Rose Trim	Standard	20-001	**85.00**	**102.50**
		Primus Controlled Access	20-700	**164.00**	
		Primus XP Controlled Access	20-700-XP	**164.00**	
		Primus UL437	20-500	**196.00**	
		Primus XP UL437	20-500-XP	**196.00**	
		Primus Lockout	20-715	**221.00**	
		Primus XP Lockout	20-715-XP	**221.00**	
		Primus UL437 Lockout	20-515	**238.00**	
		Primus XP UL437 Lockout	20-515-XP	**238.00**	
	Cylinder with Comp. Ring & 1/8" Blocking Ring: Adams Rite 2331	Standard *(available in 1-1/8" only)*	20-002	**95.00**	**112.50**
L583-802 For cylinder length 1- 1/8"	For modular SL cylinders introducted May 2016	Everest SL (B/R keyways only)	91-051		**103.00**
L583-803 For cylinder length 1 -1/4"	Cylinder With Compression Ring and Spring: Rose Trim	Everest SL Primus XP (B/R keyways only)	91-751-XP		**164.00**

Note:	For inverted cams for dogging cylinders, add XQ11-949
	Also for Schlage K-Series (discontinued), Falcon® non-deadbolt functions, Adams Rite® 2331 deadlocks,Baldwin® mortise locks, Corbin Russwin® ML2242 inside and ML2255.

Prices apply to 1 1/8" - 1 3/8", additional charges for cylinders 1 1/2" or greater.

Mortise Cylinders (cont'd)

Cam	Description	Cylinder Mechanism	Complete Cylinder	Price Each Open	Price Each Restricted
Adams Rite MS, 4500 and 4700 Series; Lori 4500 and Corbin Russwin DL3000 Series					
L583-446 For cyl. length 1 1/8", 1 3/8", 1 5/8" Dim. X = .19 Y = .57 **L583-447** For cyl. length 1 1/4", 1 1/2", 1 3/4" Dim. X = .19 Y = .57 **B502-944** Dim. X = .187 Y = .562 Cylinders with these cams include set screw pack B220-050 for Adams Rite locks.	Cylinder	Standard	26-072	**$74.00**	**$91.50**
	Cylinder With 3/8" Blocking Ring	Standard	20-013	**85.00**	**102.50**
		Primus Controlled Access	20-706	**163.00**	
		Primus XP Controlled Access	20-706-XP	**163.00**	
		Primus UL437	20-506	**195.00**	
		Primus XP UL437	20-506-XP	**195.00**	
	Cylinder With Compression Ring and Spring	Primus Lockout	20-718	**220.00**	
		Primus XP Lockout	20-718-XP	**220.00**	
		Primus UL437 Lockout	20-518	**237.00**	
		Primus XP UL437 Lockout	20-518-XP	**237.00**	
Adams Rite 4070 Series					
B520-743 For cyl. length 1 1/8", 1 3/8", 1 5/8" 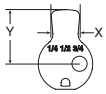 Dim. X = .33 Y = .63 **B520-744** For cyl. length 1 1/4", 1 1/2", 1 3/4" 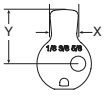 Dim. X = .33 Y = .63	Cylinder with compression spring	Standard	26-073	**$74.00**	**$91.50**
		Primus Controlled Access	20-708	**153.00**	
		Primus XP Controlled Access	20-708-XP	**153.00**	
		Primus UL437	20-508	**195.00**	
		Primus XP UL437	20-508-XP	**195.00**	

Notes:

- Prices apply to 1 1/8", 1 1/4" and 1 3/8". For 1 1/2", 1 5/8" and 1 3/4" add $45.00. See Special Cylinders for 2" - 5" long cylinders.
- 1 1/8" (Dim = 118) cylinders are furnished unless otherwise specified. Cylinder lengths depend on function, trim and door thickness. See page CYL-36 for required dimension.
- Primus Lockout cylinders do not use the modular design see the cams for non-modular table on page 313 for the required cams
- SL Cylinders available in 1 1/8" and 1 1/4" lengths only

For keying in the field, order 10-piece Bulk Pack Cylinders.
Cylinders are sub-assembled to save time!
See CYL-5

Adams Rite MS, 4500 and 4700 Series; Lori 4500 and Corbin Russwin DL3000 Series

Cam	Description	Cylinder Mechanism	Complete Cylinder	Price Each Restricted
L583-773 For cylinder length 1-1/8" 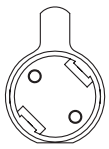	For modular SL cylinders introduced May 2016	Everest SL (B/R keyways only)	91-060	**$103.00**
L583-774 For cylinder length 1-1/4" 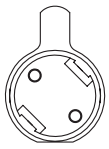	Cylinder with 3/8" Blocking Ring	Everest SL Primus XP (B/R keyways only)	91-758-XP	**163.00**

Adams Rite 4070 Series Modular Cams

B520-788 For cylinder length 1-1/8" 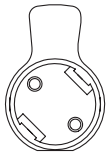	For modular SL cylinders introduced May 2016	Everest SL (B/R keyways only)	91-061	**$103.00**
B520-789 For cylinder length 1-1/4" 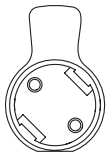	Cylinder Only	Everest SL Primus XP (B/R keyways only)	91-759-XP	**163.00**

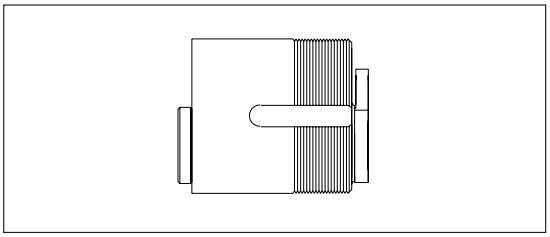

Concealed Shell Mortise Cylinders

Cam		Description	Cylinder Mechanism	Complete Cylinder	Finishes Available: 606, 626 Price Each Open	Restricted
Schlage L-Series (except L9060 outside)						
L583-254 Classic Standard 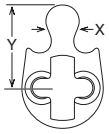 Dim. X = .252 Y = .638	**L583-153** Everest & Primus 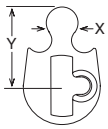 Dim. X = .252 Y = .638	Cylinder Only: L Escutcheon	Standard	30-004	**$95.00**	**$112.50**
			Primus Controlled Access	20-789	**184.00**	
			Primus XP Controlled Access	20-789-XP	**184.00**	
			Primus UL437	20-589	**218.00**	
			Primus XP UL437	20-589-XP	**218.00**	
			Hotel Function (Conventional)	30-005*	**142.00**	
Schlage L9060 Outside						
B502-191 Classic Standard 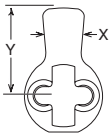 Dim. X = .338 Y = .71	**B502-948** Everest & Primus 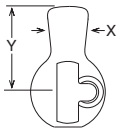 Dim. X = .338 Y = .71	Cylinder Only: L Escutcheon	Standard	26-023	**$95.00**	**$112.50**
			Primus Controlled Acess	24-767	**184.00**	
			Primus Controlled Acess-XP	24-767-XP	**184.00**	
			Primus UL437	24-567	**218.00**	
			Primus XP UL437	24-567-XP	**218.00**	

* Specify hand for hotel function cylinders. Not available in Primus. Emergency keys must be ordered separately.

Notes:
- Prices apply to 1 1/8", 1 1/4" and 1 3/8". For 1 1/2", 1 5/8" and 1 3/4" add $45.00. Extended lengths are available. See Special Cylinders. Everest hotel function cylinders are available 1 1/8", 1 1/4" and 1 3/8" only.
- 1 1/8" (Dim = 118) cylinders are furnished unless otherwise specified. Cylinder lengths depend on function, trim and door thickness. See page CYL-36 for required dimension.
- Finishes: 606 and 626.

Cams for Competitors' Cylinders in Schlage Locks*

	L583-197 Sargent and Yale non-IC (was XL11-758) **L583-198** Corbin Russwin non-IC (was XL11-545)
	XL11-895 Corbin Russwin

** Sold separately only.*

Cams Non Modular Cylinders

Part Number	Description	Price Each
B502-191	L9060 Straight Classic Standard	**$3.50**
B502-292	Adams Rite MS Classic Standard	**3.50**
B502-380	Adams Rite 4070 Classic Standard	**12.30**
B502-944	Adams Rite MS Everest® & Primus®	**3.50**
B502-945	Adams Rite 4070 Everest & Primus	**12.30**
B502-948	L9060 Straight Everest & Primus	**3.50**
L583-153	L-Series Everest & Primus	**3.50**
L583-197	L-Series for Sargent and Yale non-IC cylinders	**12.30**
L583-198	L-Series for Corbin Russwin non-IC cylinders	**12.30**
L583-254	L-Series Classic Standard	**3.50**
XQ11-935*	Inverted straight Everest and Primus (dogging)	**5.50**
XL11-895	L-Series for Corbin Russwin	**12.30**
B520-254	Cam for Falcon Exit Trim	**12.30**

* *Subject to Specials discounting and extended factory lead time.*

Cams - Modular Cylinders

Part Number	Description	Price Each
L583-476	L9060 for cylinder lengths 1-1/8", 1-3/8" and 1-5/8"	**$3.10**
L583-477	L9060 for cylinder lengths 1-1/4", 1-1/2" and 1-3/4"	**3.10**
B520-743	Cam, Cylinder Mortise. A/R 4070 for cylinder lengths 1-1/8", 1-3/8" and 1-5/8"	**12.30**
B520-744	Cam, Cylinder Mortise. A/R 4070 for cylinder lengths 1-1/4", 1-1/2" and 1-3/4"	**12.30**
L583-446	Adams Rite MS for cylinder lengths 1-1/8", 1-3/8" and 1-5/8"	**3.10**
L583-447	Adams Rite MS for cylinder lengths 1-1/4", 1-1/2" and 1-3/4"	**3.10**
L583-474	L-Series for cylinder lengths 1-1/8", 1-3/8" and 1-5/8"	**3.10**
L583-475	L-Series for cylinder lengths 1-1/4", 1-1/2" and 1-3/4"	**3.10**

Cam Screws For Non Modular Cylinders

Part Number	Description	Price Each (Order in multiples of 100)
B502-468	Classic Standard up to 1 3/8"	**$0.34**
B502-942	Everest & Primus up to 1 3/8"	**0.48**
B502-943	Everest & Primus over 1 3/8"	**0.66**
B590-295	Classic Standard over 1 3/8"	**0.48**

Cam Screws For Modular Cylinders

Part Number	Description	Price Each (Order in multiples of 100)
B520-690	Camscrew, (5-40 x 1/2") for 1-1/8" & 1-1/4" cylinder length	**$0.24**
B520-691	Camscrew, (5-40 x 3/4") for 1-3/8" & 1-1/2" cylinder length	**0.44**
B520-692	Camscrew, (5-40 x 1") for 1-5/8" & 1-3/4" cylinder length	**0.60**
Modular Cylinder Housing Screws		
B520-693	Modular Housing Screw (8-32 x 7/8")	**$1.70**
B590-295	Classic Standard over 1 3/8"	**0.48**

Dummy Cylinder

Part Number	Description	Length	Price Each
38-070	Dummy cylinder only, less ring and cam	1 1/8", 1 1/4", 1 3/8", 1 1/2"	**$61.00**

Note: 1) For thumbturn cylinders see page L-36.

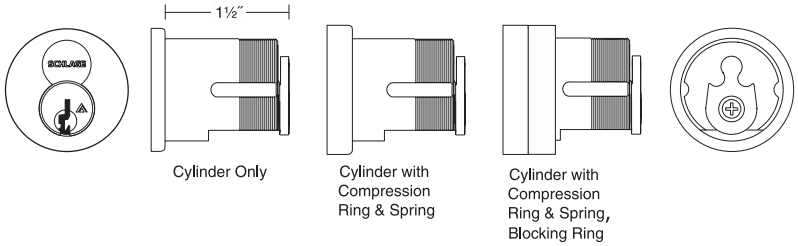

Full Size Interchangeable Core

Cam	Description	Cylinder Mechanism	Complete Cylinder	Finishes Available: 605, 606, 609, 612, 613, 619, 622, 625, 626, 643e — Price Each: Open	Restricted
Schlage L-Series (except L9060 outside)					
L583-255 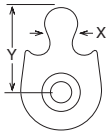 Dim. X = .252 Y = .638	Housing Only	Housing Less Core	30-016	**$61.00**	
	Cylinder With Compression Ring & Spring: L & N Escutcheons	Standard Core	30-008*	**142.00**	**159.50**
		Everest SL Core (B/R keyways only)	91-163	**159.50**	
		Primus® Core	20-798	**238.00**	
		Primus® XP Core	20-798-XP	**238.00**	
		Everest SL Primus XP Core (B/R keyways only)	91-863-XP	**238.00**	
		Faculty Res. Function Core	30-010**	**142.00**	
		Housing Less Core	30-007	**69.00**	
	Cylinder With Compression Ring, Spring &3/8" Blocking Ring Rose Trim	Standard Core	30-138*	**157.00**	**174.50**
		Everest SL Core (B/R keyways only)	91-169	**174.50**	
		Primus Core	20-776	**254.00**	
		Primus XP Core	20-776-XP	**254.00**	
		Everest SL Primus XP Core (B/R keyways only)	91-869-XP	**254.00**	
		Faculty Res. Function Core	30-140**	**157.00**	
		Housing Less Core	30-137	**83.00**	
Schlage L9060 Outside					
K510-680 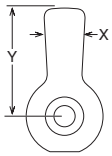 Dim. X = .338 Y = .778	Housing Only	Housing Less Core	30-032	**$61.00**	
	Cylinder With Compression Ring & Spring: L & N Escutcheons	Standard Core	30-030*	**142.00**	**159.50**
		Everest SL Core (B/R keyways only)	91-165	**159.50**	
		Primus Core	20-782	**238.00**	
		Primus XP Core	20-782-XP	**238.00**	
		Everest SL Primus XP Core (B/R keyways only)	91-865-XP	**238.00**	
	Cylinder With Compression Ring, Spring & 1/2" Blocking Ring Rose Trim	Primus Core	20-783	**254.00**	
		Primus XP Core	20-783-XP	**254.00**	
LM, LMV-Series LM9280 and LM9380/LMV9380					
L583-509 (RH) **L583-589 (LH)** 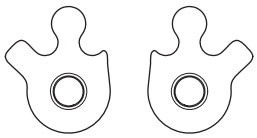	Cylinder with compression ring and spring	FSIC housing and core (specify handing)	26-101*		
		FSIC housing less core (specify handing)	26-102		
		FSIC housing less logo core (specify handing)	26-103		
Von Duprin, Monarch and Other Straight Cam Applications					
K510-730 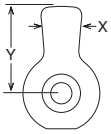 Dim. X = .338 Y = .71	Housing Only	Housing Less Core	20-059	**$61.00**	
Also for Schlage K-Series (discontinued), Falcon® non-deadbolt functions, Von Duprin & Monarch exit devices, Adams Rite® 2331 deadlocks, Baldwin® mortise locks, Corbin Russwin® ML2242 inside and ML2255, Best 30H latch function. For dogging cylinders for Von Duprin exit devices, specify complete cylinder (with core) and XQ11-948.**** Available at no additional charge.	Cylinder With Compression Ring & Spring	Standard Core	26-091*	**142.00**	**159.50**
		Everest SL Core (B/R keyways only)	91-171	**159.50**	
		Primus Core	20-763	**238.00**	
		Primus XP Core	20-763-XP	**238.00**	
		Everest SL Primus XP Core (B/R keyways only)	91-871-XP	**238.00**	
	Housing Only with compression ring and spring	Housing Less Core	26-064	**71.00**	
	Cylinder With Compression Ring, Spring & 3/8" Blocking Ring	Standard Core	20-061*	**158.00**	**175.50**
		Everest SL Core (B/R keyways only)	91-173	**175.00**	
		Primus Core	20-771	**254.00**	
		Primus XP Core	20-771-XP	**254.00**	
		Everest SL Primus XP Core (B/R keyways only)	91-873-XP	**254.00**	
		Housing Less Core	26-094	**82.00**	

** To order with construction core, see **Keys and Keying: Full Size Construction Core Program** for additional details.*
*** Specify hand for hotel function cylinders. Not available in Primus. Emergency key must be ordered separately.*
**** For this configuration with standard full size interchangeable core, order 30-030 cylinder and 36-082-050 blocking ring.*
***** Extended factory lead time.*

Full Size Interchangeable Core (cont'd)

Cam	Description	Cylinder Mechanism	Complete Cylinder	Price Each Open	Price Each Restricted
Adams Rite MS, 4500, 4700 Series					
K510-711 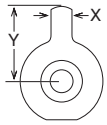 Dim. X = .187 Y = .562	Cylinder Only	Housing Less Core	20-060	**$61.00**	
	Cylinder With Compression Ring & Spring	Standard Core	26-098*	**142.00**	**159.50**
	Everest 29 SL Core	Housing Less Core	91-172	**159.50**	
	Cylinder With Compression Ring, Spring 3/16" and 3/8" Blocking Rings	Standard Core	20-062*	**167.00**	**184.50**
		Everest SL Core (B/R keyways only)	91-174	**184.50**	
		Primus® Core	20-766	**270.00**	
		Primus® XP Core	20-766-XP	**270.00**	
		Everest SL Primus XP Core (B/R keyways only)	91-874-XP	**270.00**	
Cylinders with this cam include set screw pack B220-050 for Adams Rite locks.					
Adams Rite 4070 Series					
B520-378 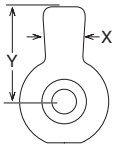 Dim. X = .323 Y = .627	Cylinder Only	Housing Less Core	20-090	**$61.00**	
	Cylinder With Compression Ring, Spring 3/16" and 3/8" Blocking Rings	Standard Core	20-091*	**167.00**	**184.50**
		Everest SL Core (B/R keyways only)	91-175	**184.50**	
		Primus Core	20-722	**270.00**	
		Primus XP Core	20-722-XP	**270.00**	
		Everest SL Primus XP Core (B/R keyways only)	91-175-XP	**270.00**	
*	To order with construction core, see Keys and Keying: Full Size Construction Core Program for additional details.				
Note:	2 1/4" through 5" cylinders are available. See Special Cylinders CYL-51 for more information.				

Interchangeable Core Cams

Part Number	Description	Price Each
B520-378	Adams Rite 4070	**$12.30**
K510-680	L9060 Outside	**3.50**
K510-711	Adams Rite MS	**3.50**
K510-730	Straight cam	**3.50**
L583-255	L-Series (except L9060 outside)	**3.50**
B520-698	Falcon Series MA Mortise Lock	**12.80**
K510-730	Cam for Falcon Exit Device Trims	**3.50**

Other Full Size IC Mortise Cylinder Parts

Part Number	Description	Price Each
L583-200	Cam screw (order in multiples of 100)	**$0.40**
C604-334**	Driver, universal	**6.30**
K510-474	Friction washer	**2.80**

*** Will upgrade housings manufactured before March 1992 to accept Everest and Primus cores.*

For plugs, shells, pins, springs, etc., see **CYL-51, CYL-52, CYL-53, CYL-55.**

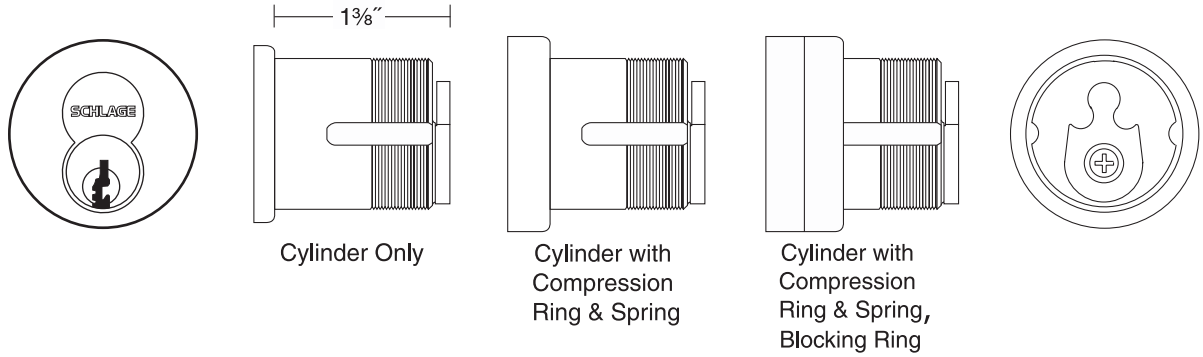

Small Format Interchangeable Core

Cam	Description	Cylinder Mechanism		Complete Cylinder	Price Each
Schlage L-Series (except L9060 outside)					
L583-255 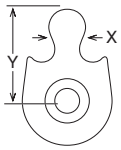 Dim. X = .252 Y = .638	Cylinder With Compression Ring & Spring: L & N Escutcheons	Everest & Everest 29 Combinated Core (B/R keyways only)		80-308	**$153.00**
		Construction Core	Disposable	80-115	**72.00**
			Keyed	80-138	**108.00**
		Housing less Core		80-108	**72.00**
	Cylinder With Compression Ring & Spring: and 1/4" Blocking Ring: Rose Trim	Everest & Everest 29 Combinated Core (B/R keyways only)		80-301	**158.00**
		Construction Core	Disposable	80-109	**81.00**
			Keyed	80-131	**122.00**
		Housing less Core		80-101	**81.00**
Schlage L9060 Outside					
K510-680 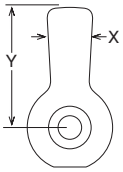 Dim. X = .338 Y = .778	Cylinder With Compression Ring & Spring: L & N Escutcheons*	Everest & Everest 29 Combinated Core (B/R keyways only)		80-304	**$153.00**
		Construction Core	Disposable	80-112	**72.00**
			Keyed	80-134	**122.00**
		Housing less Core		80-104	**72.00**
Von Duprin, Monarch and Other Straight Cam Applications					
K510-730 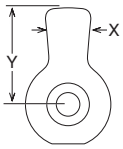 Dim. X = .338 Y = .71 Also for Schlage K-Series (discontinued), Falcon® non-deadbolt functions, Von Duprin® exit devices, Adams Rite® 2331 deadlocks, Baldwin® mortise locks, Corbin Russwin® ML2242 inside and ML2255. To order dogging cylinders for Von Duprin® and Monarch® exit devices, specify complete cylinder (with core) and XQ11-948**. Available at no additional charge.	Cylinder With Compression Ring, Spring & 1/4" Blocking Ring	Everest & Everest 29 Combinated Core (B/R keyways only)		80-302	**165.00**
		Construction Core	Disposable	80-110	**81.00**
			Keyed	80-132	**122.00**
		Housing less Core		80-102	**81.00**

* For rose trim also order 36-082-050 blocking ring.
** Extended factory lead time.

Small Format Interchangeable Core (cont'd)

Cam	Description	Cylinder Mechanism		Complete Cylinder	Price Each Open
Adams Rite MS, 4500 and 4700-Series					
K510-711 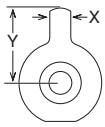 Dim. X = .187 Y = .562	Cylinder With 7/16" Blocking Ring	Everest & Everest 29 Combinated Core (B/R keyways only)		80-303	**$165.00**
		Construction Core	Disposable	80-111	**81.00**
			Keyed	80-133	**122.00**
		Housing less Core		80-103	**81.00**
Adams Rite 4070 Series					
~~**B520-378**~~ 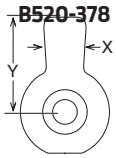 Dim. X = .323 Y = .627	Cylinder With Compression Ring, Spring & 1/4" Blocking Ring	Everest & Everest 29 Combinated Core (B/R keyways only)		80-305	**$165.00**
		Construction Core	Disposable	80-113	**81.00**
			Keyed	80-135	**122.00**
		Housing less Core		80-105	**81.00**
Notes:	Housing finishes: 605, 606, 609, 612, 613, 619, 625 and 626.				
	All SFIC cylinders with Adams Rite MS or 4070 cams are furnished with set screw pack B220-050.				
	Cylinder and Blocking Ring combinations are based on 1-3/4" door thickness.				

Interchangeable Core Cams

Part Number	Description	Price Each
B520-378	Adams Rite 4070	**$12.30**
K510-680	L9060 Outside	**3.50**
K510-711	Adams Rite MS	**3.50**
K510-730	Straight cam	**3.50**
L583-255	L-Series (except L9060 outside)	**3.50**

Other Full Size IC Mortise Cylinder Parts

Part Number	Description	Price Each
B520-484	Cam screw (order in multiples of 100)	**$0.42**
B520-483	Throw member (driver)	**6.30**
B220-050	Adams Rite set screw pack	**2.70**

For pins, springs, etc., see **CYL-50.**

How to Measure Mortise Cylinder Lengths, LV

Full Face and Interchangeable Core

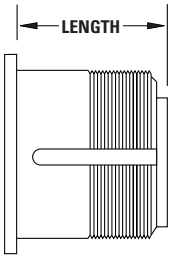

Concealed

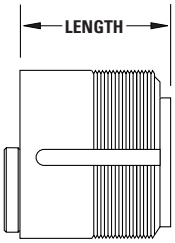

Cylinder and Length Requirements, L-Series

Function		Trim	Cylinder	Door Thickness 1 3/8"	1 3/4"	2"	2 1/4"
				Dimension			
L9050, L9056,L9070, L9076,L9080, L9080EL/EU, L9453, L9456, L9460 per XL11-886 or XL-635, L9464 per XL11-886, L9465, L9473,L9480	L460, L464, L9460, L9464	Rose	30-001	118			
	—	Escutcheon	30-021	118	114	138	112
	—	Concealed	30-004	118	114	138	112
L9485 per XL11-557	—	Rose	30-022	118			
		Escutcheon	30-022	—	114	138	112
		Concealed	30-005	—	114	138	112
L9486	—	Rose	30-002	114	138	112	158
		Escutcheon	30-022	118	114	138	112
		Concealed	30-005	118	114	138	112
L9496	—	Rose	30-001	114	138	112	158
		Escutcheon	30-021	118	114	138	112
		Concealed	30-004	118	114	138	112
L9060, L9071, L9077, L9082, L9082EL/EU*, L9457, L9462 per XL11-886, L9464, L9466, L9482	L462, L463, L9462, L9463	Rose	30-001	118			
	—	Escutcheon	30-001	114	—	—	—
	—		30-021	—	118	114	138
	—	Concealed	30-004	—	118	114	138
L9060 Outside	—	Rose	20-001	118			
		Escutcheon	20-001	114	—	—	—
			26-021	—	118	114	138
		Concealed	26-023	—	118	114	138
Note:	Blocking rings and/or compression rings may be required and must be ordered separately.						

Dimensions for Mortise Cylinders

Cylinder Length	Dimension
1 1/8"	118
1 1/4"	114
1 3/8"	138
1 1/2"	112
1 5/8"	158
1 3/4"	134

Full Size IC Cylinder Blocking Ring Requirements, L-Series, LV-Series

Function	Trim	Door Thickness 13/8"	13/4"	2"	21/4"
		Dimension			
L9050, L9056, L9070, L9076, L9080, L9080EL/EU, L9453, L9456, L9460 per XL11-886 or XL-635, L9464 per XL11-886, L9465, L9473, L9480	Rose	050	037	025	025
	Escutcheon	025	012	N/R	N/R
L9485 per XL11-557	Rose	—	037	025	025
	Escutcheon	—	012	N/R	N/R
L9486, L9496	Rose	012	N/R	N/R	N/R
	Escutcheon	025	012	N/R	N/R
L9060*, L9071*, L9077*, L9082*, L9457*, L9462* per XL11-886, L9466*, L9482*	Rose	—	050	043	031
	Escutcheon	025	012	N/R	N/R
L460, L464, L9460, L9464	Rose	050	037	025	025
L462*, L463*, L9462*, L9463*	Rose	—	050	043	031

Notes:
- Specify blocking ring (36-082), finish and dimension.
- Blocking ring (36-082) must be used with compression ring (36-083).
- N/R = None Required.
- ** 2 Blocking rings required.*

Small Format IC Cylinder Blocking Ring Requirements, L-Series, LV-Series

Function	Trim	Door Thickness 13/8"	13/4"	2"	21/4"
		Dimension			
L9050, L9056, L9070, L9076, L9080, L9080EL/EU, L9453, L9456, L9460 per XL11-886 or XL-635, L9464 per XL11-886, L9465, L9473, L9480	Rose	037	025	012	N/R
	Escutcheon **	N/R	N/R	N/R	N/R
L9060*, L9071*, L9077*, l9082*, L9082EL/EU*, L9457*, L9462* per XL11-886, L9464*, L9466*, L9482*	Rose	—	050	037	025
	Escutcheon	018	N/R	N/R	N/R
L9496	Rose	025	012	N/R	N/R
	Escutcheon	N/R	N/R	N/R	N/R
L460, L464, L496, L9460, L9464	Rose	037	025	012	N/R
L462*, L463*, L9462*, L9463*	Rose	—	050	037	025

Notes:
- Specify blocking ring (36-082), finish and dimension.
- Blocking ring (36-082) must be used with compression ring (36-083).
- N/R =None Required.
- * *2 Blocking rings required.*
- ** *Compression ring not required for doors over 1 9/16" thick.*

Dimensions for Blocking Rings

Blocking Ring	Length Dimension
1/8"	012
3 /16"	018
1/4"	025
5/16"	031
3/8"	037
7/16"	043
1/2"	050

Blocking and Compression Rings

Part Number	Specify Finish	Description	Price Each
36-079*	·	Blocking ring for use without compression ring	**$14.00**
36-082*	·	Blocking ring for use with compression ring	**12.20**
36-083	·	Compression ring and spring	**10.10**
L583-195		Compression ring spring	**1.60**

Allegion Compatible Cams

Description	Cams for Schlage Cylinders				
	Modular Cylinder 11/8",13/8",15/8	Modular Cylinder 11/4",11/2",13/4	Interchangeable Core SFIC and FSIC	Classic Standard Not available with cylinder	Everest and Primus non-IC Not available with cylinder
Schlage L-Series, Except L9060 O/S	L583-474	L583-475	L583-255	L583-254	L583-153
Schlage L9060 O/S	L583-476	L583-477	K510-680	B502-191	B502-948
Schlage K-Series (Discontinued)	L583-476	L583-477	K510-730	B502-191	B502-948
Falcon M-Series Non-deadbolt functions (Discontinued)	L583-476	L583-477	K510-730	B502-191	B502-948
Falcon M-Series Deadbolt functions (Discontinued)	B520-738	B520-739	XB12-046	A09894-001-00*	B502-907
Falcon MA-Series except MA381 function	L583-638	L583-639	B520-698	N/A	N/A
Von Duprin mortise exit device and Von Duprin removable mullion	L583-476	L583-477	K510-730	B502-191	B502-948
Von Duprin mortise exit device with dogging	L583-476	L583-477	K510-730 PER XQ11-948	B502-191	B502-948
Glynn-Johnson HL-6, except 9060 O/S	L583-474	L583-475	L583-255	L583-254	l581-153
Glynn-Johnson HL-6 9060 O/S	L583-476	L583-477	K510-680	B502-191	B502-948
Schlage CM5500, CM5600, PRO5500, VIP5500, 650 Keyswitch	L583-476	L583-477	K510-680	B502-191	B502-948
Falcon 718C Trim (Manufactured after 2/28/2011)	B520-730	B520-731	B520-254	B520-295	B520-366
Falcon 24/25 exit device with trims (except 718C and 718NL)	N/A	N/A	N/A	A09897-024-00*	A09897-024-00*
Falcon 24/25 exit device with trims (only 718C and 718NL) Falcon #24 cam	N/A	N/A	N/A	A09894-021-00*	A09894-021-00*

* Falcon cam available through the Falcon price book.

Cam	Price	Cam	Price	Cam	Price
B502-191	**$3.50**	K510-680	**3.50**	L583-474	**$3.10**
B502-907	**3.50**	K510-730	**3.50**	L583-475	
B502-948	**3.50**	L583-153	**3.50**	L583-476	
B520-254	**12.30**	L583-254	**3.50**	L583-477	
B520-698	**12.80**	L583-255	**3.50**	L583-638	**11.40**
B520-738	**12.30**			L583-639	
B520-739	**12.30**			XB12-046	**11.80**
B520-740	**OBSOLETE - USE L583-476**				
B520-741	**OBSOLETE - USE L583-477**				
B520-295	**12.20**				

Falcon Retrofit Cylinder Reference Table

Side View	Lock Series	Cylinder Mechanism	Complete Cylinder	Price Each Open	Price Each Restricted	Keyway Type	Plug	Shell	Tailpiece/ Cam
	B611, T381 IS & W, all except 561	Standard	21-020	**$64.00**	**$81.50**	Classic	33-137	A508-652	A700-031
						Everest & Everest 29	33-138		
		Primus Primus XP	20-728 20-728-XP	**141.00**		Classic	33-136	A508-655	
						Everest & Everest 29	33-119		
		Primus UL Primus XP UL	20-528 20-528-XP	**174.00**		Classic	33-154		
						Everest & Everest 29	33-221		
	T, all except 381 IS & 571	Standard	24-031	**64.00**	**81.50**	Classic	33-137	A508-652	030730-001*
						Everest & Everest 29	33-138		
		Primus Primus XP	24-761 24-761-XP	**141.00**		Classic	33-136	A508-655	
						Everest & Everest 29	33-119		
		Primus UL Primus XP UL	24-561 24-561-XP	**174.00**		Classic	33-154		
						Everest & Everest 29	33-221		
	T571	Standard	24-032	**64.00**	**81.50**	Classic	33-137	A508-652	030730-002*
						Everest & Everest 29	33-138		
		Primus Primus XP	24-762 24-762-XP	**141.00**		Classic	33-136	A508-655	
						Everest & Everest 29	33-119		
		Primus UL Primus XP UL	24-562 24-562-XP	**174.00**		Classic	33-154		
						Everest & Everest 29	33-221		
	W561, knobs	Standard	24-033	**64.00**	**81.50**	Classic	33-137	A508-652	Q330-252*
						Everest & Everest 29	33-138		
		Primus Primus XP	24-763 24-763-XP	**141.00**		Classic	33-136	A508-655	
						Everest & Everest 29	33-119		
		Primus UL Primus XP UL	24-563 24-563-XP	**174.00**		Classic	33-154		
						Everest & Everest 29	33-221		
	W561, levers	Standard	24-034	**64.00**	**81.50**	Classic	33-137	A508-652	Q330-165*
						Everest & Everest 29	33-138		
		Primus Primus XP	24-764 24-764-XP	**141.00**		Classic	33-136	A508-655	
						Everest & Everest 29	33-119		
		Primus UL Primus XP UL	24-564 24-564-XP	**174.00**		Classic	33-154		
						Everest & Everest 29	33-221		
	M	Standard	24-035	**85.00**	**102.50**	Classic	33-137	A508-652	See Cam chart on page CYL-38 for proper cam
						Everest & Everest 29	33-138		
		Primus Primus XP	24-765 24-765-XP	**163.00**		Classic	33-136	A508-655	
						Everest & Everest 29	33-119		
		Primus UL Primus XP UL	24-565 24-565-XP	**190.00**		Classic	33-154		
						Everest & Everest 29	33-221		
	B, all except	Standard	23-013	**64.00**	**81.50**	Classic	33-137	A508-652	C604-243
						Everest & Everest 29	33-138		
		Primus Primus XP	20-750 20-750-XP	**141.00**		Classic	33-136	A508-655	
						Everest & Everest 29	33-119		
		Primus UL Primus XP UL	20-550 20-550-XP	**174.00**		Classic	33-154		
						Everest & Everest 29	33-221		
	K	Standard	24-139	**64.00**	**81.50**	Classic	33-137	A508-653	Q330-393 Q330-394 (T571)
						Everest & Everest 29	33-138		
		Primus Primus XP	20-739	**141.00**		Classic	33-136	A508-655	
						Everest & Everest 29	33-119		
		Primus UL437 Primus XP UL437	20-539	**174.00**		Classic	33-154		
						Everest & Everest 29	33-221		
	H2	Standard	22-093	**64.00**	**81.50**	Classic	33-137	A508-652	F506-878/ B600-071
						Everest & Everest 29	33-138		

* These part numbers represent Falcon part numbers and are available to order through Falcon.

Verticle Tailpiece (No. 1 bar)

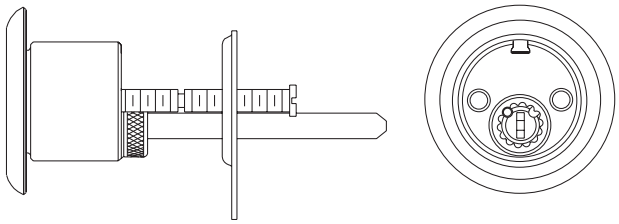

Horizontal Tailpiece (No. 2 bar)

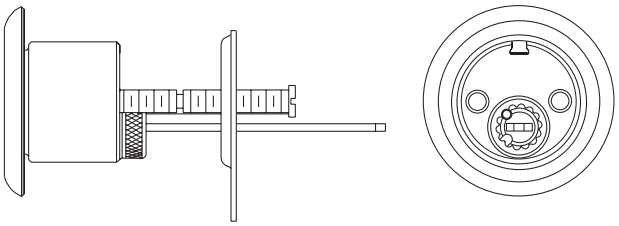

Rim Cylinders

Type	Cylinder Mechanism	Tailpiece	Complete	Finishes Available: 605, 606, 609, 612, 613, 619, 625, 626, 629, 630, 643e — Price Each: Open	Restricted
Conventional (non-IC)	Standard	Horizontal	20-022	**$81.00**	**$98.50**
		Vertical	20-021		
	Everest SL (B/R keyways only)	Horizontal	91-075		**98.50**
		Vertical	91-074		
	Primus	Horizontal	20-710	**159.00**	
		Vertical	20-709		
	Primus XP	Horizontal	20-710-XP	**159.00**	
		Vertical	20-709-XP		
	Everest SL Primus XP (B/R keyways only)	Horizontal	91-775-XP	**81.00**	**158.50**
		Vertical	91-774-XP		
	Primus UL437	Horizontal	20-510	**199.00**	
		Vertical	20-509		
	Primus XP UL437	Horizontal	20-510-XP	**199.00**	
		Vertical	20-509-XP		
Lockout	Primus	Horizontal	20-716	**219.00**	
	Primus XP		20-716-XP		
	Primus UL437		20-516	**237.00**	
	Primus XP UL437		20-516-XP		
Thumbturn 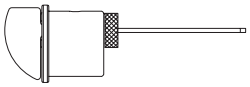	None	Horizontal	XB11-979	**107.00**	

Notes	Housing finishes: 605, 606, 609, 612, 613, 619, 625 and 626.
	All items include collar, mounting screws and backplate.
	Tailpiece orientation may be changed in the field. For Von Duprin, Monarch and most other applications, tailpiece should be horizontal.
	To order less logo, specify: "with K510-612 faceplate" for Conventional cylinder. "with 23-031 core" for full size interchangeable core cylinder.
	Conventional (non-IC) cylinders are available for application that is thicker than 3" (combined door & device trim thickness) over 3" thick and available with special mounting screw locations for Sargent exit devices. See Special Cylinders CYL-51.

For keying in the field, order 10-piece Bulk Pack Cylinders.
Cylinders are sub-assembled to save time!
See CYL-5

20-057

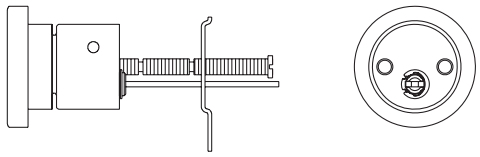

Rim Cylinders

Type	Cylinder Mechanism	Tailpiece	Complete	Finishes Available: 605 606 609 612 613 619 622, 625 626 643e — Price Each: Open	Restricted
Full Size Interchangeable Core	Standard Core	Convertible	20-057*	**$142.00**	**$159.50**
	Everest SL Core (B/R keyways only)		91-170	**159.50**	
	Primus Core		20-757	**215.00**	
	Primus XP Core		20-757-XP	**215.00**	
	Everest SL Primus XP Core (B/R keyways only)		91-870-XP	**215.00**	
	Housing only-less core		20-079	**61.00**	
Small Format Interchangeable Core	Everest & Everest 29 Combinated Core		80-329**	**142.00**	
	Keyed Construction Core	Horizontal	80-159***	**98.00**	
	Disposable Construction Core		80-116	**61.00**	
	Housing only-less core		80-129	**61.00**	

* *To order with construction core, see **Keys and Keying: Full Size Construction Core Program**.*
** *Key symbol must be specified. Everest B and Everest 29 R Families keyways are restricted. See **Terms & Conditions** for more information.*
*** *Specify GRN for green or BRN for brown construction cores. A non-refundable handling charge (50-231) is assessed per core. See **Keys and Keying: Small Format Construction Core Program** for details.*

Rim Cylinder Parts

Part Number	Description	Price Each
36-066	Collar, IC cylinders	**$9.10**
B202-328	Screws and backplate pack	**8.00**
B220-001*	Tailpiece & driver, full size IC	**13.30**
B502-200	Backplate	**1.60**
B502-209	Mounting screw	**1.60**
B502-310-604	Driver, Conventional (non-IC) cylinder	**1.50**
B502-899	Tailpiece, Conventional (non-IC) cylinder and SFIC housing	**3.10**
B520-153	Ring, cylinder, NL	**9.00**
B520-361*	Tailpiece retainer, full size IC (order in multiples of 100)	**0.36**
B520-365	Driver, SFIC	**8.50**
B600-107	Throw member for SFIC models	**3.10**

** Not compatible with housings manufactured before July 1997.*
For replacement of older parts, order housings less core (20-079).

For plugs, shells, pins, springs, etc., see **CYL-50, CYL-52, CYL-53, CYL-55.**

23-030	23-031
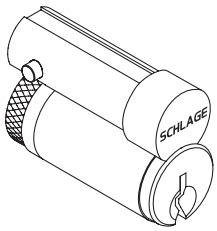	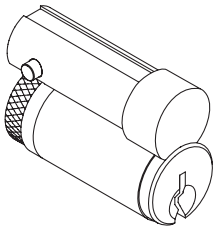

For keying in the field, order 10-piece Bulk Pack Cores.

Cores are sub-assembled to save time!

See CYL-5

Full Size Cores

Description	Part Number	Finishes Available: 606, 626 Price Each Open	Restricted
Standard core	23-030	**$73.00**	**$90.50**
Standard core less logo	23-031	**73.00**	**90.50**
Everest SL Core (B/R keyways only)	91-161	**90.50**	
Everest SL Core less logo (B/R keyways only)	91-162	**90.50**	
Primus core	20-740	**152.00**	
Primus XP core	20-740-XP	**152.00**	
Primus core less logo	20-741	**152.00**	
Primus XP core less logo	20-741-XP	**152.00**	
Everest SL Primus XP Core (B/R keyways only)	91-861-XP	**152.00**	
Everest SL Primus XP less logo Core (B/R keyways only)	91-862-XP	**152.00**	
Hotel function standard core for L9485 and L9486	30-120*	**73.00**	**90.50**
Hotel function standard core, less logo, for L9485 and L9486	30-121*	**73.00**	**90.50**
* Specify hand for hotel function cores. Emergency keys must be ordered separately.			
Note: Control keys must be ordered separately.			

Full Size Core Parts

Part Number	Description	Price Each
C503-115	Cap pin spring (Order in multiples of 100)	**$0.22**
C503-118	Cap (Order in multiples of 25)	**1.60**
C603-827	Cap pin (Order in multiples of 100)	**0.26**
C603-956	Actuating ring	**7.10**
C603-964	Actuating pin (control top pin)	**0.68**
C603-967	Control bottom pin (Order in multiples of 100)	**0.28**
23446339	Driver, FSIC, AD-Series CY, MS, MD, 993R, 993 S, 993M	**4.90**

For plugs, shells, pins, springs, etc., see **CYL-50, CYL-52, CYL-53, CYL-55.**

80-037

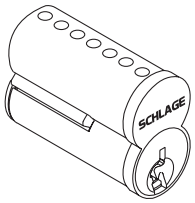

Everest® & Everest 29™ Patented Keyway Small Format Interchangeable Cores

Description	Part Number	Price Each
Everest combinated core, includes master keying	80-037	**$84.00**
Everest uncombinated core (Does not include keys, pins or springs)	80-036	**56.00**
Finishes: 606, 626 and 613 (simulated).		

80-033

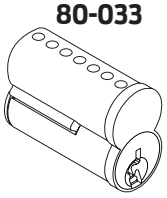

Best® Keyway Small Format Interchangeable Cores

Description	Part Number	Price Each
7-Pin uncombinated, specify keyway	80-033	**$38.00**
6-Pin uncombinated, specify keyway	80-043	**38.00**

Notes:
- Finishes: 606 and 626.
- Uncombinated cores are furnished less keys, pins and springs. Factory keying is not available.
- Specify keyway using B suffix: AB = A, BB=B, CB=C, DB = D, DDB=DD, EB = E, FB = F, GB = G, HB = H, JB = J, KB = K, LB = L, NB=N, MB = M, RB=R, TBB=TB, TDB=TD, QB=Q.

AD-Series Tailpiece for Small Format Core

Chassis	Lever Design	Description	Tailpiece	Price Each
CY, MS, MD	All	SFIC Driver	23446347	**13.80**
		SFIC Driver, Spacer (for 6 pins core) and Instruction sheet	46929456	**15.60**
993R, 993S, 993M	Except ATH, 8AT	SFIC Driver	N523-091	**13.80**
		SFIC Driver, Spacer (for 6 pins core) and Instruction sheet	09-774	**13.80**
	ATH, 8AT	SFIC Driver	23446347	**13.70**
		SFIC Driver, Spacer (for 6 pins core) and Instruction sheet	46929456	**15.60**

For pins, springs, etc., see **CYL-51.**

Corbin Russwin® Retrofit Cylinder Reference Table

Side View	Lock Series	Cylinder Mechanism	Price Each Open	Price Each Restricted	Complete Cylinder	Keyway Type	Plug (See CYL-53)	Shell (See CYL-55)	Tailpiece
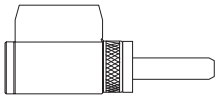	CL3300	Standard	**$64.00**	**$81.50**	24-022	Classic	33-137	A508-653	N523-022
						Everest & Everest 29	33-138		
		Everest SL (B/R keyways only)		**81.50**	91-020	Everest B & Everest 29 R	33-213	A508-660	
		Primus Primus XP	**141.00**		20-762 20-762-XP	Classic	33-136	A508-655	
						Everest & Everest 29	33-119		
		Everest SL Primus XP (B/R keyways only)		**141.00**	91-720-XP	Everest B & Everest 29 R	33-214	A508-661	
		Primus UL437 Primus XP UL437	**174.00**		20-562 20-562-XP	Classic	33-154	A508-655	
						Everest & Everest 29	33-221		
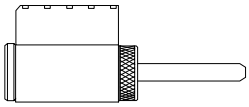	CL3400 CL3600	Standard	**$64.00**	**$81.50**	24-139	Classic	33-137	A508-653	A301-338
						Everest & Everest 29	33-138		
		Everest SL (B/R keyways only)		**81.50**	91-027	Everest B & Everest 29 R	33-213	A508-660	
		Primus Primus XP	**141.00**		20-739 20-739-XP	Classic	33-136	A508-655	
						Everest & Everest 29	33-119		
		Everest SL Primus XP (B/R keyways only)		**141.00**	91-708-XP	Everest B & Everest 29 R	33-214	A508-661	
		Primus UL437 Primus XP UL437	**174.00**		20-539 20-539-XP	Classic	33-154	A508-655	
						Everest & Everest 29	33-221		
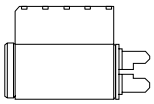	CK4200 UT5200 (since 1963)	Standard	**$64.00**	**$81.50**	24-127	Classic	33-060	A201-690	None
						Everest & Everest 29	33-232	A100-052	
		Primus Primus XP	**141.00**		20-727 20-727-XP	Classic	33-081	A201-690	
						Everest & Everest 29	33-222		
		Primus UL437 Primus XP UL437	**174.00**		20-527 20-527-XP	Classic	33-080		
						Everest & Everest 29	33-223		

Sargent® Retrofit Cylinder Reference Table

Side View	Lock Series	Cylinder Mechanism	Price Each Open	Price Each Restricted	Complete Cylinder	Keyway Type	Plug (See CYL-53)	Shell (See CYL-55)	Tailpiece
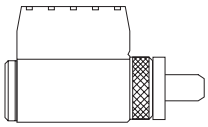	7L, 8L, 10 Line Levers	Standard	**$64.00**	**$81.50**	24-119	Classic	33-007	A201-849	C604-243
						Everest & Everest 29	33-231	A100-050	
		Everest SL (B/R keyways only)		**81.50**	91-042	Everest B & Everest 29 R	33-219	A508-660	
		Primus Primus XP	**141.00**		20-719 20-719-XP	Classic	33-163	A201-683	
						Everest & Everest 29	33-224		
		Everest SL Primus XP (B/R keyways only)		**141.00**	91-742-XP	Everest B & Everest 29 R			
		Primus UL437 Primus XP UL437	**174.00**		20-519 20-519-XP	Classic	33-162	A201-683	
						Everest & Everest 29	33-225		
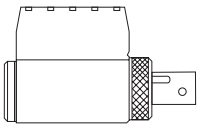	7, 8, 9 Line Knobs	Standard	**$64.00**	**$81.50**	24-120	Classic	33-007	A100-045	C303-437 Assembly with cap
						Everest & Everest 29	33-231	A100-049	
		Everest SL (B/R keyways only)		**81.50**	91-043	Everest B & Everest 29 R	33-219	A508-660	
		Primus Primus XP	**141.00**		20-720 20-720-XP	Classic	33-163	A100-047	
						Everest & Everest 29	33-224		
		Everest SL Primus XP (B/R keyways only)		**141.00**	91-743-XP	Everest B & Everest 29 R			
		Primus UL437 Primus XP UL437	**174.00**		20-520 20-520-XP	Classic	33-162	A100-047	
						Everest & Everest 29	33-225		
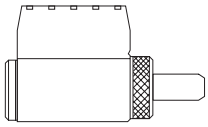	6 Line Except B Knob	Standard	**$64.00**	**$81.50**	24-126	Classic	33-007	A100-046	C604-243
						Everest & Everest 29	33-231	A100-050	
		Everest SL (B/R keyways only)		**81.50**	91-045	Everest B & Everest 29 R	33-219	A508-662	
		Primus Primus XP	**141.00**		20-726 20-726-XP	Classic	33-163	A100-048	
						Everest & Everest 29	33-224		
		Everest SL Primus XP (B/R keyways only)		**141.00**	91-745-XP	Everest B & Everest 29 R			
		Primus UL437 Primus XP UL437	**174.00**		20-526 20-526-XP	Classic	33-162	A100-048	
						Everest & Everest 29	33-225		

Yale® Retrofit Cylinder Reference Table

Side View	Lock Series	Cylinder Mechanism	Complete Cylinder	Price Each Open	Price Each Restricted	Keyway Type	Plug (See CYL-53)	Shell (See CYL-55)	Tailpiece
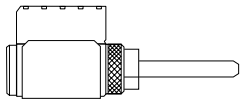	5300LN 5400LN Levers	Standard	24-147	**$64.00**	**$81.50**	Classic	33-007	A201-849	A301-043
						Everest & Everest 29	33-231	A100-050	
		Everest SL (B/R keyways only)	91-044		**81.50**	Everest B & Everest 29 R	33-219	A508-660	
		Primus Primus XP	20-747 20-747-XP	**141.00**		Classic	33-163	A201-683	
						Everest & Everest 29	33-224		
		Everest SL Primus XP (B/R keyways only)	91-744-XP		**141.00**	Everest B & Everest 29 R			
		Primus UL437 Primus XP UL437	20-547 20-547-XP	**174.00**		Classic	33-162	A201-683	
						Everest & Everest 29	33-225		
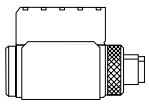	5300, 5400, 6200 Series Knobs	Standard	24-123	**$64.00**	**$81.50**	Classic	33-007	A201-849	B520-409
						Everest & Everest 29	33-231	A100-050	
		Everest SL (B/R keyways only)	91-046		**81.50**	Everest B & Everest 29 R	33-219	A508-660	
		Primus Primus XP	20-723 20-723-XP	**141.00**		Classic	33-163	A201-683	
						Everest & Everest 29	33-224		
		Everest SL Primus XP (B/R keyways only)	91-746-XP		**141.00**	Everest B & Everest 29 R			
		Primus UL437 Primus XP UL437	20-523 20-523-XP	**174.00**		Classic	33-162	A201-683	
						Everest & Everest 29	33-225		

Tailpieces and Actuators

Part Number	Locksets	Price Each
A301-043	Yale Levers	**$5.00**
A301-338	Corbin Russwin CL3400/CL3600	**9.50**
B520-409	Yale Knobs	**31.50**
C303-437	Sargent 7, 8, 9 (Assembly with cap)	**13.80**
C604-243	Sargent 6, 7L, 8L, 10 Line	**1.90**

Miscellaneous

Part Number	Description	Price Each
A501-783	Blocking disc, Yale levers	**$5.30**
B520-408	Sleeve, Yale cylinders	**5.20**
B520-407	Washer, Sargent	**6.60**
C607-062	Spacer, Corbin Russwin CL3300	**3.70**

For pins, springs, etc., see **CYL-51.**

20-009, 20-505, 20-705

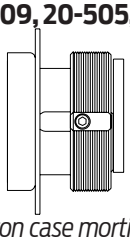

For old black cast iron case mortise locks only.

Mortise Cylinders, Corbin Russwin Master Ring

Cam		Description	Cylinder Mechanism	Complete Cylinder	Price Each Open	Price Each Restricted
Corbin Russwin Master Ring						
B502-946 Everest & Primus 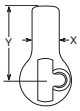 Dim. X = .328 Y = .893	**B520-728** For cyl. length 11/8", 13/8", 15/8" 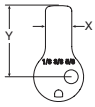 Dim. X = .34 Y = .90	Master Ring (includes bushing)	Standard	20-009	**$207.00**	**$224.50**
			Primus Controlled Access	20-705	**320.00**	
			Primus XP Controlled Access	20-705-XP	**320.00**	
B502-486 Classic Standard 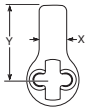 Dim. X = .328 Y = .893	**B520-729** For cyl. length 1 1/4", 1 1/2", 1 3/4" 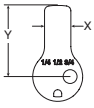 Dim. X = .34 Y = .90		Primus UL437 20-505	20-505	**354.00**	
			Primus XP UL437	20-505-XP	**354.00**	
Notes	Prices apply to 1 1/8", 1 1/4" and 1 3/8". For 1 1/2", 1 5/8" and 1 3/4" Primus add $45.00. For 1 1/2", 1 5/8" and 1 3/4" Conventional add $11.80.					
	Finishes: 605, 606, 609, 612, 613, 625 and 626.					
	To order less Schlage logo specify cylinder "with K510-612 faceplate".					

Bushing, Corbin Russwin Master Ring

Part Number	Description	Price Each
B202-339	Reducing bushing and screws	**$100.00**

Cams, Corbin Russwin Master Ring

Part Number	Description	Price Each
B502-486	Classic Standard - Non Modular Cylinders	**$34.70**
B502-946	Everest & Primus - Non Modular Cylinders	**40.80**
XB11-825	Interchangeable core - Non Modular Cylinders	**35.90**
B520-728	Modular Cylinders (all keyways) length 1-1/8", 1-3/8", 1-5/8"	**40.70**
B520-729	Modular Cylinders (all keyways) length 1-1/4", 1-1/2", 1-3/4"	**40.70**

Trim Collars Corbin Russwin Master Ring

Part Number	Specify Finish	Description	Price Each
38-033	·	Trim collar	**$11.20**

For plugs, shells, pins, springs, etc.,
see **CYL-50, CYL-52, CYL-53, CYL-55.**

Cam and Cam Substitutions for Schlage Mortise Cylinders to Operate Other Manufacturer's Locks

	Modular Cylinder (introduced in July 2010)		Interchangeable Core FSIC & SFIC	Classic Standard Non-IC	Everest, Primus Non-IC
CAM Substitutions only allowed on these cylinder numbers: Order Example: 20-001 X B210-731 626 S123	20-001, 20-002, 20-500, 20-501, 20-515, 20-700, 20-701, 20-715, 26-021		20-059, 20-061, 26-064, 20-763, 20-771, 26-091, 26-094, 80-302, 80-110, 80-132, 80-102	For Standard Pinned Cylinders Manufactured before July 2010 Not Available with Cylinder	For Primus & Everest Cylinders Manufactured before July 2010 Not Available with Cylinder
	11/8", 13/8", 15/8"	11/4", 11/2", 13/4"	N/A	N/A	N/A
Corbin Russwin® DL4000 Series (Old Corbin 420 and Russwin 1503)	**B520-730** 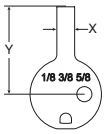 Dim. X = .153 Y = .761	**B520-731** 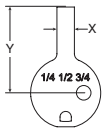 Dim. X = .153 Y = .761	**B520-254** (was XB11-426)	**B520-295** (was XB11-458) 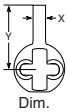 Dim. X = .155 Y = .775	**B520-366** (was XB11-656)
Corbin Russwin® ML2200 Series (Old Corbin 7000-9000 and Russwin 4000-5000) All functions except ML2255 and ML2242 inside (see straight cam)	**B520-732** 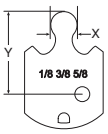 Dim. X = .236 Y = .731	**B520-733** 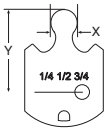 Dim. X = .236 Y = .731	**B520-253** (was XB11-352) 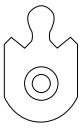	**B520-233** (was XB08-899) Dim. X = .232 Y = .729	**B520-309** (was XB11-629)
Corbin Russwin A65 ML2200 master ring deadbolt functions manufactured before 6/10/93 and old Russwin cast iron residential locks. For all Best 40H Series & 30H Deadbolt function	**B520-734** 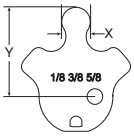 Dim. X = .242 Y = .757	**B520-735** 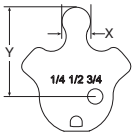 Dim. X = .242 Y = .757	**B520-360** (was XB11-817)	**B520-223** (was XB03-142) 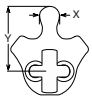 Dim. X = .235 Y = .729	**B520-367** (was XB11-887)
Yale® 2160 Arrow® #004 Sargent® 13-0660 All functions except 16 inside and 50 outside	**B520-736** 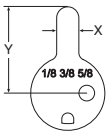 Dim. X = .187 Y = .727	**B520-737** 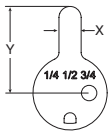 Dim. X = .187 Y = .727	**B520-296** (was XB11-461, replaces XB11-484)	**B520-256** (was XB11-430, replaces XB10-659) 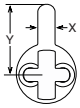 Dim. X = .186 Y = .718	**B520-329** (was XB11-631, replaces XB11-630) 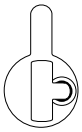
Best 30 Latch Function	**L583-476** 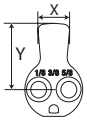 DIM X = 0.35" DIM Y = 0.72"	**L583-477** 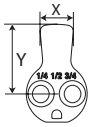 DIM X = 0.35" DIM Y = 0.72"	**K510-730** 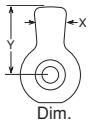 Dim. X = .338 Y = .71	**B502-191** Classic Standard 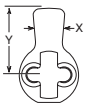 Dim. X = .338 Y = .71	**B502-948** Everest & Primus 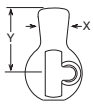 Dim. X = .338 Y = .71
	Cam substitution with Cylinders shown above are No Charge			Not available for substitution	

Cam	Price	Cam	Price	Cam	Price
B502-191	**$3.50**	B520-296	**$12.30**	B520-732	**$12.30**
B502-948		B520-309		B520-733	
B520-223	**12.30**	B520-329		B520-734	
B520-233		B520-360		B520-735	
B520-253		B520-366		B520-736	
B530-254		B520-367		B520-737	
B520-256		B520-730		K510-730	**3.50**
		B520-731			

Competititor Cams for SL Modular Cylinder

CAM Substitutions only allowed on these cylinder numbers: Order Example: 91-051 X B520-780 626 R123	91-051 118	91-051 114
	1 1/8"	1 1/4"
Corbin Russwin® DL4000 Series (Old Corbin 420 and Russwin 1503)	**B520-780**	**B520-781**
Corbin Russwin® ML2200 Series (Old Corbin 7000-9000 and Russwin 4000-5000) All functions except ML2255 and ML2242 inside (see straight cam)	**B520-782**	**B520-783**
Corbin Russwin A65 ML2200 master ring deadbolt functions manufactured before 6/10/93 and old Russwin cast iron residential locks. For all Best 40H Series & 30H Deadbolt function	**B520-784**	**B520-785**
Yale® 2160 Arrow® #004 Sargent® 13-0660 All functions except 16 inside and 50 outside	**B520-786**	**B520-787**
Best 30 Latch Function	**L583-802**	**L583-803**

Cam	Price
B520-780	**$12.30**
B520-781	
B520-782	
B520-783	
B520-784	
B520-785	
B520-786	
B520-787	
L583-802	
L583-803	

20-033

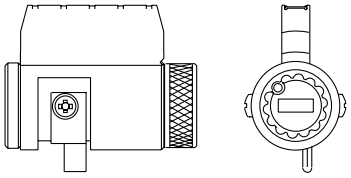

20-067

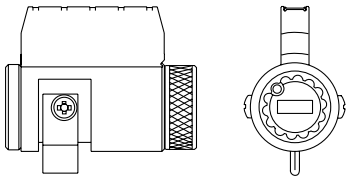

20-066 20-069

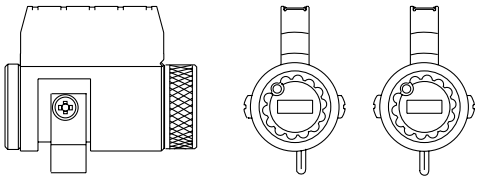

20-030

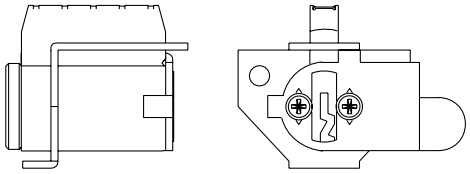

20-001

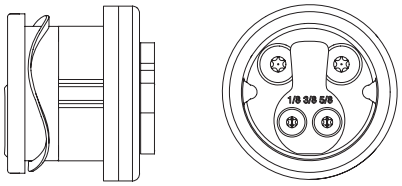

Letter/Mail Box Cylinders and Application Table

Description	Keyway Type	Cam (See Below)	Plug (See CYL-55)	Shell (See CYL-57)	Complete Cylinder	Complete Cyl. Price Open	Complete Cyl. Price Restricted
American Device	Classic	C604-268	33-616	C203-726	20-066	**$96.00**	**$113.50**
	Everest & Everest 29	C604-268	33-234	A100-051			
Auth, 466, 470, 480 Series	Classic	C604-269	33-616	C203-726	20-067		
	Everest & Everest 29	C604-269	33-234	A100-051			
Bommer vertical mail box	Classic	L583-476	33-137	N/A	20-001-118	**85.00**	**102.50**
	Everest & Everest 29	L583-476	33-138	N/A			
Bommer & Florence, Cutler Mail Chute, Federal Equipment	Classic	C604-269	33-616	C203-726	20-069	**96.00**	**113.50**
	Everest & Everest 29	C604-269	33-234	A100-051			
Corbin Wood Products	Classic	C604-271	33-616	C203-726	20-033		
	Everest & Everest 29	C604-271	33-234	A100-051			
Dura Steel	Classic	C604-088	33-806	A508-653	20-030		
	Everest & Everest 29	C604-419	33-233				
Notes:	Finishes: 606 and 626. 20-001 also available 605, 612, 613 and 625.						
	Federal law prohibits the master keying of a letter box cylinder.						

Miscellaneous Parts

Part Number	Description	Price Each
B502-468	Screw, 2 required, 20-030 Classic (order multiples of 100)	**$0.34**
B502-942	Screw, 20-030 Everest (order multiples of 100)	**0.48**
C503-346	Spacer, 20-033, 20-066, 20-067, 20-069	**1.50**
C604-050	Mounting bracket, 20-033	**13.70**
C604-051	Screw post, 2 req'd, 20-033	**2.00**
C604-052	Screw, 2 req'd, 20-033	**2.70**
C604-053	Lock washer, 2 req'd, 20-033	**2.70**

Miscellaneous Parts

Part Number	Description	Price Each
C604-088	Cam, 20-030 Classic	**$36.20**
C604-089	Bracket, 20-030	**27.00**
C604-226	Screw, 2 req'd, 20-033, 20-066, 20-067, 20-069 (order mult. of 100)	**0.26**
C604-234	Washer, 2 req'd, 20-033, 20-066, 20-067, 20-069 (order mult. of 100)	**0.26**
C604-268	Cam, 20-066	**23.90**
C604-269	Cam, 20-067, 20-069	**23.90**
C604-271	Cam, 20-033	**29.30**
C604-419	Cam, 20-030 Everest	**36.40**

For pins, springs, etc., see **CYL-50.**

Special Cylinders

⌛ **Extended Factory Lead Time**

"X" Number	Description	Price Each
Extra Long Mortise Cylinders		
XB03-418	Mortise cylinder (20-001, 30-001 or 30-004), 1 7/8" – 5" long Classic, Everest or Everest 29	**$576.00**
XB11-475*	Full size IC mortise cylinder (26-091 or 30-008), 2 1/4" – 5" long Classic, Everest or Everest 29	**789.00**
	Primus full size IC mortise cylinder (20-763 or 20-798), 2 1/4" – 5" long	**1,050.00**
	Full size IC mortise cylinder housing less core (20-059 or 30-007) 2 1/4" – 5" long	**693.00**
XB11-638	Primus mortise cylinder (20-700, 20-787 or 20-789), 1 7/8" – 5" long	**1,050.00**
Mortise Cylinder with Switch		
XB09-195	Mortise cylinder (20-001) with "on" and "off" switch for key controlled electrical circuits, standard	**$611.00**
XB09-795	Same as XB09-195, but double position, Classic Standard only (no master keying available)	**818.00**
XQ11-804	Primus mortise cylinder (20-700) with "on" and "off" switch for key controlled electrical circuits	**831.00**
Rim Cylinders		
XB04-618	Conventional standard pinned cylinder (20-021 or 20-022) for doors over 3" thick Insure device/ trim thickness is included in addition to door thickness	**$723.00**
	Primus cylinder (20-710) for doors over 3" thick Insure device/ trim thickness is included in addition to door thickness	**802.00**
XB11-789	Conventional standard pinned cylinder (20-022) with mounting holes for Sargent® exit device	**137.00**
XB11-790	Primus cylinder (20-710) with mounting holes for Sargent® exit device	**280.00**
XB11-958	Full size IC, Standard core (20-057) for doors over 3" thick Insure device/ trim thickness is included in addition to door thickness	**754.00**
	Full size IC, Primus core (20-757) for doors over 3" thick Insure device/ trim thickness is included in addition to door thickness	**1,014.00**
	Full size IC, housing less core (20-079) for doors over 3" thick Insure device/ trim thickness is included in addition to door thickness	**658.00**
** Available in 1/4" increments. Order collars or blocking rings separately to fill any gaps.*		
Note:	If you are unable to find your required hardware solution in this price book, please use the Schlage Innovation Center Process in the **Forms and Example** section.	

Original Manufacturer Nickel Silver Pins-Full Size Cylinders

	Description		
Part Number	Type	Size	Price Each
34-101	Top pins	#1	Order in multiples of 100 **$0.08**
34-102		#2	
34-103		#3	
34-202	Master pins	#2	
34-203		#3	
34-204		#4	
34-205		#5	
34-206		#6	
34-207		#7	
34-208		#8	
34-209		#9	
34-300	Bottom pins	#0	
34-301		#1	
34-302		#2	
34-303		#3	
34-304		#4	
34-305		#5	
34-306		#6	
34-307		#7	
34-308		#8	
34-309		#9	
34-007	Everest & Everest 29 check pin	—	Order in multiples of 50 **1.60**

Primus® Finger Pins and Sidebars

Part Number	Description	Price Each
34-001	Finger pin #1	Order in multiples of 100 **$1.00**
34-002	Finger pin #2	
34-003	Finger pin #3	
34-004	Finger pin #4	
34-005	Finger pin #5	
34-006	Finger pin #6	
34-058	Finger pin #7	
C603-950	Sidebar	**4.00**

Cap and Cap Pin

Part Number	Description	Price Each
C503-116*	Cap pin (non-IC)	Order in multiples of 100 **$0.22**
C503-118*	Cap	Order in multiples of 25 **1.60**
C603-827	Full Size IC Cap Pin	Order in multiples of 100 **0.26**

**See CYL-13 for KC-Series cap and cap pin*

Construction Balls, RCK

Part Number	Description	Price Each
34-401	Pack of 1,000 ball bearings	**$32.00**

Springs

Part Number	Description	Price Each
C503-113	Pin tumbler spring (including Primus)	Order in multiples of 100 **$0.20**
C503-115	Cap retainer pin spring (including Primus)	
C603-951	Primus finger pin spring and Everest check pin spring	
C603-952	Primus sidebar spring	

Ward Rings

Part Number	Description	Price Each
K510-045	Stop ring for hotel function Everest & Everest 29 mortise cylinders	**3.70**
K510-434	Stop ring for hotel function Classic mortise cylinders	**3.70**

Ordering
Shaded prices are specified in unit quantities (per piece) and must be ordered in multiples.
Example:
Order 100 34-300, Receive 1 bag of 100 pins. Price = $8.00

Original Manufacturer Nickel Silver Pins

	Description		
Part Number	Type	Size	PriceEach
34-902	Master/ build-up/ top pins	#2B	Order in multiples of 100 **$0.10**
34-903		#3B	
34-904		#4B	
34-905		#5B	
34-906		#6B	
34-907		#7B	
34-908		#8B	
34-909		#9B	
34-910		#10B	
34-911		#11B	
34-912		#12B	
34-913		#13B	
34-914		#14B	
34-915		#15B	
34-916		#16B	
34-917		#17B	
34-918		#18B	
34-919		#19B	
34-800	Bottom pins	#0A	
34-801		#1A	
34-802		#2A	
34-803		#3A	
34-804		#4A	
34-805		#5A	
34-806		#6A	
34-807		#7A	
34-808		#8A	
34-809		#9A	
34-950	Everest & Everest 29 check pin	–	**1.60**

Ordering
Shaded prices are specified in unit quantities (per piece) and must be ordered in multiples.
Example:
Order 100 34-300, Receive 1 bag of 100 pins. Price = $8.00

SFIC Caps

Part Number	Description	Price Each
34-952	21C Cap	Order in multiples of 500 **$0.08**

SFIC Springs

Part Number	Description	Price Each
C504-114	20S Tumbler spring	Order in multiples of 500 **$0.08**
C504-116	Everest & Everest 29 check spring pin	Order in multiples of 100 **0.20**

SFIC Plug Retainer

Part Number	Description	Price Each
C603-936	Plug retainer	Order in multiples of 20 **$1.90**
Note:	SFIC plug retainer is compatible with SFIC Everest products manufactured after October 18, 2002.	

L Pins For SL Cylinders

Part Number	Description	Price Each
90-200	L-PIN, 0	$1.00
90-201	L-PIN, 1	
90-202	L-PIN, 2	
90-203	L-PIN, 3	
90-204	L-PIN, 4	
90-205	L-PIN, 5	
90-206	L-PIN, 6	
90-207	L-PIN, 7	
90-208	L-PIN, 8	
90-209	L-PIN, 9	
90-200-2	L-PIN, MASTER, 0,2	
90-200-4	L-PIN, MASTER, 0,4	
90-200-6	L-PIN, MASTER, 0,6	
90-200-8	L-PIN, MASTER, 0,8	
90-201-3	L-PIN, MASTER, 1,3	
90-201-5	L-PIN, MASTER, 1,5	
90-201-7	L-PIN, MASTER, 1,7	
90-201-9	L-PIN, MASTER, 1,9	
90-202-4	L-PIN, MASTER, 2,4	
90-202-6	L-PIN, MASTER, 2,6	
90-202-8	L-PIN, MASTER, 2,8	
90-203-5	L-PIN, MASTER, 3,5	
90-203-7	L-PIN, MASTER, 3,7	
90-203-9	L-PIN, MASTER, 3,9	
90-204-6	L-PIN, MASTER, 4,6	
90-204-8	L-PIN, MASTER, 4,8	
90-205-7	L-PIN, MASTER, 5,7	
90-205-9	L-PIN, MASTER, 5,9	
90-206-8	L-PIN, MASTER, 6,8	
90-207-9	L-PIN, MASTER, 7,9	
Order single cut and master L pins in multiples of 100		
90-201-3-5	L-PIN, CROSS-KEY, 1,3,5	1.00
90-201-3-7	L-PIN, CROSS-KEY, 1,3,7	
90-201-3-9	L-PIN, CROSS-KEY, 1,3,9	
90-201-5-7	L-PIN, CROSS-KEY, 1,5,7	
90-201-5-9	L-PIN, CROSS-KEY, 1,5,9	
90-201-7-9	L-PIN, CROSS-KEY, 1,7,9	
90-203-5-7	L-PIN, CROSS-KEY, 3,5,7	
90-203-5-9	L-PIN, CROSS-KEY, 3,5,9	
90-203-7-9	L-PIN, CROSS-KEY, 3,7,9	
90-205-7-9	L-PIN, CROSS-KEY, 5,7,9	
90-201-3-5-7	L-PIN, CROSS-KEY, 1,3,5,7	
90-201-3-5-9	L-PIN, CROSS-KEY, 1,3,5,9	
90-201-5-7-9	L-PIN, CROSS-KEY, 1,3,7,9	
90-203-5-7-9	L-PIN, CROSS-KEY, 3,5,7,9	
90-201-3-5-7-9	L-PIN, CROSS-KEY, 1,3,5,7,9	
90-200-2-4	L-PIN, CROSS-KEY, 0,2,4	
90-200-2-6	L-PIN, CROSS-KEY, 0,2,6	
90-200-2-8	L-PIN, CROSS-KEY, 0,2,8	
90-200-4-6	L-PIN, CROSS-KEY, 0,4,6	
90-200-4-8	L-PIN, CROSS-KEY, 0,4,8	
90-200-6-8	L-PIN, CROSS-KEY, 0,6,8	
90-202-4-6	L-PIN, CROSS-KEY, 2,4,6	
90-202-4-8	L-PIN, CROSS-KEY, 2,4,8	
90-202-6-8	L-PIN, CROSS-KEY, 2,6,8	
90-204-6-8	L-PIN, CROSS-KEY, 4,6,8	
90-200-2-4-6	L-PIN, CROSS-KEY, 0,2,4,6	
90-200-2-4-8	L-PIN, CROSS-KEY, 0,2,4,8	
90-200-2-6-8	L-PIN, CROSS-KEY, 0,2,6,8	
90-202-4-6-8	L-PIN, CROSS-KEY, 2,4,6,8	
90-200-2-4-6-8	L-PIN, CROSS-KEY, 0,2,4,6,8	
Order cross-key L pins in multiples of 25		

Springs For SL Cylinders

Part Number	Description	Price Each
C604-472	SPRING, LOCKING SIDEBAR	$0.22
C603-952	END CAP PIN SPRING	
C603-951	L PIN SPRING	
C604-472	CHECK PIN SPRING	
Order in multiples of 100		

End Cap and End Cap Pin For SL

Part Number	Description	Price Each
90-211	END CAP	$ 1.80
90-002	END CAP PIN	0.22
Order in multiples of 50		

Cylinder Parts For SL

Part Number	Description	Price Each
90-210	LOCKING SIDE BAR	$4.30
C604-471	RETAINING CLIP	0.60
34-950	CHECK PIN, EVEREST B, EVEREST 29 R	1.70
90-212	TOP COVER	0.12
Order in multiples of 50		

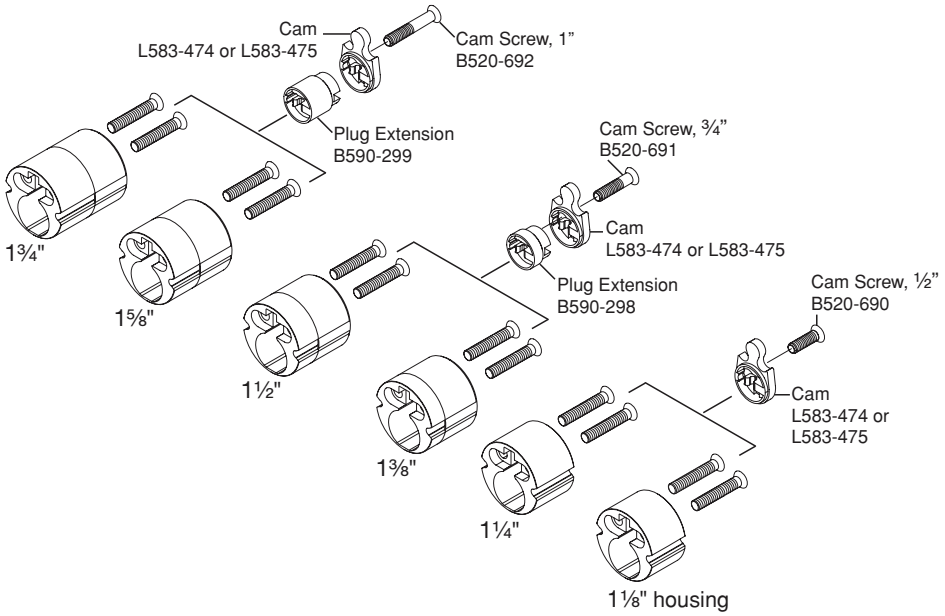

Modular Housing Interchangeability

Housing		Cam	Cam Screw	Plug Extension
Part Number	**Size**	**Part Number**		
B520-721	1-1/8"	L583-474	B520-690	–
B520-722	1-1/4"	L583-475	B520-690	–
B520-723	1-3/8"	L583-474	B520-691	B590-298
B520-724	1-1/2"	L583-475	B520-691	B590-298
B520-725	1-5/8"	L583-474	B520-692	B590-299
B520-726	1-3/4"	L583-475	B520-692	B590-299

Plugs, Key-in-Knob/Lever, Deadlock and Mail Box

Part Number	Description	Price Each
33-005*	5-Pin (except F51 and F80), C, CE, E and F keyways only	$40.40
33-137	6-Pin Classic Standard	
33-007	Sargent & Yale, Classic Standard	
33-059*	5-Pin, F, FA-Series Knobs, BEL, GEO, PLY, AND, DNB (C keyway only)	27.10
33-059-149*	5-Pin, F-Series Knobs, ORB, C keyway only	
33-060	Corbin Russwin CK4200, UT5200 Classic Standard	40.70
33-065*	5-Pin, F, FA-Series Levers, ACC, AVA, FLA, CLT, CHP, STA (C keyway only)	27.20
33-080	Corbin Russwin CK4200, UT5200 Classic Primus UL437 / Classic Primus XP UL437	102.00
33-081	Corbin Russwin CK4200, UT5200 Classic Primus / Classic Primus XP	72.30
33-119	Everest Primus / Everest Primus XP and Everest 29 Primus / Everest 29 Primus XP	75.80
33-154	Classic Primus UL437 / Classic Primus XP UL437	97.60
33-136	Classic Primus / Class Primus XP	75.80
33-162	Sargent & Yale, Classic Primus UL437 / Classic Primus XP UL437	102.00
33-163	Sargent & Yale, Classic Primus / Classic Primus XP	72.80
33-167	B600 Plug, Classic	49.40
33-186	B600 Plug, Everest	53.30
33-213	PLUG, CYL, KIK, SL, 7-PIN	42.80
33-214	PLUG, CYL, KIK, SL, 7-PIN, PRIMUS	75.80
33-216	6-pin Classic, hotel function	57.40
33-221	Everest Primus UL437/Everest Primus XP UL437 & Everest 29 Primus UL437/ Everest 29 Primus XP UL437	102.00
33-222	Corbin Russwin CK4200, UT5200, Everest Primus / Everest Primus XP and Everest 29 Primus / Everest 29 Primus XP	11.00
33-223	Corbin Russwin CK4200, UT5200, Everest Primus UL437/Everest Primus XP UL437 & Everest 29 Primus UL437/ Everest 29 Primus XP UL437	102.00
33-224	Sargent & Yale, Everest Primus / Everest Primus XP and Everest 29 Primus / Everest 29 Primus XP	72.80
33-225	Sargent & Yale, Everest Primus UL437/Everest Primus XP UL437 & Everest 29 Primus UL437/ Everest 29 Primus XP UL437	102.00
33-138	Everest & Everest 29 Standard	42.80
33-231	Sargent & Yale, Everest & Everest 29 Standard	
33-232	Corbin Russwin CK4200, UT5200, Everest & Everest 29 Standard	
33-233	Mail box 20-030 Everest & Everest 29 Standard	
33-234	Mail box 20-033, 20-066, 20-067, 20-069 Everest & Everest 29 Standard	
33-235	Everest & Everest 29 hotel function	57.40
33-616	Mail box 20-033, 20-066, 20-067, 20-069 Classic Standard	43.00
33-806	Mail box 20-030 Classic Standard	
Notes:	Specify finish: 606 (430 for F-Series Knobs & Levers) and 626 (429 for F-Series Knobs & Levers).	
	** These plugs are pre-drilled for lost ball construction keying (33-005 is pre-drilled in C keyway only).*	

Modular Cylinders Plugs-Key In lever/ Knob

Part Number	Description	Price Each
33-137	6 Pins, Plug, Classic	$40.40
33-138	6 Pins, Plug, Everest	42.80
33-136	6 Pins, Plug, Classic Primus / Primus XP	75.80
33-119	6 Pins, Plug, Everest Primus / Primus XP	75.80

Plugs, Full Size Interchangeable Core

Part Number	Description	Price Each
33-058*	Classic Standard	$44.30
33-133	Everest & Everest 29 Standard hotel function	
33-139	Everest Primus / Everest Primus XP and Everest 29 Primus / Everest 29 Primus XP	76.40
33-160	Classic Primus / Classic Primus XP	
33-236	Everest & Everest 29 Standard	60.40
Notes:	Specify 606 or 626 finish.	
	IC cap pins and cap pin springs must be ordered separately.	
	**For L-Series Classic hotel cylinders, specify "warded."*	

Key in Lever/ Knob -Modular Cylinders Type

Part Number	Description	Price Each
A508-653	6 Pin, Body & Cover, Classic, Everest, Everest 29	**$31.70**
A508-655	6 Pin, Body & Cover, Primus/Primus XP	**59.70**
33-213	PLUG, CYL, KIK, SL, 7-PIN	**42.80**
33-214	PLUG, CYL, KIK, SL, 7-PIN, PRIMUS	**75.80**

Back Housings-Modular Cylinder

Part Number	Description	Price Each
B520-721	Back Housing, Mortise 1-1/8"	**$8.90**
B520-722	Back Housing, Mortise 1-1/4"	**8.90**
B520-723	Back Housing, Mortise 1-3/8"	**8.90**
B520-724	Back Housing, Mortise 1-1/2"	**35.40**
B520-725	Back Housing, Mortise 1-5/8"	**35.40**
B520-726	Back Housing, Mortise 1-3/4"	**35.40**
B520-727	Back Housing, Rim	**8.90**
K110-480 316	Front housing 643e finish	**8.90**
K110-480 605	Front housing 605 finish	**8.90**
K110-480 606	Front housing 606 finish	**8.90**
K110-480 609	Front housing 609 finish	**8.90**
K110-480 612	Front housing 612 finish	**8.90**
K110-480 613	Front housing 613 finish	**11.80**
K110-480 619	Front housing 619 finish	**8.90**
K110-480 622	Front Housing 622 finish	**8.90**
K110-480 625	Front housing 625 finish	**8.90**
K110-480 626	Front housing 626 finish	**6.10**
K110-480 629	Front housing 629 finish	**8.90**
K110-480 630	Front housing 630 finish	**8.90**
		Order in Multiples of 100
B520-690	Screw, Cam , 5-40 X 1/2" (for modular cylinders length 1 1/8" & 1 1/4")	**$0.24**
B520-691	Screw, Cam , 5-40 X 3/4" (for modular cylinders length 1 3/8" & 1 1/2")	**0.44**
B520-692	Screw, Cam , 5-40 X 1"(for modular cylinders length 1 5/8" & 1 3/4")	**0.60**
B520-693	Modular cylinder housings screws, 8-32 X 7/8"	**1.70**
B590-298	Plug extension 1-3/8", 1-1/2"	**2.70**
B590-299	Plug extension 1-5/8", 1-3/4"	**2.70**

Ordering
Shaded prices are specified in unit quantities (per piece) and must be ordered in multiples.
Example:
Order 100 B520-690,
Receive 1 bag of 100
cam screws. Price = $24.00

Shells, Key-in-Knob/Lever, Deadlock and Mail Box

Part Number	Description	Price Each
A100-049	Sargent 8 Line Everest & Everest 29 Standard	$36.70
A100-050	Sargent 6 Line Everest & Everest 29 Standard	
A100-051	Mail box 20-033, 20-066, 20-067, 20-069 Everest & Everest 29 Standard	
C203-726	Corbin Russwin CK4200, UT5200 Everest & Everest 29 Standard	
A508-655	6-Pin, Body & Cover, Primus / Primus XP	65.10
A201-690	Corbin Russwin CK4200, UT5200 Primus / Primus XP	63.80
A201-691	Corbin Russwin CK4200, UT5200 Classic Standard	31.70
A508-653	6 Pin, Body & Cover, Classic/Classic, Everest, Everest 29	
A201-848	5-Pin Classic (except F-Series Knobs & Levers)	
A100-045	Sargent 8 Line Classic Standard	
A100-046	Sargent vertical Standard	
A100-047	Sargent 8 Line Primus® / Primus XP	65.10
A100-048	Sargent vertical Primus / Primus XP	
C203-726	Mail box 20-033, 20-066, 20-067, 20-069 Classic Standard	36.70

Shells, Interchangeable Core

Part Number	Specify Finish	Description	Price Each
B220-006	·	Everest & Everest 29 Standard	$36.70
B220-117	·	Everest & Everest 29 hotel function, Schlage logo	
B220-280	·	Primus / Primus XP	74.60
B220-282	·	6-Pin Classic Standard (except hotel function)	35.30
B220-284	·	Classic hotel function, Schlage logo	
Note:	Finishes: 606 and 626 only.		

Modular Cylinders Mortise and Rim Cylinders Components & Service Kits

Part Number	Description	Price Each
09-992	Service kit- Back Housing for 1 1/8" length Back Housing B520-721 Mortise 1 1/8", 2 Housing screws B520-693, cam screw B520-690 **Order front housing and cam separately**	$9.00
09-993	Service kit-Back Housing for 1 1/4" length B520-722 Mortise 1 1/4", 2 Housing screws B520-693, cam screw B520-690 **Order front housing and cam separately**	10.40
09-994	Service kit -back housing for 1 3/8" length B520-723 Back Housing Mortise 1 3/8", plug extension B590-298, cam screw B520-691, 2 housing screws B520-693. **Order front housing and cam separately**	16.40
09-995	Service kit- back housing for 1 1/2" length Back Housing, B520-724 Mortise 1 1/2", 2 Housing screws B520-693 , plug extension B590-298, cam screw B520-691. **Order front housing and cam separately**	42.80
09-996	Service kit- back housing for 1 5/8" length Back Housing, B520-725 Mortise 1 5/8", 2 Housing screws B520-693, plug extension B590-299, cam screw B520-692. **Order front housing and cam separately**	42.80
09-997	Service kit-back housing for 1 3/4" length Back Housing, B520-726 Mortise 1 3/4", 2 Housing screws B520-693 , plug extension B590-299, cam screw B520-692. **Order front housing and cam separately**	42.80
09-998	Service kit-back housing Rim Cyl Back Housing Rim B520-727, housing screws B520-693, Tail piece B502-899, Driver B502-310, back plate & screws B202-328. **Order front housing and cam separately**	21.40

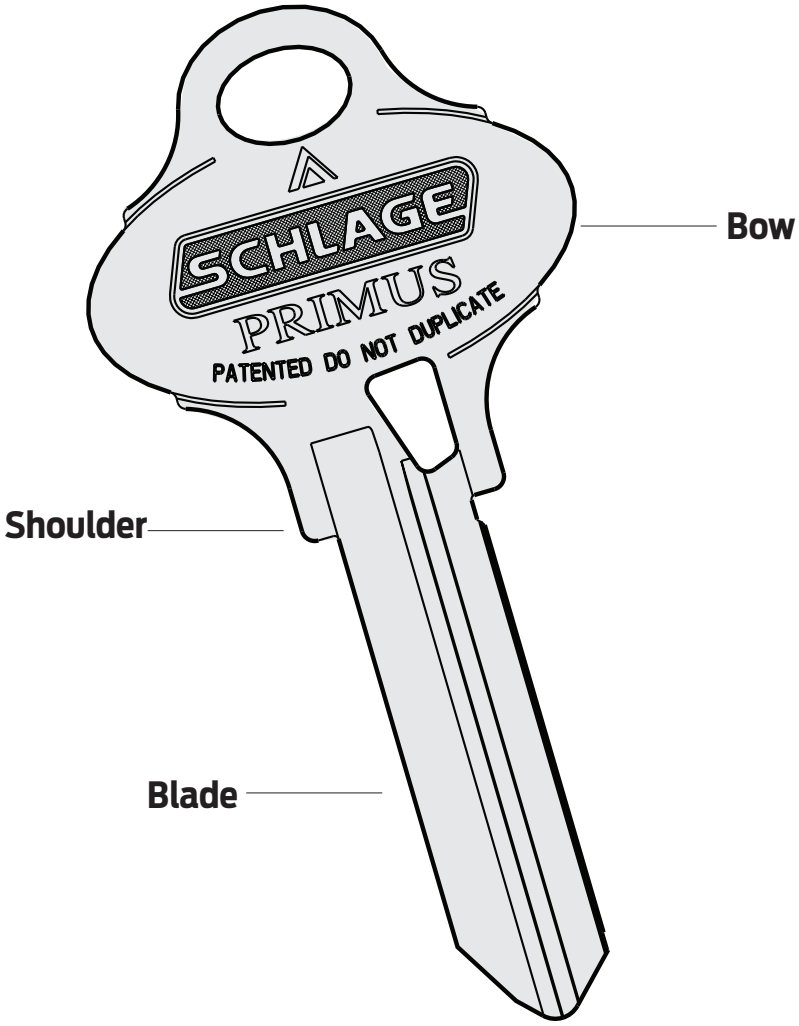
SCHLAGE
PRIMUS
PATENTED DO NOT DUPLICATE
Bow
Shoulder
Blade

Ordering Procedures

To order Schlage products, descriptive data should be in the same sequence as shown below.

Line Item	Qty	Product	Outside		Inside		Hand	Latch	Strike	Dr Thk	Ext	DIM	Additional Details
			DES	FIN	DES	FIN							
1	100	35-272 S123											

Line Item: Line item number
Qty: Quantity
Product: Product number + keyway
Outside Des: Not Applicable
Outside Fin: Not Applicable
Inside Des: Not Applicable
Inside Fin: Not Applicable
Hand: Not Applicable
Latch: Not Applicable
Strike: Not Applicable
Dr Thk: Not Applicable
Ext: Not Applicable
Dim: Not Applicable
Additional Details: Primus XP #, Everest 29 Facility Code, Locksmith ID#, Additional stamping instructions

Common Pricing Information	
1.	Cut keys ordered with locks are priced according to appropriate extra cut key charge listed on page Keys-26.
2.	Grand master sections L, LP (Primus) and Y are supplied in stainless steel only and are recommended to be cut at the factory only.
3.	Stamping standards and charges are listed on page Keys-18.
4.	Keying services and associated charges are listed on page Keys-22.
5.	All primus Level 1+ and 7 key orders must contain the locksmith ID.
6.	All restricted key orders are subject to the restricted keyway sales policies are listed in Terms & Conditions.
7.	Master, grand master sections (H, J, K, L, etc.) for key blanks can be ordered in any quantity and are not subject to the purchasing in multiples of 50

Table of Contents

Keys Ordered Separately **Keys-4**
Classic Standard Key Blanks ... Keys-4
Classic Standard Cut Keys ... Keys-5
Everest® Full Size Standard Key Blanks and Cut Keys ... Keys-6
Everest® Small Format IC Key Blanks and Cut Keys ... Keys-7
Key Blanks, Best® Key Sections ... Keys-7
Everest 29™ Full Size Standard Key Blanks and Cut Keys ... Keys-8
Everest 29™ Small Format IC Key Blanks and Cut Keys ... Keys-9
Classic Primus® Key Blanks, Cut Keys and I.D. Cards ... Keys-10
Classic Primus® XP Key Blanks, Cut Keys and I.D. Cards ... Keys-11
Everest® Primus® Key Blanks, Cut Keys and I.D. Cards ... Keys-12
Everest® Primus® XP Key Blanks, Cut Keys and I.D. Cards ... Keys-15
Split Key Construction Keys ... Keys-17
Special Keys ... Keys-17
Presentation Keys ... Keys-18
Key Stamping **Keys-19**
Cylinder Stamping **Keys-20**
Construction Core Program **Keys-21**
Full Size Construction Core Program ... Keys-21
Small Format Construction Core Program ... Keys-22
Keying Charges **Keys-23**
Contract Master Keying ... Keys-23
Contract Construction Keying (CK)/Split Key Construction Keying ... Keys-23
Other Keying (Non-Master Keyed) ... Keys-23
Residential Master Keying (RMK) and/or Residential Construction Keying (RCK) ... Keys-24
Custom Presentation Keys, Homeowners Document Folders ... Keys-25
Bitting Lists (Transcripts) ... Keys-26
KSC Generic Key Charts ... Keys-26
Keys Ordered with Locks or Cylinders ... Keys-27
Pack Change Keys Independently (PKI) ... Keys-27
SITEMASTER 200® **Keys-28**
Key System Management Software ... Keys-28
How To Order **Forms & Examples**
Letter of Authorization ... Keys-29
Primus Order Check List ... Keys-30
Master Keyed Order Form and Example ... Keys-31
Master Key System System Summary ... Keys-35
Primus Face Sheet ... Keys-45
Primus Signature Form ... Keys-47

Cylinders: Schlage Cylinder and Keyway Terminology.

35-100 (5-Pin Standard)
35-101 (6-Pin)

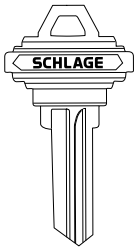

35-130 (5-Pin)
35-131 (6-Pin)

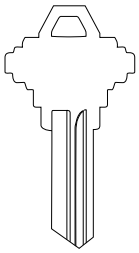

35-102

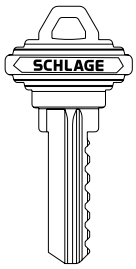

35-056

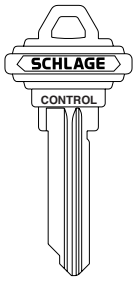

35-140 (5-Pin)
35-141 (6-Pin)

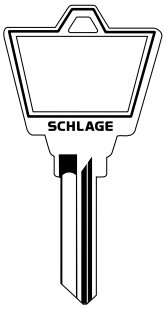

35-143 (5-Pin)
35-144 (6-Pin)

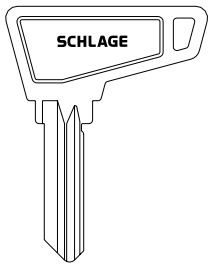

Classic Standard Key Blanks

Part Number		Description	Price Each: Standard Sections	Price Each: Restricted Sections
Standard Bow				
35-100	5-Pin	Standard bow, embossed both sides	Order in multiples of 50	
35-130		Standard bow, unembossed both sides	**$1.50**	**$5.30**
35-101	6-Pin	Standard bow, embossed both sides	Order in multiples of 50	
35-131		Standard bow, unembossed both sides	**2.00**	**7.20**
35-102	Emergency	Standard bow, embossed both sides, notched for all ward positions	**6.30**	
35-056	Control	Standard bow, embossed both sides	**6.50**	
35-076		Standard bow, unembossed both sides		
35-077		Hotel Function, embossed both sides		
35-079		Hotel Function, unembossed both sides		
Large Bow				
35-140	5-Pin	Large bow, embossed both sides	**$5.90**	
35-141	6-Pin			
Access Bow				
35-143*	5-Pin	Access bow, embossed both sides	**$5.90**	
35-144**	6-Pin			
Note:	Large bow custom logo keys are available as key blanks only. Cut keys are not available.			
*	*Available with C, CE, E, and F key sections only.*			
**	*Available with all sections except L and Y.*			

48-100 (5-Pin)
48-101 (6-Pin)

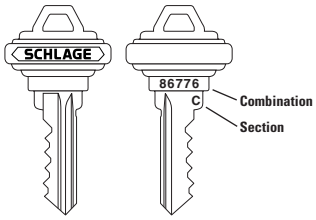

49-100 (5-Pin)
49-101 (6-Pin)

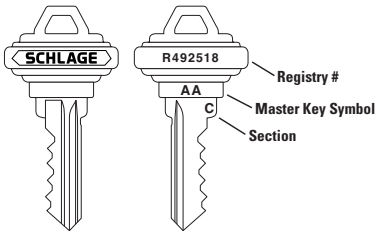

48-056
49-056

Standard markings unless otherwise specified. See page **Keys-18** for additional key stamping information.

Classic Standard Cut Keys

Part Number		Description	Price Each: Standard Sections	Price Each: Restricted Sections
Standard Bow				
48-100	5-Pin	Standard bow, embossed both sides	**$6.20**	**$16.30**
48-101	6-Pin			
48-130	5-Pin	Standard bow, unembossed both sides		
48-131	6-Pin			**–**
48-102	Emergency	Standard bow, embossed both sides, notched for all ward positions	**16.30**	**16.30**
48-056	Control	Standard bow, embossed both sides	**16.30**	**16.30**
48-076		Standard bow, unembossed both sides		
48-077		Hotel Function, embossed both sides		
48-079		Hotel Function, unembossed both sides		
Large Bow				
48-140	5-Pin	Large bow, embossed both sides	**8.90**	**–**
48-141	6-Pin			
Access Bow				
48-143*	5-Pin	Access bow, embossed both sides	**8.90**	–
48-144**	6-Pin			

* *Available with C, CE, E, and F key sections only.*
** *Available with all sections except L and Y.*

Classic Standard Master Keys

Part Number		Description	Price Each
Standard Bow			
49-100	5-Pin	Standard bow, embossed both sides	**10.80**
49-101	6-Pin		
49-130	5-Pin	Standard bow, unembossed both sides	
49-131	6-Pin		
49-102	Emergency	Standard bow, embossed both sides, notched for all ward positions	**16.30**
49-056	Control	Standard bow, embossed both sides	
49-076		Standard bow, unembossed both sides	
49-077		Hotel Function, embossed both sides	
49-079		Hotel Function, unembossed both sides	
Large Bow			
49-140	5-Pin	Large bow, embossed both sides	**14.60**
49-141	6-Pin		
Access Bow			
49-143*	5-Pin	Access bow, embossed both sides	**14.60**
49-144**	6-Pin		

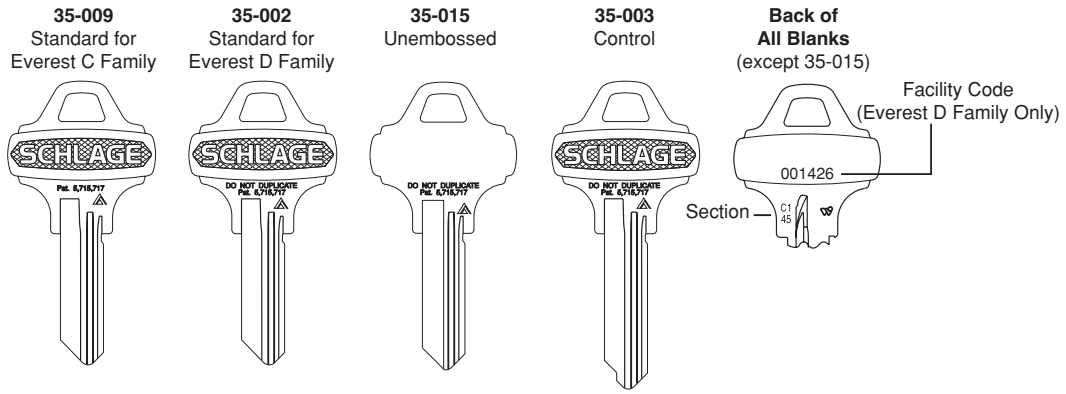

Full Size Everest Standard Key Blanks

Description	Part Number	C Family Open Sections	D Family Restricted Sections
Standard embossed key	35-009	Order in multiples of 50	
		$3.50	—
DO NOT DUPLICATE embossed key	35-002		$7.20
DO NOT DUPLICATE unembossed key	35-015		
Control key, DND embossed	35-003	5.80	7.20
Control key, DND, hotel function	35-016		
Emergency key blank, DND	35-007	5.80	7.20

Note: 1) See page **Keys-12** for key stamping options.

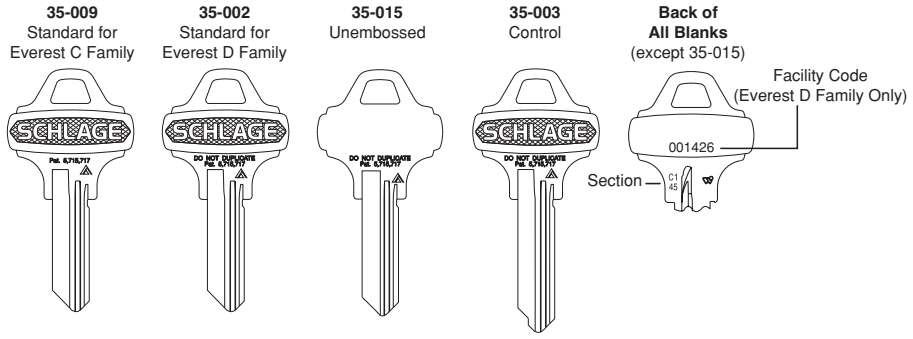

Full Size Everest Standard Cut Keys

Description	Part Number	C Family Open Sections	D Family Restricted Sections
Standard key	48-009	$9.10	—
DO NOT DUPLICATE key	48-002		$16.80
DO NOT DUPLICATE key, unembossed	48-015		
Set-up key	48-013		
Master key	49-009	16.80	—
Master key, DO NOT DUPLICATE	49-002		16.80
Master key, DO NOT DUPLICATE, unembossed	49-015		
Control key DND std., non-factory system	48-003		
Control key DND std., factory system	49-003		
Control key DND, hotel function, non-factory	48-016		
Control key DND, hotel function, factory sys.	49-016		
Emergency key DND, non-factory system	48-007		
Emergency key DND, factory system	49-007		

35-401
Key Blanks

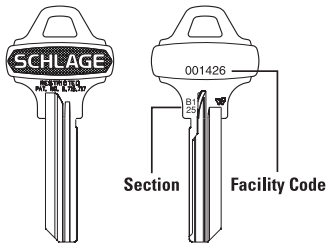

48-401
Operating Keys

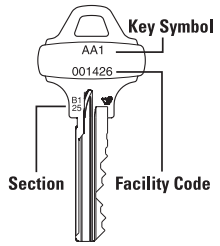

49-356
Control Keys

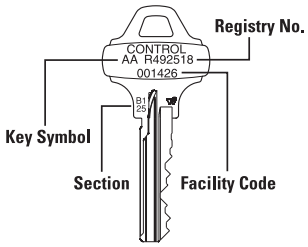

49-401
Master Keys

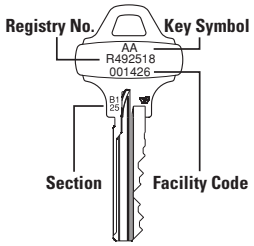

Standard markings unless otherwise specified. See page **Keys-18** for additional key stamping information.

Small Format Interchangeable Core Keys, Everest Restricted Key Sections

Part Number	Description	Price Each
Key Blanks		
35-401	Embossed key blank (control and operating)	Order in multiples of 50 **$6.80**
35-021	Unembossed key blank (control and operating)	
35-425	Embossed key blank (Everest SL) (B keyways only)	
35-426	Unembossed key blank (Everest SL) (B keyways only)	
Cut Keys		
48-401	Embossed operating key	**13.30**
48-021	Unembossed operating key	
49-401	Embossed master key	**13.70**
49-021	Unembossed master key	
49-356	Embossed control key	
49-022	Unembossed control key	
49-425	Embossed master key (Everest SL) (B keyways only)	
49-426	Unembossed master key (Everest SL) (B keyways only)	
48-425	Embossed control key (Everest SL) (B keyways only)	
48-426	Unembossed control key (Everest SL) (B keyways only)	

35-310
Key Blanks



Key Blanks, Best® Key Sections

Part Number	Description	Price Each
35-310	Key blank, 6 or 7-pin Specify keyway using B suffix: AB = A, BB=B, CB=C, DB = D, DDB=DD, EB = E, FB = F, GB = G, HB = H, JB = J, KB = K, LB = L, NB=N, MB = M, RB=R, TBB=TB, TBD=TD, QB=Q.	Order in multiples of 50 **$3.10**
Notes:	Key stamping not available on 35-310 key blanks.	

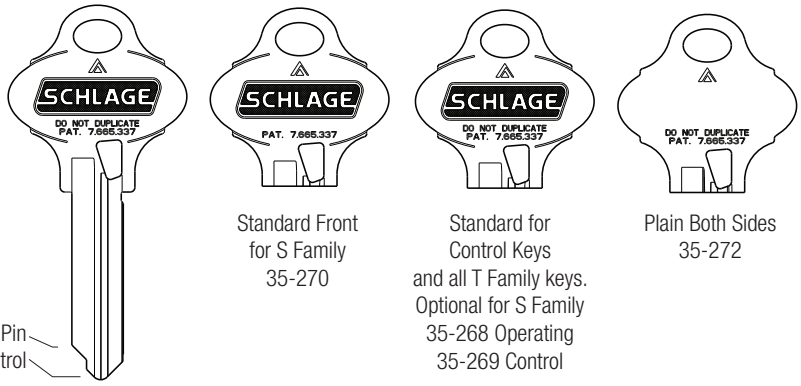

Standard Front
for S Family
35-270

Standard for
Control Keys
and all T Family keys.
Optional for S Family
35-268 Operating
35-269 Control

Plain Both Sides
35-272

Standard markings unless otherwise specified. See **Keys-18** for additional key stamping information.

Full Size Everest 29™ Standard Key Blanks

Description	Part Number	S Family Open Sections	T Family Restricted Sections
Standard embossed key	35-270	Order in multiples of 50	
		$3.60	—
DO NOT DUPLICATE embossed key	35-268		**$7.20**
DO NOT DUPLICATE unembossed key	35-272		
Control key, DND embossed	35-269	**5.80**	**7.20**
Control key, DND, hotel function	35-267		
Emergency key blank, DND	35-271	**6.10**	**7.20**
Everest 29 Shim, duplicating (Order in packs of 10)	40-225	**0.60**	

Full Size Everest 29 Standard Cut Keys

Description	Part Number	S Family Open Sections	T Family Restricted Sections
Standard key	48-270	**$9.10**	—
DO NOT DUPLICATE key	48-268		**$16.80**
DO NOT DUPLICATE key, unembossed	48-272		
Set-up key	48-034		
Master key	49-270	**16.80**	—
Master key, DO NOT DUPLICATE	49-268		**16.80**
Master key, DO NOT DUPLICATE, unembossed	49-272		
Control key DND std., non-factory system	48-269		
Control key DND std., factory system	49-269		
Control key DND, hotel function, non-factory	48-267		
Control key DND, hotel function, factory system	49-267		
Emergency key DND, non-factory system	48-271		
Emergency key DND, factory system	49-271		

35-400
Key Blanks

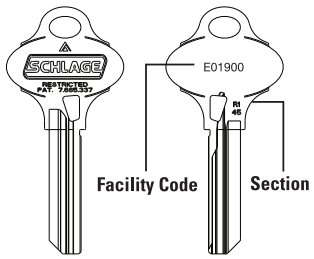

35-264
Operating Keys

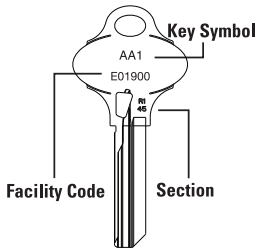

49-355
Control Keys

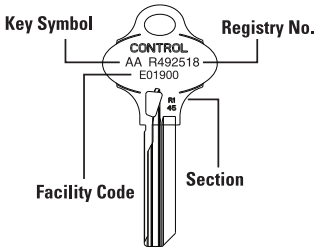

49-400
Master Keys

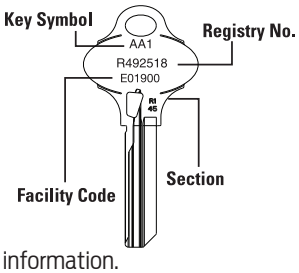

Standard markings unless otherwise specified. See page **Keys-18** for additional key stamping information.

Small Format Interchangeable Core Keys, Everest 29 Restricted Key Sections

Part Number	Description	Price Each
Key Blanks		
35-400	Embossed key blank (control and operating)	Order in multiples of 50 **$7.20**
35-429	Embossed key blank - Everest 29 SL (control and operating - R keyway only)	
35-264	Unembossed key blank (control and operating)	
35-430	Unembossed key blank - Everest 29 SL (control and operating - R keyway only)	
Cut Keys		
48-400	Embossed operating key	**15.70**
48-264	Unembossed operating key	
49-400	Embossed master key	**15.70**
49-264	Unembossed master key	
49-355	Embossed control key	
49-000	Unembossed control key	
49-429	Embossed master key (Everest SL - R keyway only)	
49-430	Unembossed master key (Everest SL - R keyway only)	
48-429	Embossed control key (Everest SL - R keyway only)	
48-430	Unembossed control key (Everest SL - R keyway only)	

Key Blanks

35-157 Front | 35-053 Front | Back of Both



Cut Keys

48-157, 49-157 Front | 48-053, 49-053 Front | Back of Both

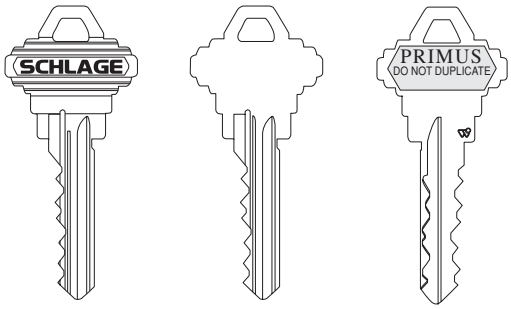

Standard markings unless otherwise specified. See page **Keys-18** for additional key stamping information.

Classic Primus Key Blanks and Cut Keys

Part Number	Description	Price Each
Key Blanks		
35-157	Standard bow, embossed both sides	Order in multiples of 50 **$8.40**
35-053	Standard bow, unembossed one side, "PRIMUS" logo on one side	
35-171	Standard Bow, Stainless steel LP section key	**55.90**
35-172	Control Key, Standard Bow Stainless Steel, LP section only	**55.90**
35-116	Large bow, embossed both sides	**13.70**
35-115	Access bow, embossed both sides	
35-158	Control key, standard bow, embossed both sides	**13.20**
35-052	Control key, standard bow, unembossed one side, "PRIMUS" logo on one side	
35-159	Lockout key, standard bow, embossed both sides	**13.20**
Cut Keys		
48-157	Standard bow, embossed both sides	**20.60**
48-053	Standard bow, unembossed one side, "PRIMUS" logo on one side	
48-171	Standard bow, stainless steel LP section key	**78.90**
48-116	Large bow, embossed both sides	**26.30**
48-115	Access bow, embossed both sides	
48-158	Control key, standard bow, embossed both sides	**20.10**
48-052	Control key, standard bow, unembossed one side, "PRIMUS" logo on one side	
48-172	Control key, stainless steel LP section control key	**90.70**
48-159	Lockout key, standard bow, embossed both sides	**20.60**
Master Keys		
49-157	Standard bow, embossed both sides	**20.60**
49-053	Standard bow, unembossed one side, "PRIMUS" logo on one side	
49-171	Standard bow, stainless steel LP section key	**78.90**
49-116	Large bow, embossed both sides	**26.30**
49-115	Access bow, embossed both sides	
49-158	Control key, standard bow, embossed both sides	**20.60**
49-052	Control key, standard bow, unembossed one side, "PRIMUS" logo on one side	
49-172	Control key, stainless steel LP section control key	**90.70**

Classic Primus I.D. Cards

Part Number	Level	Price Each
40-061	1	Order in multiples of 50 **$3.50**
40-065	1 Plus	
40-062	2	

Key Blanks

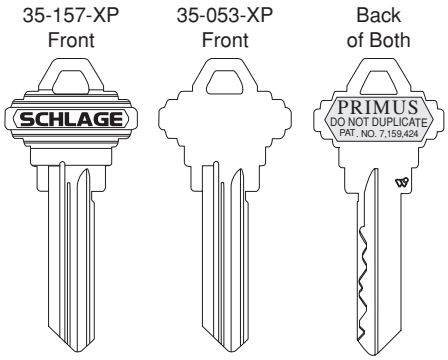

Cut Keys

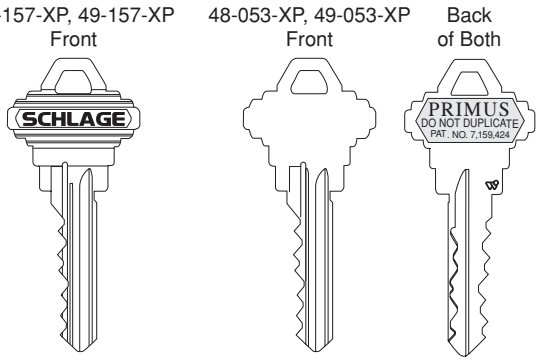

Standard markings unless otherwise specified. See page **Keys-18** for additional key stamping information.

Classic Primus XP Key Blanks and Cut Keys

Part Number	Description	Price Each
Key Blanks		
35-157-XP	Standard bow, embossed both sides	Order in multiples of 50 **$8.40**
35-053-XP	Standard bow, unembossed one side, "PRIMUS" logo on one side	
35-171-XP	Standard Bow, Stainless Steel LP section	**55.90**
35-172-XP	Control Key, Standard Bow Stainless Steel, LP section only	**55.90**
35-116-XP	Large bow, embossed both sides	**13.70**
35-115-XP	Access bow, embossed both sides	
35-158-XP	Control key, standard bow, embossed both sides	**13.20**
35-052-XP	Control key, standard bow, unembossed one side, "PRIMUS" logo on one side	
35-159-XP	Lockout key, standard bow, embossed both sides	**13.20**
Cut Keys		
48-157-XP	Standard bow, embossed both sides	**20.60**
48-053-XP	Standard bow, unembossed one side, "PRIMUS" logo on one side	
48-171-XP	Standard bow, stainless steel LP section key	**78.90**
48-116-XP	Large bow, embossed both sides	**26.30**
48-115-XP	Access bow, embossed both sides	
48-158-XP	Control key, standard bow, embossed both sides	**20.10**
48-052-XP	Control key, standard bow, unembossed one side, "PRIMUS" logo on one side	
48-172-XP	Control key, stainless steel LP section control key	**90.70**
48-159-XP	Lockout key, standard bow, embossed both sides	**20.60**
Master Keys		
49-157-XP	Standard bow, embossed both sides	**20.60**
49-053-XP	Standard bow, unembossed one side, "PRIMUS" logo on one side	
49-171-XP	Standard bow, stainless steel LP section key	**78.90**
49-116-XP	Large bow, embossed both sides	**26.30**
49-115-XP	Access bow, embossed both sides	
49-158-XP	Control key, standard bow, embossed both sides	**20.60**
49-052-XP	Control key, standard bow, unembossed one side, "PRIMUS" logo on one side	
49-172-XP	Control key, stainless steel LP section control key	**90.70**

Classic Primus I.D. Cards

Part Number	Level	Price Each
40-061-XP	1	Order in multiples of 50 **$3.50**
40-065-XP	1 Plus	
40-062-XP	2	

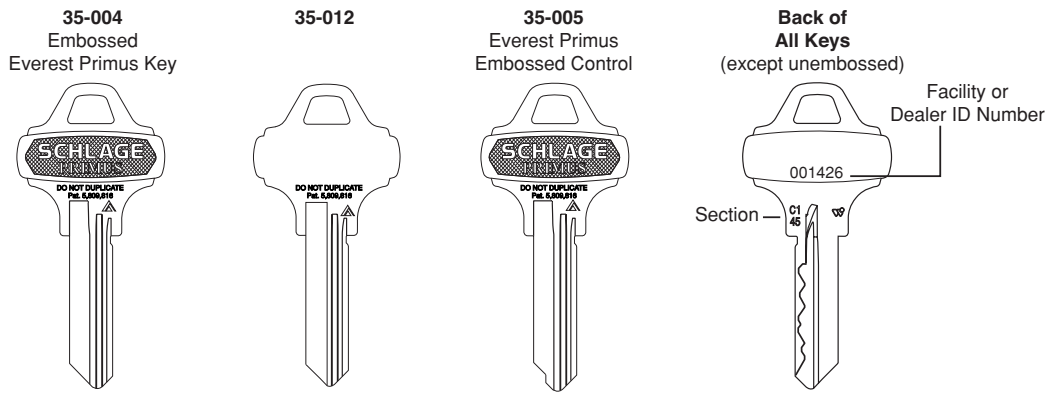

Standard markings unless otherwise specified. See page **Keys-18** for additional key stamping information.

Everest Primus Key Blanks and Cut Keys

Part Number	Description		Price Each
Key Blanks			
35-004	6-Pin	Standard bow, embossed one side	Order in multiples of 50 **$8.50**
35-012		Standard bow, unembossed	
35-005	Control	Control key, standard bow, embossed one side	**13.40**
35-013		Control key, standard bow, unembossed	
35-006	Lockout	Lockout key, standard bow, embossed one side	
35-019		Lockout key, standard bow, unembossed	
Cut Keys			
48-004	6-Pin	Standard bow, embossed one side	**20.60**
48-012		Standard bow, unembossed	
48-005	Control	Control key, standard bow, embossed one side	
48-020		Control key, standard bow, unembossed	
48-006	Lockout	Lockout key, standard bow, embossed one side	
48-019		Lockout key, standard bow, unembossed	
Master Keys			
49-004	6-Pin	Standard bow, embossed one side	**20.60**
49-012		Standard bow, unembossed	
49-005	Control	Control key, standard bow, embossed one side	
49-020		Control key, standard bow, unembossed	

Everest Primus I.D. Cards

Part Number	Level	Price Each
40-060	1	Order in multiples of 50 **$4.30**

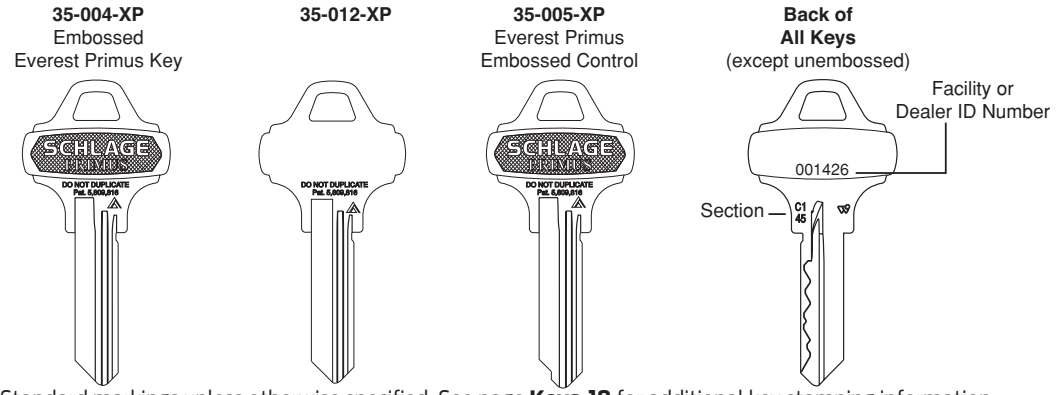

Standard markings unless otherwise specified. See page **Keys-18** for additional key stamping information.

Everest Primus XP Key Blanks and Cut Keys

Part Number	Description		Price Each
Key Blanks			
35-004-XP	6-Pin	Standard bow, embossed one side	Order in multiples of 50 $**8.50**
35-012-XP		Standard bow, unembossed	
35-005-XP	Control	Control key, standard bow, embossed one side	**13.40**
35-013-XP		Control key, standard bow, unembossed	
35-006-XP	Lockout	Lockout key, standard bow, embossed one side	
35-019-XP		Lockout key, standard bow, unembossed	
Cut Keys			
48-004-XP	6-Pin	Standard bow, embossed one side	**20.60**
48-012-XP		Standard bow, unembossed	
48-005-XP	Control	Control key, standard bow, embossed one side	
48-020-XP		Control key, standard bow, unembossed	
48-006-XP	Lockout	Lockout key, standard bow, embossed one side	
48-019-XP		Lockout key, standard bow, unembossed	
Master Keys			
49-004-XP	6-Pin	Standard bow, embossed one side	**20.60**
49-012-XP		Standard bow, unembossed	
49-005-XP	Control	Control key, standard bow, embossed one side	
49-020-XP		Control key, standard bow, unembossed	

Everest Primus XP I.D. Cards

Part Number	Level	Price Each
40-060-XP	7 or 8	Order in multiples of 50 **$4.30**

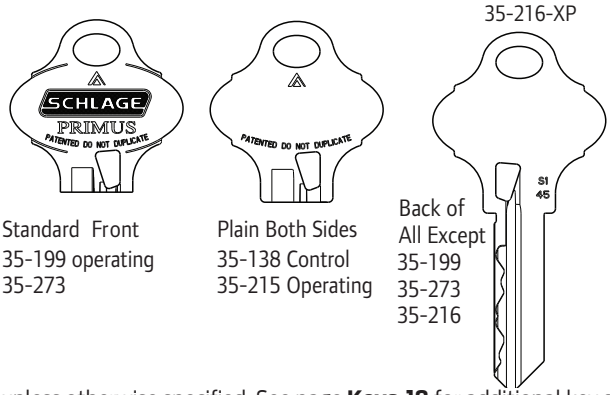

Standard markings unless otherwise specified. See page **Keys-18** for additional key stamping information.

Everest 29 Primus Key Blanks and Cut Keys

Part Number	Description		Price Each
Key Blanks			
35-199	6-Pin	Standard bow, embossed one side	Order in multiples of 50 **$8.80**
35-215		Standard bow, unembossed	
35-273	Control	Control key, standard bow, embossed one side	**14.00**
35-138		Control key, standard bow, unembossed	
35-216	Lockout	Lockout key, standard bow, embossed one side	
35-218		Lockout key, standard bow, unembossed	
Cut Keys			
48-199	6-Pin	Standard bow, embossed one side	**21.60**
48-215		Standard bow, unembossed	
48-273	Control	Control key, standard bow, embossed one side	
48-014		Control key, standard bow, unembossed	
48-216	Lockout	Lockout key, standard bow, embossed one side	
48-218		Lockout key, standard bow, unembossed	
Master Keys			
49-199	6-Pin	Standard bow, embossed one side	**21.60**
49-215		Standard bow, unembossed	
49-273	Control	Control key, standard bow, embossed one side	
49-023		Control key, standard bow, unembossed	

Everest 29 Primus I.D. Cards

Part Number	Level	Price Each
40-060	7 or 8	Order in multiples of 50 **$4.30**

Standard Front
35-199-XP Operating
35-273-XP

Plain Both Sides
35-138-XP Control
35-215-XP Operating

Back of All Except
35-199-XP
35-273-XP
35-216-XP

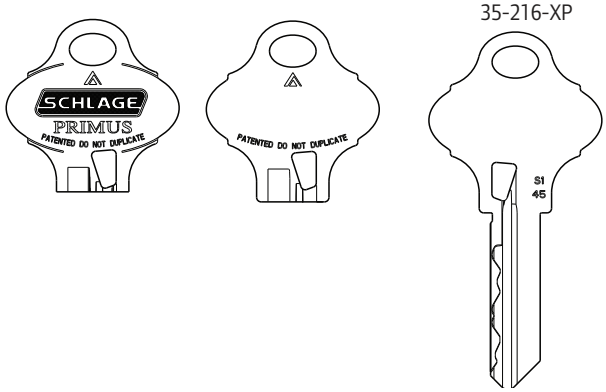

Standard markings unless otherwise specified. See page **Keys-18** for additional key stamping information.

Everest 29 Primus XP Key Blanks and Cut Keys

Part Number	Description		Price Each
Key Blanks			
35-199-XP	6-Pin	Standard bow, embossed one side	Order in multiples of 50 **$8.80**
35-215-XP		Standard bow, unembossed	
35-273-XP	Control	Control key, standard bow, embossed one side	**14.00**
35-138-XP		Control key, standard bow, unembossed	
35-216-XP	Lockout	Lockout key, standard bow, embossed one side	
35-218-XP		Lockout key, standard bow, unembossed	
Cut Keys			
48-199-XP	6-Pin	Standard bow, embossed one side	**21.60**
48-215-XP		Standard bow, unembossed	
48-273-XP	Control	Control key, standard bow, embossed one side	
48-014-XP		Control key, standard bow, unembossed	
48-216-XP	Lockout	Lockout key, standard bow, embossed one side	
48-218-XP		Lockout key, standard bow, unembossed	
Master Keys			
49-199-XP	6-Pin	Standard bow, embossed one side	**21.60**
49-215-XP		Standard bow, unembossed	
49-273-XP	Control	Control key, standard bow, embossed one side	
49-023-XP		Control key, standard bow, unembossed	

Everest 29 Primus XP I.D. Cards

Part Number	Level	Price Each
40-060-XP	7 or 8	Order in multiples of 50 **$4.30**

Everest B Keyway Family Primus XP Key Blanks and Cut Keys

Part Number	Description	Price Each
Key Blanks		
35-421-XP	Standard Bow, Embossed one side	Order in multiples of 50 $8.80
35-422-XP	Standard Bow, Unembossed	
35-427-XP	Standard Bow, Embossed - Control (Everest SL - B keyway only)	
35-428-XP	Standard Bow, Unembossed- Control (Everest SL - B keyway only)	
Cut Keys		
48-421-XP	Standard Bow, Embossed one side	21.60
48-422-XP	Standard Bow, Unembossed	
48-427-XP	Standard Bow, Embossed (Everest 29 SL)	
48-428-XP	Standard Bow, Unembossed (Everest 29 SL)	
Master Keys		
49-421-XP	Standard Bow, Embossed one side	21.60
49-422-XP	Standard Bow, Unembossed	
49-427-XP	Standard Bow, Embossed - Control (Everest SL - B keyway only)	
49-428-XP	Standard Bow, Unembossed - Control (Everest SL - B keyway only)	

35-421-XP
Front Back

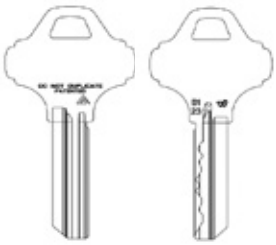

35-422-XP
Front Back

Everest 29 R Keyway Family Primus XP Key Blanks and Cut Keys

Part Number	Description	Price Each
Key Blanks		
35-423-XP	Standard Bow, Embossed one side	Order in multiples of 50 $8.80
35-424-XP	Standard Bow, Unembossed	
35-431-XP	Standard Bow, Embossed - Control (Everest 29 SL - R keyway only)	
35-432-XP	Standard Bow, Unembossed - Control (Everest 29 SL)	
Cut Keys		
48-423-XP	Standard Bow, Embossed one side	21.60
48-424-XP	Standard Bow, Unembossed	
48-431-XP	Standard Bow, Embossed - Control (Everest 29 SL - R keyway only)	
48-432-XP	Standard Bow, Unembossed - Control (Everest 29 SL - R keyway only)	
Master Keys		
49-423-XP	Standard Bow, Embossed one side	21.60
49-424-XP	Standard Bow, Unembossed	
49-431-XP	Standard Bow, Embossed - Control (Everest 29 SL - R keyway only)	
49-432-XP	Standard Bow, Unembossed - Control (Everest 29 SL - R keyway only)	

35-423-XP
Front Back

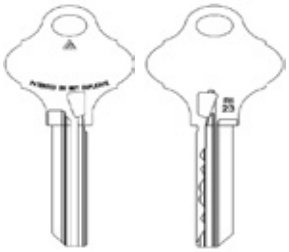

35-424-XP
Front Back

Classic	Everest®	Everest 29	Standard	Hotel Cylindrical
35-104 Key Blank **48-104** Cut Key	**35-008** Key Blank **48-008** Cut Key	**35-097** Key Blank **48-097** Cut Key	**35-110** Classic Blank **48-113** Classic Cut **35-289** Everest Blank **48-289** Everest Cut	**35-111** Classic Blank **48-114** Classic Cut **35-231** Everest Blank **48-039** Everest Cut
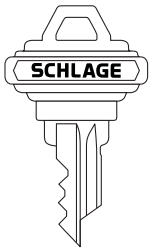		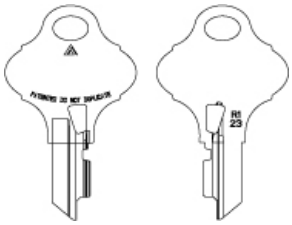		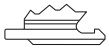

35-057

Split Key Construction Keys

Description	Part Number: Classic	Part Number: Everest	Part Number: Everest 29	Price Each
Key Blanks				
Construction key, standard bow, embossed	35-104	35-008	35-097	**$6.60**
Construction insert	35-110	35-289	35-289	**9.20**
Construction insert, A85, AL85, D85, ND85, or H185 function	35-111	35-231	35-231	
Extractor tool	35-057			**22.50**
Cut Keys				
Construction key, standard bow, embossed	48-104	48-008	48-097	**6.60**
Construction insert	48-113	48-289	48-289	**9.20**
Construction insert, A85, AL85, D85, ND85, or H185 function	48-114	48-039	48-039	

Notes: Split key construction keys are NOT available for interchangeable core cylinders.

Split key construcion keys are ONLY available in L, Y, 0000 and ZZZZ Classic sections, C000 and D000 Everest sections and S000 and T000 Everest 29 sections.

35-250	35-251	L583-233-458	M504-271
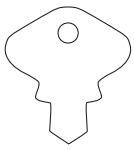	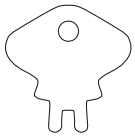	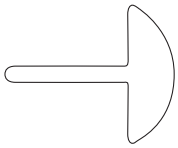	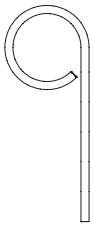

Special Keys

Part Number	Description	Price Each
35-250	Emergency key, A40, AL40, D40, or ND40 function	**$5.30**
35-251	Spanner key, A85, AL85, D85, ND85, or H185 function	
L583-233-458	Emergency turn, L9040 function (note: for L9040 with outside indicator, a small flathead screwdriver is used instead of an emergency turn)	**19.10**
M504-271	Emergency key, F40 or S40 function	**1.60**
61-509	Emergency release key standard size, for occupancy deadbolts (Includes one key, ring, and instruction tag.)	**11.00**
61-510	Emergency release key large, for occupancy deadbolts (Includes one key, ring, and instruction tag.)	**20.90**

35-223 35-224	35-227 35-228	35-229

Presentation Keys

Part Number		Description	Price Each
Key Blanks			
35-223	5-Pin	Velvet case with 2 standard bow Classic gold plated blanks, embossed both sides	**$175.00**
35-224	6-Pin		
35-227	5-Pin	Velvet case with 1 large bow Classic gold plated blank, embossed both sides	
35-228	6-Pin		
35-229	6-Pin	Velvet case with 1 Everest gold plated blank	
Cut Keys			
48-223	5-Pin	Velvet case with 2 standard bow Classic gold plated keys, embossed both sides	**$191.00**
48-224	6-Pin		
48-227	5-Pin	Velvet case with 1 large bow Classic gold plated key, embossed both sides	
48-228	6-Pin		
48-229	6-Pin	Velvet case with 1 Everest gold plated key	
Master Keys			
49-223	5-Pin	Velvet case with 2 standard bow Classic gold plated keys, embossed both sides	**$207.00**
49-224	6-Pin		
49-227	5-Pin	Velvet case with 1 large bow Classic gold plated key, embossed both sides	
49-228	6-Pin		
49-229	6-Pin	Velvet case with 1 Everest gold plated key	
Note:	Customized presentation keys require high-resolution logo file in “tiff” or “eps” format.		

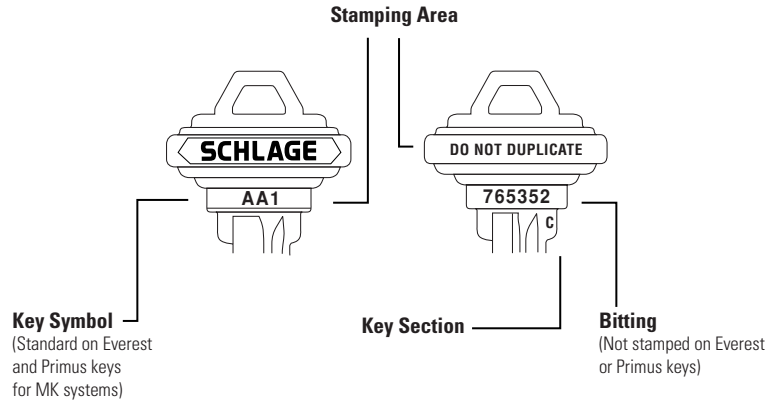

Key Stamping

Description	Notes	Key Type	Specify	Part Number	Price Each Key
Visual Key Control (VKC) with standard key symbols	1, 9	Classic Standard	Stamp key symbol on key	50-217	**$2.80**
	1, 2	Everest & all Primus	(furnished as standard)	—	**N/C**
Non-standard code	1, 5, 8	All Standard & all Primus	Non-standard code	50-003	**7.40 per side**
DO NOT DUPLICATE		Classic Standard	Stamp key "Do Not Duplicate"	XQ06-878	**N/C**
		Everest C or Everest 29 S Family Standard	Use 35-002 blanks (C) or 35-268 (S)	—	
	3	Everest B or Everest 29 R Family	(furnished as standard)		
		Everest D, Everest 29 T Family, all Primus			
Custom die stamp	4, 5	All Standard & all Primus	Die Stamp Information	50-219	**5.00 per side**
Delete key section from bow		Classic and Everest Standard, Classic and Everest Primus/Primus XP, Everest Primus	Delete key section	50-220	**5.00**
Bitting not stamped	9	Classic Standard	Delete key combination	50-221	**2.80**
		Everest & all Primus	(furnished as standard)	—	**N/C**
Stamp bitting		Classic Standard	(furnished as standard)	—	**N/C**
	6	Everest C or Everest 29 S Family Standard	Stamp key bitting	50-233	**7.40**
Stamp with Serial Number	7	Restricted Everest (B, D), Everest 29 (R, T)	Stamp Key with Serial Number	50-229	**2.90**

Notes:

1.) Maximum of 6 characters for VKC, Non Standard Code
2.) Specify "delete key symbol on key" if VKC is not required. Available at no charge.
3.) Everest B and Everest 29 R Family keys are stamped "RESTRICTED".
4.) Contact product support, new dies are subject to a one time charge that is quoted through RFQ process; all new dies remain the property of Schlage Lock Company.
5.) Only available on unembossed keys.
6.) Not available on Primus or Everest B and D or Everest 29 R and T Family keys or on keys with key symbols stamped (VKC).
7.) Serial Number is a Straight Numerical Sequence comprised of 8 digits including leading zeros..
8.) Sequential stamping will be charged as non-standard code (example: AA1-1, AA1-2, etc.).
9.) When selecting VKC (50-217) with DHI standard key symbols for Classic Standard systems, Delete Combination (50-221) will be included at no charge.

When ordered with a lock or cylinder, 50-XXX charges will be added as an option to the product when applicable. Stand alone 50-XXX Charges will be separate lines and priced separately.

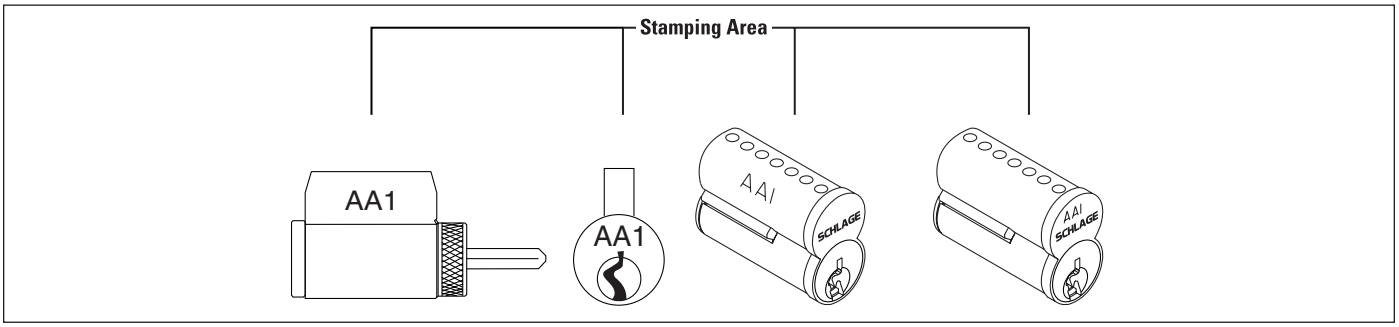

Cylinder Stamping

Description	Notes	Key Type	Specify	Part Number	Price Each
Visual Key Control (VKC) with standard key symbols or non standard codes	1	Classic Standard, Everest C & D, Everest 29 S &T Standard, (Not available for Primus or Primus XP)	Stamp key symbol or non-conventional code on face (VKC) or Cylinder or core.	50-002	**$6.80**
		Everest B Family and Everest 29 R (SFIC)		—	**N/C**
Concealed Key Control (CKC) with standard key symbols or Non-standard codes	1	Classic Standard, Everest C & D, Everest 29 S &T Standard, Primus and Primus XP cylinders	Stamp key symbol or non-conventional code on side (CKC) of core	50-216	**$6.80**
		Everest B Family and Everest 29 R (SFIC)		—	**N/C**
Note:	Maximum of 6 characters for VKC, Non Standard Code or Serial number stamping.				

When ordered with a lock or cylinder, 50-XXX charges will be added as an option to the product when applicable. Stand alone 50-XXX Charges will be separate lines and priced separately.

Full Size Construction Core Program

Temporary construction cores may be ordered with full size interchangeable core locks, mortise cylinders and rim cylinders. These cores may also be ordered separately. All construction cores are assessed a non-refundable handling charge (50-231). See **Terms & Conditions** for more information.

Features:

- 6-Pin C keyway.
- Construction cores have a two-tone face: the faceplate is a flat black finish (622) and the plug is unfinished brass.
- Back of each core is marked with the letter that identifies the keyed alike group: A, B or C.
- Construction cores are furnished with no keys (NCK). **Cut keys must be ordered separately.**
- A control key is required to install and remove construction cores. **Control keys must be ordered separately.** If a control key is not ordered, one will be supplied at a charge of $16.30.
- Construction cores may be returned for credit. Contact your Schlage representative for return authorization. Credit is issued upon receipt of cores at our factory.

23-030-ICX

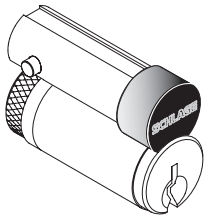

48-101-ICX

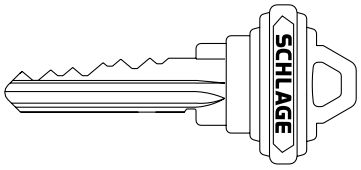

48-056-ICX

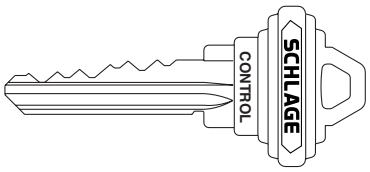

Full Size Construction Core Program

Part Number	Description	Specify	Price Each
23-030-ICX	Construction core	New jobs: Specify "ICX" Existing jobs: Specify "ICA", "ICB" or "ICC".	**$73.00**
48-101-ICX	Cut key for construction phase (order separately)		**8.20**
48-056-ICX	Cut control key (order separately)		**16.30**
50-231	Non-refundable handling charge (per core)		**10.40**
Notes:	To order mortise and rim cylinders with full size construction cores for a new job, suffix **ICX** to non-Primus cylinder number. Example: 30-008 ICX. For existing construction core combinations, specify **ICA, ICB,** or **ICC**. Construction cores for a given project are keyed alike to one of a limited number of combinations nationwide. Other Schlage projects in the same area using the same or different contractors may use the same key. Where a higher degree of security is desired, order a set of Standard or Primus® cores in 606 or 626 finish keyed alike to a random combination. Specify "KA Group 1". Such cores would not be assessed the handling fee and are not returnable to Schlage.		

Example:

Example for construction core charges and credits. distributor XYZ ordered 150 construction cores with 20 keys and one control key. The following charges apply to this order:

1. 23-030-ICX construction cores (150 units).
2. 48-101-ICX cut keys (20 units).
3. 48-056-ICX cut control key (1 unit).
4. 50-231 Non-refundable handling charge (150 units-one per core ordered).

Upon return of the cores to the factory the distributor will be credited for the following:

1. 23-030-ICX construction cores (150 units).

There is no credit for the keys or handling fee.

Small Format Construction Core Program

Temporary construction cores may be ordered with small format interchangeable core locks, mortise cylinders and rim cylinders. These cores may also be ordered separately. All construction cores are assessed a non-refundable handling charge (50-231). See **Terms & Conditions** for more information.

Features:

- Best® A keyway
- Construction cores have a green or brown face. Each color is keyed alike to its own operating and control key.
- Construction cores are furnished with no keys (NCK). **Cut keys must be ordered separately. If construction operating keys are not ordered, one 48-310 cut key will be provided per order at a charge of $8.70 unless specifically stated to not include.**
- A control key is required to install and remove construction cores. **Control keys must be ordered separately. If a control key is not ordered, one will be supplied at a charge of $16.30.**
- Construction cores may be returned for credit. Contact your Schlage representative for return authorization. Credit is issued upon receipt of cores at our factory.
- Small format disposable cores may not be returned for credit.

80-035

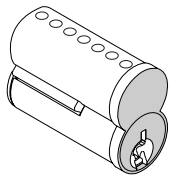

48-310



48-311

Small Format Construction Cores

Part Number	Description	Specify	Price Each
48-310	Cut key for construction phase (order separately)	Schlage assigns the color for each order at random. If a specific color is required, specify "GRN" for green and "BRN" for brown cores.	**$8.70**
48-311	Cut control key (order separately)		**16.30**
80-035	Construction core		**44.00**
50-231	Non-refundable handling charge (per core)		**10.40**

M204-152

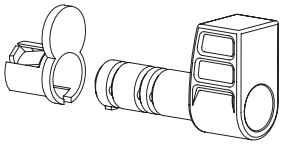

Small Format Disposable Cores

Part Number	Description	Price Each
M204-152	Disposable plastic construction core	**$6.10**

Example:

Example for construction core charges and credits. distributor XYZ ordered 150 construction cores with 20 keys and one control key. The following charges apply to this order:

1. 80-035 construction cores (150 units).
2. 48-310 cut keys (20 units).
3. 48-311 cut control key (1 unit).
4. 50-231 Non-refundable handling charge (150 units-one per core ordered).

Upon return of the cores to the factory the distributor will be credited for the following:

1. 80-035 construction cores (150 units).

There is no credit for the keys or handling fee.

Contract Master Keying

Part Number	Description	Price Each
50-210	Cylinder Master keyed (MK), grand master keyed (GMK), Emergency Master keyed (EMK), and Single keyed (SKD) groups (charge does not apply to interchangeable core)	**$20.10**
—	Interchangeable core Master keyed (MK), grand master keyed (GMK), and Single keyed (SKD) groups	**N/C**
Note:	The Schlage Master Key Department determines and makes the final decision in the selection and use of key sections. 100% Expansion is allowed for new master key systems unless.	

Contract Construction Keying (CK)/Split Key Construction Keying

Part Number	Description	Price Each
50-211	Cylinder Construction keyed (CK)	**$11.80**
Notes:	Construction keyed cylinder charges are in addition to master keying charges.	
	Pack Keys Individual (PKI) 60-000 packing is included at no extra charge.	
	Construction keying not available with Primus cylinders or interchangeable cores. Construction cores may be ordered for Interchangeable core locks, mortise cylinders or rim cylinders for use during construction. See Construction Core Program).	
	Split Key construction keying requires 6 pin cylinders.	
	Construction master keys must be ordered separately	
	Extractor tool (35-057) will be added to all split key construction key orders unless specifically notes to exclude. Charge for 35-057 is $21.80.	

Other Keying (Non-Master Keyed)

Part Number	Description	Price Each
—	Cylinder keyed different (KD) or keyed alike to a Schlage selected combination (KA) in sets of 2 or more, include FSIC.	**N/C**
—	Cylinder 0-bitted or 1-bitted, as applicable*	**N/C**
50-001	Standard and Primus cylinder keyed to a specified combination	**$10.00**
*	*Standard non-IC cylinders: Available 0-Bitted. 1-Bitted is not available and if specified, 0-bitted will be furnished. Standard IC cylinders: Furnished 1-bitted. 0-Bitted is not available and if specified, 1-bitted will be furnished.* *Primus cylinders: All Furnished 0-bitted. 1 bitted is not available and if specified, 0-bitted is furnished.*	

When ordered with a lock or cylinder, 50-XXX charges will be added as an option to the product when applicable. Stand alone 50-XXX Charges will be separate lines and priced separately.

Residential Master Keying (RMK) and/or Residential Construction Keying (RCK)

Qualifications:

- Residential projects.
- RMK and/or RCK must be specified on the order.
- Systems are available in 5-Pin C keyway only.
- Systems cannot be combined with Contract Master Key systems.
- Two levels of keying maximum (Change Key and Master Key levels only).
- Maison keying allowed.
- Door detailing and labeling allowable as listed below.

Residential Master Keying (RMK)

Part Number	Description	Price Each
50-223	Cylinder Residential Master keyed (RMK)	**$2.60**
49-100	Residential Master Key - Not offered for commercial products	**10.80**

Residential Construction Keying (RCK)/Lost Ball Construction Keying

Part Number	Description	Price Each
50-224*	Cylinder Residential Construction keyed (RCK)	**$2.60**
48-100	Residential Construction Master Key	**6.20**
Notes:	Lost ball construction device is triggered by the highest level permanent key unless otherwise specified.	
	Change keys packed in envelopes and packed in lock box. PKI packing available at no additional charge.	
	Residential Construction keying charges are in addition to Residential Master keying charges.	

When ordered with a lock or cylinder, 50-XXX charges will be added as an option to the product when applicable. Stand alone 50-XXX Charges will be separate lines and priced separately.

35-135-C	MS-J175
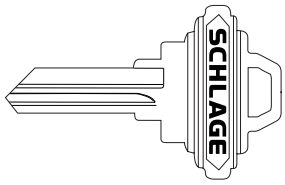	

Custom Presentation Keys

Part Number	Description	Price Each
35-135-C*	Large bow custom logo key (minimum order quantity: 400 keys)	**$3.00**
50-230	Die charge for key customization (one time charge on initial order)	**252.00 net**
*	*Send Building Partnerships orders to address given at bottom of page.*	
Notes:	Large bow custom logo keys are available as key blanks only. Cut keys are not available.	
	Customized presentation keys require high-resolution logo file in "tiff" or "eps" format.	

Homeowners Document Folders

Part Number	Description	Price Each
MS-J175*	Document folder, plain	**$6.30**
MS-J175*	Document folder, customized (minimum customized order quantity: 100 folders)	**10.50**
*	*Send Building Partnerships orders to address given at bottom of page.*	
Customized presentation keys require high-resolution logo file in "tiff" or "eps" format.		

Send Building Partnerships orders to:

Trade Marketing
Schlage Lock Company
Residential Customer Service
2119 E. Kansas City Rd.
Olathe, KS 66061
FAX: (800) 366-5625
email: res_contact_center@allegion.com

Bitting Lists (Transcripts)

Part Number	Description	Price Each
50-123	Bitting list for factory master keyed products (requires written authorization from end-user).	**$233.00***
50-120	Establish new master key system for field master keying (one-time charge). Each bitting is assessed a 50-121 or 50-122 charge below.	**34.80**
50-121	New master key bitting for cylinders keyed in the field. 50-120 charge assessed if this bitting establishes a new system.	**4.50**
50-122	New change key bitting for cylinders keyed in the field.	**3.50**
*	*Can be used for SiteMaster download (keying and bitting details) if ordered as such. Please specify SiteMaster download file if applicable in the details column. Information reequired: is Structure or original order number, end user name, city and state (used to verify the structure number). Also required is an email address for the end user, include their full name to address the email and a "Letter Of Authorization".*	

KSC Generic Key Charts

Part Number	Description	Price Each
50-600	6-Pin system with 4,096 change combinations furnished	**$1,292.00**
50-700	7-Pin system with 16,384 change combinations furnished	**$1,674.00**
Notes:	KSC systems are for dealer or end-user maintained master key systems. KSC systems cannot be converted or tied to factory established or factory maintained systems.	
	KSC systems are furnished with instruction manual and binder.	
	Number of valid/ usable change combinations provided in 50-600 is not guaranteed due to system constraints. 4,096 is the theoretical number possible, actual number of valid/ usable changes will vary.	

When ordered with a lock or cylinder, 50-XXX charges will be added as an option to the product when applicable. Stand alone 50-XXX Charges will be separate lines and priced separately.

Keys Ordered with Locks or Cylinders (2 std bow keys provided with keyed locks or cylinders)

Part Number	Description	Price Each
50-214	Extra cut Primus keys ordered with lock or cylinder.	**$11.20**
50-215	Extra cut standard bow Classic or Everest C or Everest 29 S Family keys ordered with lock or cylinder	**4.30**
50-227	Extra cut large bow or access bow keys ordered with lock or cylinder	**6.70**
50-228	Cut large bow or access bow keys substituted for standard bow Classic keys	**3.10**
50-232	Extra cut Classic restricted families, Everest B Family, Everest D, Everest 29 R and Everest 29 T family keys ordered with lock or cylinder.	**8.20**

Pack Change Keys Independently (PKI)

Part Number	Description	Price Each
60-000	Pack change keys independently (PKI) for split key construction keying	**N/C**
60-001	Pack change keys independently (PKI)	**$0.60**

When ordered with a lock or cylinder, 50-XXX charges will be added as an option to the product when applicable. Stand alone 50-XXX Charges will be separate lines and priced separately.

SITEMASTER 200®

Key System Management Software

Description	Part Number	Price Each
Windows Full Version on CD	SM01-391	**$2598.00**
Windows Full Version with Lockshop Enhancement	SM01-392	**2,873.00**
Notes: SiteMaster manuals have been replaced by an extensive help menu on the CD		
SiteMaster comes without any information loaded. The download file needs to be ordered (see Part Number 50-123 Page 347 ordering instructions) and Schlage is not responsible to load personnel information, etc.		

Forms

Description	Part Number	Price Each
Key Record Form (order in multiples of 50)	SM01-210	**$0.48**

Download Free Demonstration Software at allegion.com/us

DISTRICT 10

End User Letterhead - REQUIRED

District 10 Schools
555 Main Street
End User City, State 55555
(555) 555-5555

May 1, 2003 ← ***Date - REQUIRED***

To: Schlage Dealer
100 East Avenue
Dealer City, State 11111

Dealer Name - RECOMMENDED

Include Registry Number & Facility Code (stamped on keys) for existing key systems

RE: District 10, Jones Elementary School ← ***Facility Name - REQUIRED***

Please consider this authorization to ship product for the above-referenced project.

Jones Elementary School is to be keyed using a new Everest D Restricted Key System. For security reasons, we would like to have all keys for this facility shipped to a location other than the job site. Master keyed products, however, can be shipped directly to the site. This letter authorizes Schlage to ship our restricted products to the following addresses:

Master Keyed Products, Construction Keys, Locks Less Cylinders, and Locks with Construction Cores
Attn: Building Project Manager
District 10 Schools
555 Main Street
End User City, State 55555

Master Keys, Change Keys, Control Keys, and Key Blanks
Attn: Locksmith
District 10 Lockshop
1201 Fifth Avenue
End User City, State 55555

Authorized Ship-To Addresses - REQUIRED

These two addresses above serve as our only authorized shipment addresses for all orders placed for our facility. We understand that this letter will be kept on file and referenced for our future orders and that a new letter is only required to add, remove, or change authorized shipping locations.

Sincerely,

End User Representative
Facilities Manager

End User Representative Signature - REQUIRED

Letter may be mailed or faxed to Schlage
Schlage Restricted Order Processing
3899 Hancock Expressway
Colorado Springs, CO 80911

PRIMUS AND EVEREST PRIMUS ORDERING CHECKLIST

TO FACILITATE ORDER ENTRY FOR KEYS, CYLINDERS, AND CARDS

IMPORTANT NOTES

To expedite processing of all Primus orders, it is highly recommended that Primus products be ordered separately

For Level One Plus and 7, All Cylinder Orders Will Be Supplied LESS KEYBLANKS Unless Otherwise Specified

For All Other Levels, All Cylinder Orders Will Be Supplied WITH KEYBLANKS Unless Otherwise Specified

PRIMUS	EVEREST PRIMUS
FOR LEVEL ONE ✓ The Distributor's Primus number **MUST** be provided ✓ The Sequence number **MUST** be provided	**FOR LEVEL SEVEN** ✓ The Distributor's Primus number **MUST** be provided ✓ The Locksmith's Facility code **MUST** be provided ✓ The Keyway **MUST** be provided
FOR LEVEL ONE PLUS ✓ The Distributor's Primus number **MUST** be provided ✓ The Sequence number **MUST** be provided ✓ The Locksmith number **MUST** be provided	
FOR LEVEL TWO ✓ The Dealer's Primus number **MUST** be provided ✓ The Sequence number and/or Section **MUST** be Provided	**FOR LEVEL EIGHT** ✓ The Distributor's Primus number **MUST** be provided ✓ The Keyway **MUST** be provided
FOR LEVELS THREE & FOUR ✓ Orders Originating a System **MUST** include both an Original Facesheet and a Signature Card ✓ An Original Facesheet **MUST** accompany all succeeding orders ✓ The Primus number **MUST** be indicated on the Facesheet ✓ ALL fields on the Facesheet **MUST** be completed where applicable	**FOR LEVEL NINE** ✓ Orders Originating a System **MUST** include both an Original Facesheet and a Signature Card ✓ An Original Primus Facesheet **MUST** accompany all succeeding orders ✓ The Primus number **MUST** be indicated on the Facesheet ✓ ALL fields on the Facesheet **MUST** be completed where applicable

All Primus Orders & Supporting Documentation Should be Sent To:

Schlage
Attn: Primus Order Processing
3899 Hancock Expressway
Colorado Springs, CO 80911

ALLEGION™

MASTER KEYED ORDER

This form must be attached to the MASTER KEY SYSTEM SUMMARY FORM

Please provide as complete and accurate as possible so we can provide what you need for your Key System

Excel Soft copy - Print Instructions:
To avoid printing more sheets than needed, Select <Print>, from the print screen select <Print range>, then select <Pages> from __to__ & click OK.

Quote #:	Account No.:	P.O. #:
Shipping Instructions:	Mark Cartons:	Date:
Order Written By:	Customer Name and Address:	Ship to:
For Further Information Contact: Name: Phone: Fax:		

Items Ordered			OUTSIDE		HAND (Only one hand per line item)	INSIDE			LATCH	STRIKE	Enter door thickness if not standard	Enter when door thickness is greater/ equal to 2″	Dimen-sion for mortise cylinder, blocking ring, etc.	ADDITIONAL DETAILS
Lock Details			DESIGN	FINISH		DESIGN	FINISH							
Key/Label Instructions														
LINE ITEM	QTY	PRODUCT				QTY	Heading	DOOR #	KEY Symbol-(s)	MK Symbol-(s)	DR THK	EXT	DIM	

SCHLAGE

Items Ordered			OUTSIDE		HAND (Only one hand per line item)	INSIDE			LATCH	STRIKE	Enter door thickness if not standard	Enter when door thickness is greater/ equal to 2″	Dimension for mortise cylinder, blocking ring, etc.	ADDITIONAL DETAILS
Lock Details			DESIGN	FINISH		DESIGN	FINISH							
Key/Label Instructions						QTY	Heading	DOOR #	KEY Symbol(s)	MK Symbol(s)	DR THK	EXT	DIM	
LINE ITEM	QTY	PRODUCT												

ALLEGION™

MASTER KEY SYSTEM SUMMARY

This form must be attached to the **Master Key Order form and P.O.** Please provide as complete and accurate as possible so we can provide what you need for your Key System.

Job Name Address City / State Country		Account No. P.O.#

For detailed instructions on how to complete this form please refer to pages 4 & 5

System Overview

❑ New

❑ Attached Dealer Specified Combinations

❑ Existing (provide info below)

Registry # _____

Structure or
Factory Order # _____

1. Select System

Schlage

❑ Classic

❑ Classic Primus *

Everest®

❑ B (Small Format IC, Restricted *)

❑ C (Open)

❑ Primus® *

❑ D (Restricted *)

❑ Primus® *

Everest 29™

❑ R (Small Format IC, Restricted *)

❑ S (Open)

❑ Primus® *

❑ T (Restricted *)

❑ Primus® *

Falcon

❑ Standard

❑ Schlage C

❑ Restricted *

❑ Interchangeable Core A2

❑ Interchangeable Core A4

Everest 29 key sections are backwards compatible to Everest keyways and have the following relationships:

R family sections > B family keyways
S family sections > C family keyways
T family sections > D family keyways

Type

❑ 5-pin ❑ 6-pin ❑ 7-pin

See compatibility chart on page 5

Keyway Specified **: _____

*** = The Commercial Master Key Department makes the final decision in the selection of key sections*

Construction Keyed ❑ Yes ❑ No

Full Size Construction Cores (Schlage Only) ❑ ICA ❑ ICB ❑ ICC

Small Format Construction Cores ❑ Brown ❑ Green

Construction Keyed Type

❑ Falcon ❑ CK (BOK) ❑ Lost Ball

❑ Schlage ❑ CK (Split) ❑ RCK (5-Pin C only)

2. Select Keys & Key Stamping

Change Keys

No. Of Keys per Symbol _____

No. Of Keys per Cylinder _____

Type

❑ Standard Bow

❑ Standard Bow (Unembossed)

❑ Access Bow (Schlage Only)

❑ Large Bow

Key Stamp Details

❑ Keyset Symbol

❑ Do Not Duplicate (DND)

❑ With Custom Die (Specify) _____

❑ Non-standard Code (Specify) _____

Change Key Packaging and Shipping Instructions

Pack Keys Independently (PKI) of Lock or Cylinder ***

*** = *Furnished standard at no charge with Split-Key construction keying*

❑ Yes ❑ No

If PKI, ship change keys to:

❑ Dealer

❑ Other _____

❑ See Primus Facesheet

3. Select Cylinder Stamping

Cylinder Stamp Details

❑ With Industry Standard Key Symbol

❑ Non-Standard Code (Specify)

Cylinder Stamping Location

❑ Plug Face (N/A in Primus) - VKC

❑ Concealed (N/A in Falcon STD) - CKC

4. Select Key Quantities

Level	Qty. Per	Master Key Symbol (s)	Total Quantity
GGM			
GM			
MK or RMK			
Control			
Emergency			
Others			

Ship Master Keys To:

❑ Dealer ❑ See Primus Facesheet ❑ Other

Special Function	Qty. Per		Qty. Per
RCK (Lost Ball) ****		Full Size Construction Core Keys (Schlage Only)	
CK (Split Key) ****		Full Size Construction Core Control Keys (Schlage Only)	
Extractor Tools ****		Small Format Construction Core Keys	
		Small Format Construction Core Control Keys	

**** = *Use with Construction Keying*

5. Master Key Future Expansion

List Future MK Symbols		Approx. # of Change Key Symbols Under Each Future MK
Example: MK.....☑	BJ, BK	40 each
GGM ___ ❑		
GM ___ ❑		
MK ___ ❑		
MK ___ ❑		
MK ___ ❑		
MK ___ ❑		
Others ___ ❑		

6. Operating Instructions

(Unless otherwise specified, all hierarchical master keys will operate cross-keyed cylinders)

	Cross Keyed Cylinder	is operated by these change keys		Cross Keyed Cylinder	is operated by these change keys
X			X		
X			X		
X			X		
X			X		

7. Instructions and Compatibility

General Information

If you do not know the registry number (R#), structure number or the original factory order number for an existing system, contact Customer Service prior to placing the order:

Tel. 1-877-671-7011
Fax 1-800-452-0663

- Only one structure may be ordered on the same purchase order
- Classic refers to Obverse, Numbered (Paracentric), Quad, and Reverse key section families
- Classic Primus refers to Primus Obverse and Primus Quad key section families

Section 1: Select System

Full Size Construction Cores
- Schlage only

Small Format Construction Cores
- 7-pin only for Schlage
- 6- and 7-pin for Falcon

CK (Split)
- 6-pin for Schlage and Falcon
- Split key construction keying is not available for Classic Primus or Everest 29 Primus

RCK (Lost Ball)
- 5-pin (C keyway) only for Schlage
- 5-, 6-, and 7-pin for Falcon

System Selection
- Refer to the compatibility chart

Section 2: Select Keys and Key Stamping

Stamp Details
- Unless otherwise specified, industry standard key symbols are stamped on Everest 29™ and Primus® keys
- For custom die, attach RFQ approval for Schlage

Section 3: Select Cylinder Stamping

Type
- For cylinder type refer to the compatibility chart

Keyway (specify)
- Schlage Commercial's default key section for new Master Key Systems is Everest™ S145

Section 4: Key Quantities

Level

- Unless otherwise specified, the control key has the same cut as the highest-level key in the system (Except SFIC systems)

Special Function

- Construction keys are not furnished unless specified

Change Keys

- Unless otherwise specified 2 change keys are furnished per lock or cylinder

Section 5: Master Key Future Expansion

- Do not use the letters “I”, “O”, “CK”, “KA, or “KD” for any master key symbols

Section 6: Operating Instructions

- Cross keying reduces the security and expansion of key systems
- Unless otherwise specified, all hierarchical master keys will operate cross-keyed cylinders

Compatibility Chart

	5 Pin	6 Pin	7 Pin	Split Key	Block O-Key	Lost Ball	Tempe Core	A2	A4	0.025	0.018
Schlage											
Classic	X	X		X		X	X				
Everest 29 S		X		X			X				
Everest 29 T		X		X			X				
Everest 29 R			X				X	X			
Classic Primus (XP)		X					X				
Everest 29 Primus (XP)		X					X				
Falcon											
Open	X	X	X		X	X					X
Restricted		X	X		X	X				X	
Schlage C		X		X							
SFIC Open		X	X				X	X	X		
SFIC Restricted		X	X				X	X	X		

SCHLAGE
PRIMUS®

Primus Face Sheet

Level 3, 4, and 9 Order Authorization

THIS ORIGINAL FORM MUST BE MAILED TO SCHLAGE COMMERCIAL DIVISION WITH YOUR ORDER
– FAXED COPIES NOT ACCEPTABLE –

DISTRIBUTOR INFORMATION ONLY:

DISTRIBUTOR NAME_____**DATE** _____

ACCOUNT # _____**DISTRIBUTOR PO#** _____

IF SOLD TO ANY ENTITY/INDIVIDUAL OTHER THAN END-USER SPECIFY NAME:_____

PRIMUS SECURITYLEVEL:

Classic Keyways	Everest 29 Keyways
☐ 3U (no exclusivity) ☐ 4Z (time zone exclusivity)	☐ 9U (no exclusivity) ☐ 9Z (time zone exclusivity)
☐ 3G (2-digit zip exclusivity) ☐ 4N (nationwide exclusivity)	☐ 9G (2-digit zip exclusivity) ☐ 9N (nationwide exclusivity)

NEW If new, complete project information and attach Primus® Signature Card (Schlage form MS-E130).

Project Name (please print or type)

Street (no P.O. Box) City State Zip

EXISTING If existing please indicate Primus #_____ (From Primus I.D. Card)
Name and phone # of individual who is knowledgeable about this project, should any clarification be necessary:

Name ( ) Phone

SHIPPING INSTRUCTIONS:

It is the policy of Schlage Commercial to ship Level 3, 4, and 9 products directly to the end user / owner to maximize control and security of your Primus cylinders and keys. Be sure that the shipping address provided below includes the name of the specific individual in your organization to whom Primus cylinders and keys should be shipped. Schlage will ship to alternate locations, if so instructed, with the understanding that the undersigned assumes full responsibility for the security and care of the material to be so shipped. **Unless otherwise specified below, Level 3, 4, and 9 products will be shipped to the original end user / owner address on file.**

Masterkeys may be shipped to a separate location if desired, at no extra charge. If all keys are to be packed and shipped separately, there is an additional charge in accordance with Schlage PKI (Pack Keys Independently) pricing as listed in Schlage's current price book.

ORDER SHIPPING ADDRESS:

Location Name

Attention

Street (no P.O. Box)

City State Zip

CHANGE KEY ONLY SHIPPING ADDRESS:

Location Name

Attention

Street (no P.O. Box)

City State Zip

MASTER KEY ONLY SHIPPING ADDRESS:

Location Name

Attention

Street (no P.O. Box)

City State Zip

ALL KEYS SHIPPING ADDRESS:

Location Name

Attention

Street (no P.O. Box)

City State Zip

SIGNATURE BLOCK:

I hereby authorize the above Schlage distributor to order material for the Primus system specified above and I certify that I am the owner, or authorized agent of the owner of the Primus High Security Cylinder System specified above and I am authorized to place this order.

AUTHORIZED SIGNATURE **DATE**

— OVER —

Allegion

Schlage

Attn.: Primus Order Processing

3899 Hancock Expressway

Security, CO. 80911

THE PRIMUS FACESHEET MUST BE COMPLETED AND ATTACHED TO YOUR ORDER FORM.
AN INCOMPLETE PRIMUS FACESHEET WILL CAUSE UNNECESSARY DELAYS IN ORDER PROCESSING.
– FAXED COPIES NOT ACCEPTABLE –

© 2014 Allegion

SCHLAGE PRIMUS®

Signature Card

For Internal Use Only

Primus# _____ **Order#** _____

G/Z/E [ ] S/M [ ]

Level 3, 4, and 9 Order Authorization

THIS SIGNATURE CARD ESTABLISHES AUTHORIZATION TO PURCHASE ADDITIONAL PRIMUS HIGH SECURITY PRODUCT FOR THE SECURITY SYSTEM INSTALLED AT THE ADDRESS BELOW.

THIS ORIGINAL FORM MUST BE MAILED TO SCHLAGE COMMERCIAL DIVISION WITH YOUR ORDER
– FAXED COPIES NOT ACCEPTABLE –

PRIMUS SECURITY LEVEL:

Classic Keyways		Everest 29 Keyways	
3U (no exclusivity)	4Z (time exclusivity)	9U (no exclusivity)	9Z (time exclusivity)
3G (2-digit zip exclusivity)	4N (nationwide exclusivity)	9G (2-digit zip exclusivity)	9N (nationwide exclusivity)

PROJECT INFORMATION

Project Name (please print or type)

Street Address (no P.O. Box)

City State Zip Code

AUTHORIZED OWNER SIGNATURE(S):

If restrictions are not indicated and in multiple signature cases, the first signature will be regarded as the primary authority able to control other signers on this form.

1.

Name (please print or type) Street (no P.O. Box)

Title or Position City State Zip Code

Signature Date Phone Number

2.

Name (please print or type) Street (no P.O. Box)

Title or Position City State Zip Code

Signature Date Phone Number

3.

Name (please print or type) Street (no P.O. Box)

Title or Position City State Zip Code

Signature Date Phone Number

4.

Name (please print or type) Street (no P.O. Box)

Title or Position City State Zip Code

Signature Date Phone Number

5.

Name (please print or type) Street (no P.O. Box)

Title or Position City State Zip Code

Signature Date Phone Number

— OVER —

SCHLAGE

DEALER OR LOCKSMITH AUTHORIZATION (OPTIONAL WITH OWNER AUTHORIZATION/SIGNATURE)

Dealer or Locksmith Account # Primus #

Dealer or Locksmith Company Name

Phone Number Fax Number

Contact 1 (Please print or type)

Contact 1 Signature

Effective From: _____ to _____
Date Date

Owners Authorization By (Please print or type)

Owners Authorization Signature Date

Address (no P.O. Box)

City State Zip Code

Contact 2 (Please print or type)

Contact 2 Signature

SPECIAL NOTE: In the case where the end user / owner has assigned the Dealer or Primus Locksmith Signature authorization (as noted above), the Dealer or Primus Locksmith agrees to take full responsibility for validating the owner's signature as identified on the Primus Signature Card before ordering the material.

SPECIAL INSTRUCTIONS: Please indicate any restrictions to authorized individuals listed on this form when purchasing additional Primus product or duplicating keys.

Please fill out a new Primus Signature Card in the event of changes, additions or deletions in authorized signatures and send with letter requesting changes to Schlage at the address below. Primus Signature Cards are available from authorized Schlage Primus distributors and Schlage Commercial upon request. We suggest that you make a copy of this completed form for your records. A photo copy or fax of this card will not be accepted.

Please mail the original copy to:

Schlage
Attn: Key Control Department
3899 Hancock Expressway
Colorado Springs, CO 80911

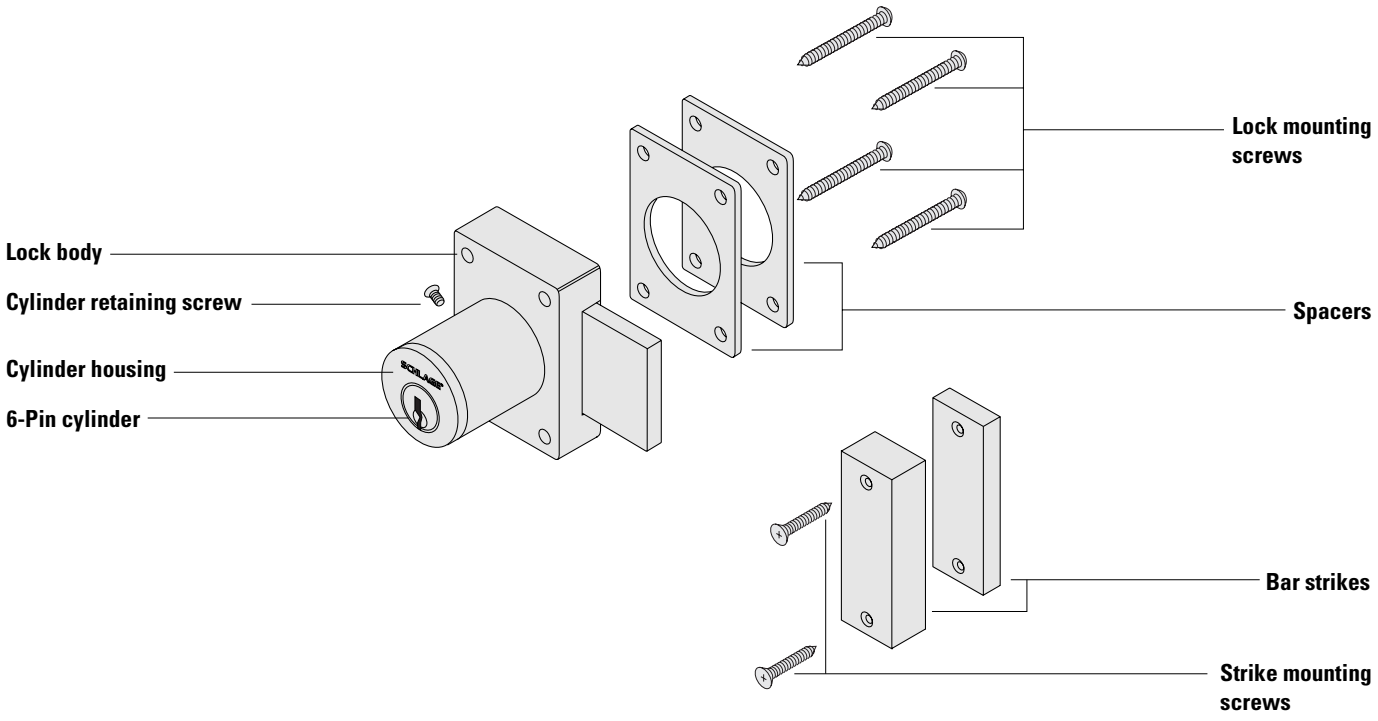
Lock mounting screws
Lock body
Cylinder retaining screw
Spacers
Cylinder housing
6-Pin cylinder
Bar strikes
Strike mounting screws

Common Pricing Information

1.	Locks are furnished with standard features unless otherwise specified.
2.	Door thickness is 1-3/4" unless otherwise specified.
3.	Split finishes and designs will be priced at the highest list price of the design and/or finish.
4.	Engineering specials are denoted by a part number beginning with "X".
5.	⌛ denotes a lock or part that requires an extended lead time.
6.	✋ denotes a handed product and requires handing to be specified.
7.	For all restricted keyways (Everest D, Everest 29 T, Quad, Numbered, Reversed) add $17.50. This does not apply to Primus cylinders. See Terms and Conditions for ordering information and requirements.
8.	Locks, keys and cylinders containing restricted keyways require additional documentation to order. Please see Terms and Conditions for the specific requirements.
9.	Keyway must be specified for keyed functions and cylinders. If not specified, default keyway will be S123 for KA, KD and 0-bitted product and S145 for Factory managed masterkey systems.
10.	Multiple keying options are available. Locks and cylinders are furnished KD unless otherwise specified or excepted by notation.
11.	Control Keys for permanent and construction cores are not included with the lock or cylinder and must be ordered separately.
12.	Locks specified C keyway and KD will receive 6 pin cylinders keyed 5 pin with 5 pin keys. Locks specified 0-bitted will receive 6 pin cylinders with 6 pin keys.
13.	Full Size Interchangeable Cores (FSIC) are furnished 1-bitted unless otherwise specified. If 0-bitted is selected, the order will be entered as 1-bitted. This does not apply to FSIC Primus® cores.
14.	Standard pinned cylinders, Primus cylinders (conventional and FSIC) can be supplied 0-bitted. If 1-bitted is selected, the order will be entered as 0-bitted.
15.	Available plug face finishes are 606 and 626. For brass or bronze finish colors, the plug face finish is 606. For chrome, nickel or stainless steel finish colors, the plug face finish is 626.
16.	Locks and cylinders will be furnished with 2 keys each as standard. Additional keys will be charge at the additional cut keys charge appropriate for the cylinder/key type

Table of Contents

Complete Locks **CL-4**
CL-Series: Conventional Offering CL-4
CL-Series: Full Size Interchangeable Core Offering CL-5
CL-Series: Small Format Interchangeable Core Offering CL-6
Options **CL-7**
Strikes CL-7
Non-Standard Door Thickness CL-7
Special Locks CL-7
Parts **CL-8**
Trim Collars CL-8
Strikes CL-8
Adapters CL-8
Screws CL-8
Drivers and Accessories CL-8
Cam Options CL-8
Ratchet Lock Accessories CL-8
Trim Collar Options CL-8
Complete Cylinders **See Cylinders Section**
How To Order **Forms & Examples**

Product Identification

CL 100 PB

Cylinder Suffix
- **PB** = 6-Pin Cylinder
- **R** = Full Size Interchangeable Coe
- **G** = Everest 29 Patented SFIC

Function *(See examples below)*
- **100** = Door Lock
- **154** = Primus® UL437 Listed Door Lock
- **174** = Primus® Controlled Access Door Lock
- **200** = Drawer Lock
- **254** = Primus® UL437 Listed Drawer Lock
- **274** = Primus® Controlled Access Drawer Lock

Lock Series

Finish Codes and Descriptions

Code		Description
605	(US 3)	Bright Brass
626	(US 26D)	Satin Chromium Plated

Standard Features

Certification	ANSI A156.11, 1996, Series 4000, Grade 2
Bar	CL100-Series 1" throw; CL200-Series 3/4" throw
Strike	1/2" Bar strike and 1/4" bar strike
Cylinder	6-Pin solid brass, keyed 6-pin, S123 keyway, keyed different (KD)
Door Range	Spacers and strikes will accommodate doors 7/8", 1", and 1 1/8" thick
Keys	Two nickel silver cut keys per lock, 6-pin, S123 section**

CL100PB	CL200PB
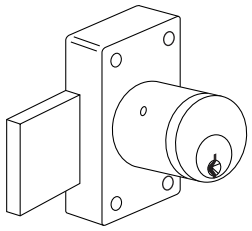	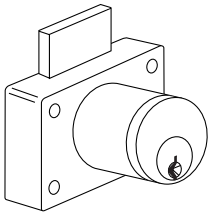

CL-Series

Function	Description	Finishes 605 626	
Keyed			
		Open	**Restricted**
CL100PB	Door cabinet lock, 6-pin cylinder, 1" bolt throw	**$148.00**	**$165.50**
CL200PB	Drawer cabinet lock, 6-pin cylinder, 3/4" bolt throw		

CL-Series: Primus XP/ Primus Controlled Access

Primus cylinders are offered for sale through specific channels of distribution based on security levels
See *Terms & Conditions* for more information

Function	Description	Finishes 605 626
Keyed		
CL174PB	Door cabinet lock, 6-pin cylinder, 1" bolt throw	**$174.00**
CL174PB-XP	Door cabinet lock, 6-pin cylinder, 1" bolt throw	
CL274PB	Drawer cabinet lock, 6-pin cylinder, 3/4" bolt throw	
CL274PB-XP	Drawer cabinet lock, 6-pin cylinder, 3/4" bolt throw	

CL-Series: Primus XP/ Primus High Security UL 437

Primus cylinders are offered for sale through specific channels of distribution based on security levels.
See *Terms & Conditions* for more information.

Function	Description	Finishes 605 626
Keyed		
CL154PB	Door cabinet lock, 6-pin cylinder, 1" bolt throw	**$201.00**
CL154PB-XP	Door cabinet lock, 6-pin cylinder, 1" bolt throw	
CL254PB	Drawer cabinet lock, 6-pin cylinder, 3/4" bolt throw	
CL254PB-XP	Drawer cabinet lock, 6-pin cylinder, 3/4" bolt throw	
Notes:	Keying options: see **Keys & Keying**.	
	For all restricted keyways (Everest D, Everest 29 T, Quad, Numbered, Reversed) add **$17.50**. This does not apply to	
	Primus families. See **Terms & Conditions** for more information.	
	Primus locks are furnished 0-bitted, with two 6-pin keys entered as a separate line item, unless otherwise specified.	
	Specify LKB if 0-bitted Primus cylinders are required "Less Key Blanks." Deduct **$16.80** per cylinder.	

CL777R	CL888R	CL920R
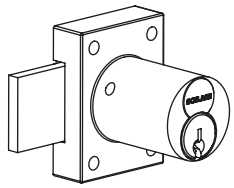	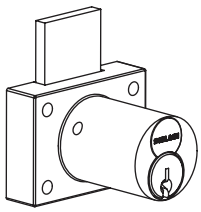	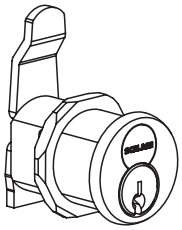

CL-Series: Full-Size Interchangeable Core

Function	Description	Finishes 605 626	
Keyed			
		Open	**Restricted**
CL777R	Door cabinet lock, FSIC, 1" bolt throw	**$182.00**	**$199.50**
CL888R	Drawer cabinet lock, FSIC, 3/4" bolt throw		
CL920R	FSIC Cam Lock	**139.00**	**156.50**

CL-Series: Full-Size Interchangeable Core Primus XP/ Primus Controlled Access

Function	Description	Finishes 605 626
Keyed		
CL774R	Door cabinet lock, FSIC, 1" bolt throw	**$212.00**
CL774R-XP	Door cabinet lock, FSIC, 1" bolt throw	
CL874R	Drawer cabinet lock, FSIC, 3/4" bolt throw	
CL874R-XP	Drawer cabinet lock, FSIC, 3/4" bolt throw	
CL974R	FSIC Cam Lock	**184.00**
CL974R-XP	FSIC Cam Lock	

CL-Series: Full Size Interchangeable Core Ratchet Lock

Function	Description	Finishes 605 626	
Keyed			
		Open	**Restricted**
CL929R	Ratchet Lock, FSIC	**$180.00**	**$197.50**

Full Size Interchangeable Core Option

Description	Specify	Price
Full Size Construction Core *	**T** suffix Example:	**N/C**
Less Full Size Core	**J** suffix Example:	**Deduct $35.00 from lock price**
*	*Locks are assessed a non-refundable handling charge (50-231) per core. See **Keys & Keying**.*	
Notes:	Keying options: see Keys & Keying.	
	For all restricted keyways (Everest D, Everest 29 T, Quad, Numbered, Reversed) add **$17.50**. This does not apply to Primus families. See **Terms & Conditions** for more information.	
	Specify LKB if 0-bitted Primus cylinders are required "Less Key Blanks." Deduct **$16.80** per cylinder.	

CL721G	CL771G	CL725G	CL775G
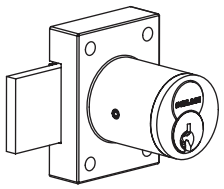	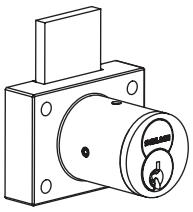	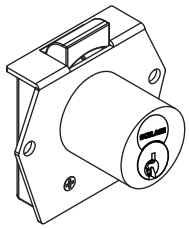	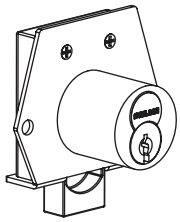

CL-Series: Everest Restricted Small Format Interchangeable Core

Function	Description	Finishes 626
Keyed		
		Open
CL721G	Door cabinet lock, SFIC, 1" bolt throw	**$145.00**
CL771G	Drawer cabinet lock, SFIC, 3/4" bolt throw	
CL725G	Everest Patented SFIC Rim Latch Lock	
CL775G	Everest Patented SFIC Rim Deadbolt Lock	

CL720G	CL728G	CL729G
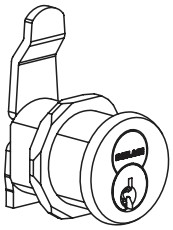	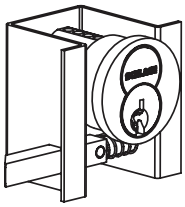	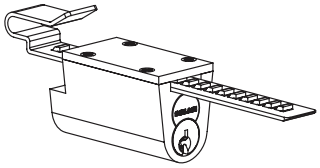

CL-Series: Everest Restricted Small Format Interchangeable Core

Function	Description	Finishes 626
Keyed		
		Open
CL720G	Everest Patented SFIC Cam Lock	**$137.00**
CL728G	Everest Patented SFIC Mail Box Lock	**113.00**
CL729G	Everest Patented SFIC Ratchet Lock	**174.00**
Notes:	For small format construction core, specify suffix HD. Example: B560HD. Available at no additional charge. Locks are assessed one non-refundable handling charge (50-231) per core. See Keys & Keying for details.	
	Please refer to Everest small format interchangeable core key control policies, under the Terms & Condition Section.	

CL10-355	CL10-354
	

Strikes

Description	Specify	Add to Lock Price
Bar strike, 3/4" x 1 31/32" x 1/2", standard	CL10-355	N/C
Bar strike, 3/4" x 1 31/32" x 1/4", standard	CL10-354	

Non-Standard Door Thickness

Description	Specify	Add to Lock Price
Lock for 1 3/8" door	1 3/8" door thickness - for CL door and drawer locks	**$3.20**

Special Locks

⌛ **Extended Factory Lead Time**

Function	Description	Price Each
XB03-232	Cabinet Lock for doors 1/8" to 3/4" thick	**$594.00**
XB03-232P	Primus Cabinet Lock for doors 1/8" to 3/4" thick	**594.00**
XB06-530	Cabinet Lock for doors over 7/8" to 2" thick	**716.00**
XB06-530P	Primus Cabinet Lock for doors over 7/8" to 2" thick	**716.00**
Notes::	For slotted strike (CL10-352), see **CL Parts: Strikes, Page CL-6**.	
	Locking provided by swinging cam. Attached to door with hex nut.	
	Keying options: see **Keys & Keying**.	
	If you are unable to find your required hardware solution in this price book, please refer to our Custom Product Request Process on page iv.	
	For all restricted keyways (Everest D, Everest 29 T, Quad, Numbered, Reversed) add **$17.50.** This does not apply to Primus families. See **Terms & Conditions** for more information.	
	Specify door hand and door thickness.	

Shaded items are standard components and are furnished with locks unless otherwise specified.

36-031

Trim Collars

Part Number	Finish	Description	Price Each
36-031	•	1 3/16" diameter x 5/8" depth	**$11.10**

CL10-352

CL10-354



CL10-355



Strikes

Part Number	Description	Price Each
CL10-352	Slotted strike	**$3.00**
CL10-354	Bar strike, 3/4" x 1 31/32" x 1/4", standard	
CL10-355	Bar strike, 3/4" x 1 31/32" x 1/2", standard	

Adapters

Part Number	Description	Price Each
CL10-350	Spacer	**$3.00**

Screws

Part Number	Description	Price Each
CL10-301	Retaining screw	**$0.46**

Drivers and Accessories for CL100/200/ 725/721/ 777/888 Series

Part Number	Description	Price Each
CL10-360	Universal Driver bar for CL100/ 200	**$2.70**
CL10-361	Driver bar for CL100/ 200PB	**2.70**
CL10-362	Driver bar for CL100/ 200PB 1 3/8" long	**2.70**
CL7788-PA-D	Actuator for FSIC CL locks	**2.30**
CL725-1	Spacer for 6 pins SFIC	**2.10**
CL-ETS1	External trim plate spacer	**2.90**
CLTR78	Trim rings 626 or 605	**3.10**

CL-720G Cam

Part Number	Description	Price Each
CL720-3-1	CL720 short cam inverted hand	**$3.00**
CL720-3-2	CL720 long inbent cam, vertical hand	**3.00**
CL720-3-3	CL720 long offset cam, inverted hand	**2.90**
CL720-3-4	CL720 long straight cam, vertical hand	**3.20**
CL720-3-5	CL720 long shall offset cam, inverted hand2.40	**2.10**
CL775-SP	Strike pack for CL775 (Latch lock)	**3.00**
CL725-SP	Strike pack for CL725 (Deadbolt lock)	**2.90**

CL729-Ratchet Locks Accessories

Part Number	Description	Price Each
CL729S-2	Optional strap for 3/8" material thickness	**$9.40**
CL729S-3	Optional strap for 5/8" material thickness	**13.40**

CL720/920 Trim Collars

Part Number	Description	Price Each
TR201	Trim collar for CL720/ 920, 1/8" (626,605)$3.30	**$3.00**
TR202	Trim collar for CL720/ 920, 1/4" (626,605)	**5.00**
TR203	Trim collar for CL720/ 920, 3/8" (626,605)	**5.40**
TR200A	Trim collar package for CL720/ 920, includes all three	**14.90**

Table of Contents

Keying Tools & Kits **Tools-2**
Full Size Pin Kits Tools-2
Full Size Keying Tools Tools-3
Small Format Interchangeable Core Pin Kits Tools-4
Small Format Interchangeable
Core Service Equipment..... Tools-4
Competitive Keying Kits Tools-5
Competitive Keying Tools Tools-5
Tools **Tools-6**
Installation Templates..... Tools-6
Installation Tools Tools-7
Torx® Tools Tools-7
Kits **Tools-8**
Portable Security Repair Kit Tools-8
Home Secure RCK Accessories Tools-8
Maintenance Kits (Replacement Parts Assortments).. Tools-8
Installation JIG..... Tools-9
Mortise JIG (wood).....Tools-10
How To Order **Forms & Examples**

40-119	40-133	40-134
		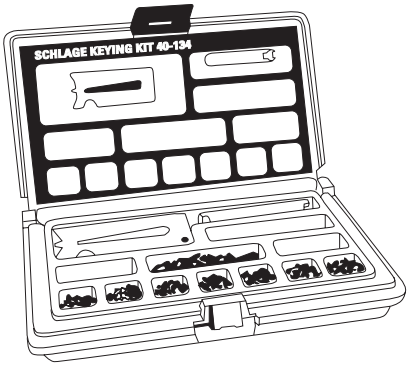

Full Size Pin Kits

Part Number	Description	Contents			Price Each
40-070	Primus pin kit Sidebars	Finger pins Finger pin springs	Sidebar springs Plug holder		**$508.00**
40-119	Pin kit, seal-tight metal box	Bottom pins Master pins Top pins Pin springs Retainer caps	Retainer cap pins Retainer cap pin springs Shim stock Tweezers Follower bar	Cylinder Cap Removal Tool	**433.00**
40-132	Retail Keying Kit, seal-tight metal box	Bottom pins Top pins Pin springs Cylinder caps Cap spring and pins	B-Series cylinder bars Key gage Follower bar Cap-removal tool Retaining Rings	T-Pin Spring T-Pin Removable Cap	**236.00**
40-133	Home Secure™ Pin kit	Bottom pins Top pins Master pins Follower bar Removal tool Key gage Cylinder springs	Tweezers Retaining rings Retainer caps Retainer cap pin springs B-Series cylinder bars B-Series drivers Shim stock	Construction balls Retainer cap pins T-Pin Spring T-Pin Removable Cap	**407.00**
40-134	Pin kit, snap-tight plastic box	Bottom pins Top pins Pin springs Retainer cap pins	Key gage Follower bar T-Pins Spring T-Pin	Removable Cap	**117.00**

Note: 1) For replacement pins and springs, see **Cylinders.**

40-104

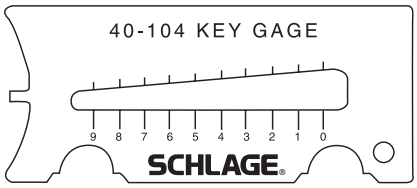

40-074

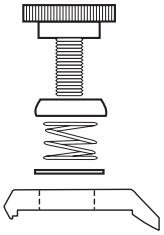

40-075

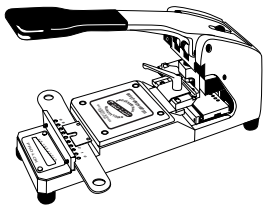

M204-200

40-099

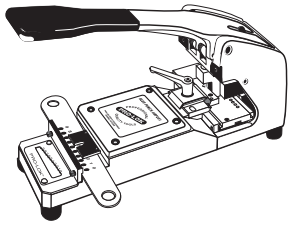

M540-000
Aluminum follower and Master Pin Remover



M540-056



M540-051

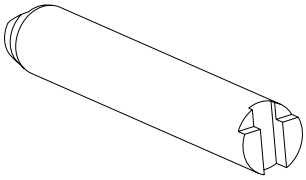

Full Size Keying Tools

Part Number	Description	Price Each
40-066	Primus® plug holder	**$132.00**
40-074*	Everest vise jaw upgrade kit	**93.70**
40-075**	Key bitting punch for Everest C Family, Everest 29 S and Obverse keyway families	**3,157.00**
40-104	Key gage (All Schlage keys except SFIC)	**14.80**
40-099	Key bitting punch for Everest D and Everest 29 T Families	**3,784.00**
M204-168	Lubriplate	**9.30**
M204-200	Tweezers	**40.60**
M204-201	Shim (pack of 25)	**31.70**
M540-051	Follower	**3.30**
M540-056	Cylinder cap removal tool	**57.50**
M540-000	Aluminum Follower and Master Pin Remover	**59.40**
M504-548	Follower for Modular Cylinder	**19.60**

* *Adds Everest C and Everest 29 S Family capability to Blue Punch key machines (designed for Obverse keys) with serial numbers below 990358, manufactured before July 1999.*

** *For all Standard and Primus keys with Obverse, Everest C and Everest 29 S Family sections only.*

Small Format Interchangeable Core Pin Kits

Part Number	Description	Contents		Price Each
40-129	A2 System pin kit	Blocking pin springs Blocking pins Bottom pins Caps Master/build-up/top pins Tumbler spring	Plug retainers Capping block Capping tool Ejector tool Key gage Tweezers	**$845.00**

Note: 1) For pin kit refills, see **Cylinders.**

40-071
Everest B and Everest 29 R Family Key Bitting Punch

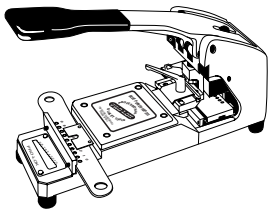

40-181
Falcon/Best® SFIC Key Bitting Punch

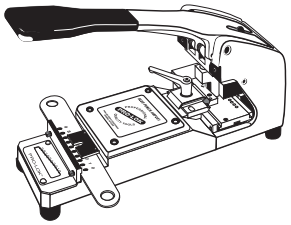

40-128
SFIC Key Gage

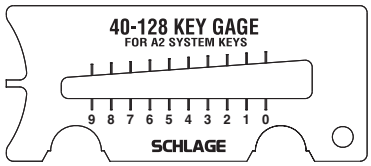

40-171
IC Decode, Dump Tool

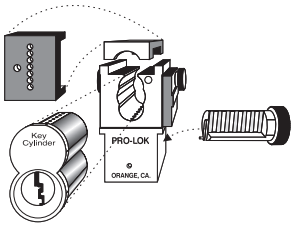

40-172
Ejector Pin

40-173
Staking Tool

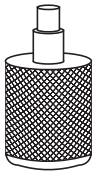

Small Format Interchangeable Core Service Equipment

Part Number	Description	Price Each
40-071*	Key bitting punch, Everest B and Everest 29 R Family keys only	**$3,972.00**
40-128	Key gage, A2 system	**18.00**
40-181	Key bitting punch, Falcon/Best®	**3741.00**
40-171	IC decode, rekey, dump tool	**268.00**
40-172	Ejector Tool	**50.50**
40-173	Staking Tool	**50.50**

* *For service of this key machine, contact:*
Pro-Lok
655 North Hariton St.
Orange, CA 92668
(714) 633-0681
FAX (714) 633-0471

SL Cylinder 7 pin A2 Pinning Kit

Part Number	Description	Contents		Price Each
40-247	SL A2 Pin Kit	L Pins, Single Cut (25 each) L Pins, Master pins (25 each) L Pin Springs Locking Side Bar Locking Side Bar Springs SL Plug Clip SL Plug Cover SL End Cap	SL End Cap Pin SL End Cap Pin Spring Everest SFIC Check Pin Everest SFIC Check Pin Spring A2 Key System Key Gauge Plug Holder Crimp Tool Tweezers	**$1,343.00**

SL Cylinder Plug Holder and CrimpTool

Part Number	Description	Price Each
40-296	SL Plug Holder Crimp Tool	**$141.00**

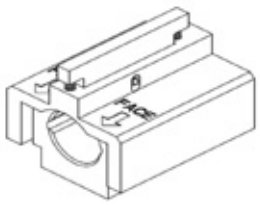

40-286
Universal Clamp

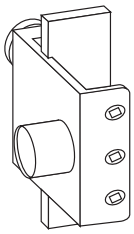

40-226
AL & ND Template

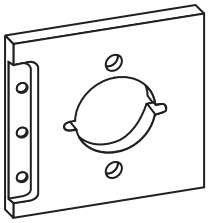

40-227
L-Series Template (front side)

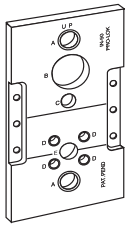

40-152
1 3/8" Thick Door Adapter
x 2 3/8" Backset

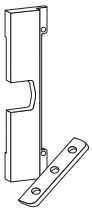

40-228
H-Series Template

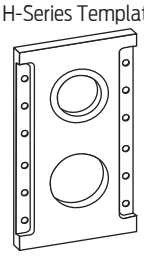

40-153
5" Backset Adapter

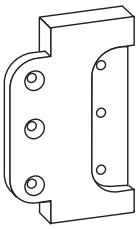

40-158
Mortise Pocket Filler (edge)

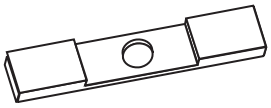

40-026
1 1/2" Bushing (old style)

Strike Marking Chisels

40-029

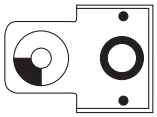

40-030

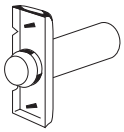

Latch Marking Chisels

40-031
1" Front

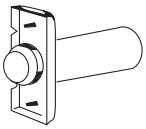

40-032
1 1/8" Front

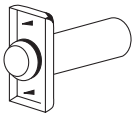

Installation Tools

Part Number	Description	Price Each
40-017	AL and D-Series Lever castle nut wrench	**$14.10**
40-026	Bushing, 1 1/2", for 40-012 jig	**53.50**
40-029	Strike marking chisel - full lip strikes	**85.40**
40-030	Strike marking chisel - 1 1/8" x 2 3/4"	**94.50**
40-031	Latch marking chisel - 1" x 2 1/4"	**81.50**
40-032	Latch marking chisel - 1 1/8" x 2 1/4"	**81.50**
40-049	Tool box, for 40-006 kit	**301.00**
40-112	Circular strike bit for machine equipment	**930.00**
40-152	Backset Adapter for 1-3/8" doors and/or 2-3/8" Backset	**240.00**
40-153	Backset Adapter for 5" Backset	**164.00**
40-158	L-Series mortise pocket filler (edge)	**174.00**
40-035	Strike locator - 7/8"	**55.00**
40-015	7/8" Boring bit	**206.00**
40-179	Strike locator - 1"	**55.30**
40-175	1" Boring bit	**106.00**
40-176	2-1/8" Multi-spur bit	**268.00**
40-177	1-1/2" Muliti-spur bit	**232.00**
24002693	ND & L Lever removal tool	**23.40**
24341471	ND & L Lever removal tool - 20 pack	**428.00**
M204-198	Boring jig - ND and AL series locks	**16.80**
M504-271	Tool to remove AL and D-Series levers	**1.60**
M504-306	Circular faceplate wrench	**2.70**
021415	Spanner wrench, D-Series Knobs and L-Series	**4.30**
M504-347	Socket screw key, for 40-012 jig	**3.60**
M504-413	Installation tool, interchangeable core	**17.90**
N523-108	Tool to remove AL and D-Series levers	**1.80**
40-226	Installation template - AL, ND, NDE series	**342.00**
40-227	Installation template - L series	**450.00**
40-228	Installation template - H series	**414.00**
40-286	Universal Clamp	**462.00**

021415

M504-413

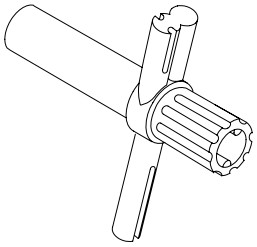

M504-271

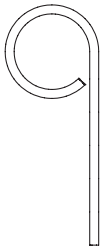

N523-108

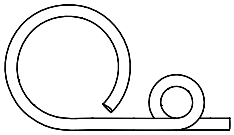

M204-198

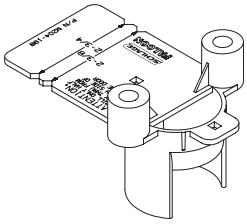

Torx® Tools

Part Number	Description	Price Each
M504-424	Tool T-8	**$43.30**
M504-425	Tool T-15	**41.70**
M504-426	Tool T-20	
M504-427	Tool T-30	
M504-428	Tool T-10	

Home Secure RCK Accessories

Part Number	Description	Price Each
P513-024	Home Secure Construction Key Envelopes	**0.44**
P513-023	Home Secure Owner Key Envelopes	**0.44**
34-401	Home Secure Replacement Construction Balls (pack of 1,000 construction balls)	**32.00**

Maintenance Kits (Replacement Parts Assortments)

Part Number	Description	Price Each
40-054	L-Series maintenance kit	**$964.00**
40-097	ND-Series lever maintenance kit	**668.00**
40-223	Modular Cylinder Service Kit	**1,036.00**

KZ390AL
Portable Security Repair Kit

Portable Security Repair Kits

Part Number	Description	Price Each
KZ390AL	Portable Security Repair Kit supports all Portable Security Commercial Padlocks and Locking Cables, SFIC and KNK. See PS-9 for additional details.	**$468.00**

40-147
Complete Installation Kit

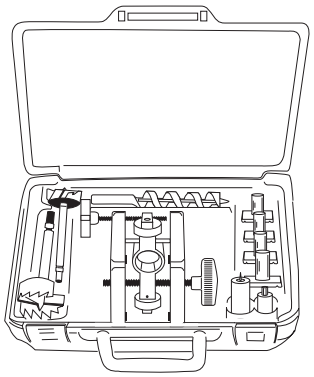

40-148
Installation JIG

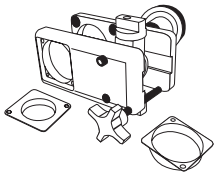

M504-497
Case Only



40-176
2 1/8" Multi Spur Bit

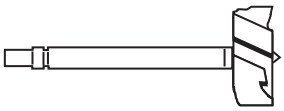

40-177
1 1/2" Multi Spur Kit

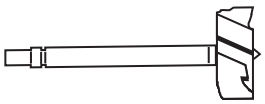

40-175 1" Bit
40-015 7/8" Bit

40-179
1" Strike Locator
40-035
7/8" Strike Locator

40-029
Full Lip Strike Chisel

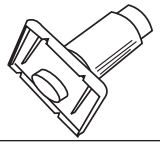

40-030
1 1/8" x 2 3/4"
Strike Chisel

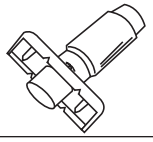

40-031
1" x 2 1/4" Latch Chisel

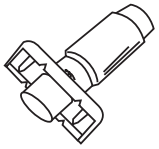

40-032
1 1/8" x 2 1/4"
Latch Chisel

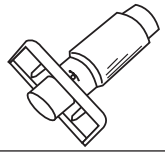

Installation Kits

Part Number	Description	Contents		Price Each
40-147	Installation Kit for Locksets & Deadbolts Kit includes JIG, Case, (2) Multi-spur bits, (4) latch/strike chisels, (2) Bushing Plates, 1" Auger bit & strike locator	40-148 M504-497 40-176 40-177 40-030	40-175 40-179 40-029 40-031 40-032	**$2,527.00**
M504-497	Case Only	—		**224.00**
40-148	Installation JIG only	—		**1,914.00**

Notes: **1)** For F-Series installation, 40-015 and 40-035 (Page Tool-7) is required.
2) For 40-147, doors requiring thrubolt holes and/or 7/8" edge bores, bits sold separately. Reference Tool-7.

40-160
Mortise Lock JIG



40-161
5/8" Wood Cutter Bit

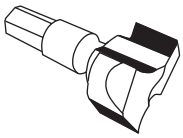

40-162
11/16" Wood Cutter Bit

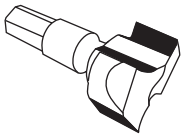

40-163
3/4" Wood Cutter Bit

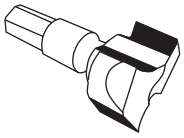

40-164
13/16" Wood Cutter Bit

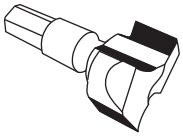

40-165
7/8" Wood Cutter Bit

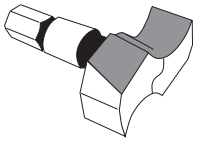

40-166
15/16" Wood Cutter Bit

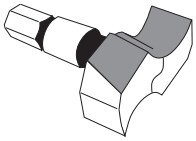

40-167
1" Wood Cutter Bit

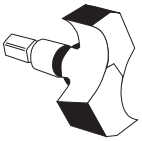

40-168
1 1/16" Wood Cutter Bit

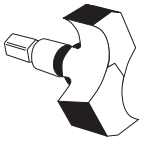

40-169
1 1/4" Wood Cutter Bit

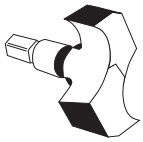

40-170
Long Boring Shaft

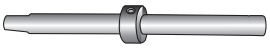

Installation Kits

Part Number	Description	Contents		Price Each
40-160	Installation kit for mortise lock Kit includes: Jig, Case (3 wood cutter bits and long boring shaft)	40-160 40-165 40-167	40-169 40-170	**$1,329.00**

Installation Tools

Part Number	Description	Price Each
40-161	5/8" Woodcutter Bit	**$125.00**
40-162	11/16" Woodcutter Bit	**125.00**
40-163	3/4" Woodcutter Bit	**125.00**
40-164	13/16" Woodcutter Bit	**125.00**
40-165	7/8" Woodcutter Bit	**136.00**
40-166	15/16" Woodcutter Bit	**136.00**
40-167	1" Woodcutter Bit	**136.00**
40-168	1-1/16" Woodcutter Bit	**136.00**
40-169	1-1/4" Woodcutter Bit	**166.00**
40-170	Long boring shaft for locks up to 6"	**260.00**

Notes

Table of Contents

Display Mounts Merch-3
Solid Oak Mounts Merch-3
Special Parts..... Merch-3
Miscellaneous **Merch-4**
Finish Selector Kit Merch-4
Plastic Lock Case Cover Merch-4
Promotional Items Merch-4
How To Order **Forms & Examples**

Product literature is available, contact Customer Service.

Solid Oak Mounts

44-104	**44-105**	**44-106*** 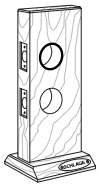	**44-107** 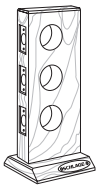
44-108 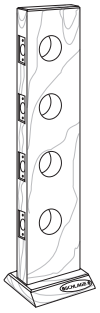	**44-109***	**44-110** 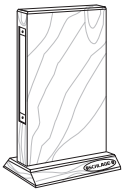	**44-111**
44-112	**44-113** 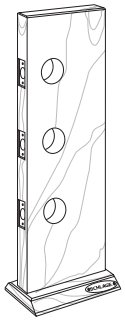	**44-119***	**44-120*** 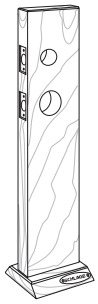
44-121 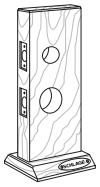	**XL11-806** 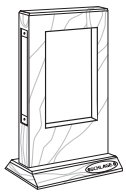	**44-161**	**44-162** 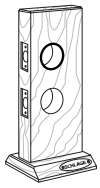

** Top and bottom holes are 4" center to center.*

Display Mounts

		Dimensions				
Part Number	Description	A	B	C	Overall	Price Each
44-104	B (except BR260 & B260E)	2 3/8"	1 1/2"	1 1/8"	6" x 9 1/2"	**$102.00**
44-105	A, F, B (single) and BE	2 3/8"	2 1/8"	1"	6" x 9 1/2"	**102.00**
44-106	A with B, F, FE,and H (double)	2 3/8"	2 1/8"	1"	6" x 14"	**122.00**
44-107	A, F, B (triple)	2 3/8"	2 1/8"	1"	6" x 14"	**130.00**
44-108	A, F, B (quadruple)	2 3/8"	2 1/8"	1"	6" x 24 1/2"	**163.00**
44-109	F, FE300	2 3/8"	2 1/8"	1"	6" x 24 1/2"	**134.00**
44-212	L9000	2 3/4"	—	—	8 1/2" x 14"	**140.00**
44-111	A, B600/700/800, D Knob, S (single)	2 3/4"	2 1/8"	1 1/8"	8 1/2" x 14"	**152.00**
44-112	D Lever, AL (single), ND Lever	2 3/4"	2 1/8"	1 1/8"	8 1/2" x 14"	**186.00**
44-113	A, S, D Knob (triple)	2 3/4"	2 1/8"	1 1/8"	8 1/2" x 24 1/2"	**216.00**
44-115	Clear plastic mount ring	—	2 1/8"	—	2 1/2" x 1"	**43.20**
44-119	F300 BOW	2 3/8"	1 1/2" (top) 2 1/8" (bottom)	1"	6" x 24 1/2"	**141.00**
44-120	F300 CEN	2 3/8"	1 1/2" (top) 2 1/8" (bottom)	1"	6" x 24 1/2"	**130.00**
44-121	S200, H	2 3/8"	1 1/2" (top) 2 1/8" (bottom)	1"	6" x 14"	**146 .00**
44-161	FE & BE Keypad Lock Mount	2 3/8"	2 1/8"	1"	6 " x 14"	**96.50**
44-162	FE & BE Keypad Lock & Keypad Deadbolt Mount	2 3/8"	1 1/2" (top) 2 1/8" (bottom)	1"	6 " x 19 "	**124.00**
44-165	CS200, FE400, H200 5 1/2" mount	2 3/8"	2 1/8"	1"	6" x 19"	**133.00**
44-166	CS200, FE400, H200 4" mount	2 3/8"	2 1/8"	1"	6" x 19"	**133.00**

** For special L lock mount, see **Special Parts**.*

Notes: 1) Price does not include lock.
2) L400-Series mounts are not available.

Special Parts

Extended Factory Lead Time

Part Number	Description	Price Each
XL11-806	Modified 44-110 display mount with see-through window	**$507.00**

Note: 1) If you are unable to find your required hardware solution in this price book, please use the Schlage Innovation Center Process in the forms and example section.

39-029

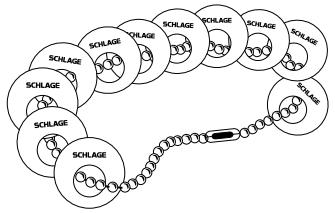

Finish Selector Kit

Part Number	Description	Price Each
39-029	Finish selector kit Finishes: 505, 605, 606, 609, 612, 613, 619, 620, 622, 625, 626, 629, 630, 716, 643e	**$38.40**

Plastic Lock Case Cover

Part Number	Description	Price Each
39-042	Plastic lock case cover (for display), L-Series	**$78.30**

Modular Cylinder Sales Kit

Part Number	Description	Price Each
40-224	Contents: FSIC Classic, SFIC Everest 29 R, Primus XP Classic, Everest 29 S, Everest 29 S Primus XP, Mortise Modular Cylinder, Rim Modular Cylinder	**$868.00**

Part Number	Page Number
01-001	65
01-002	65
01-008	65
01-009	65
01-018	65
01-026	65
01-053	65
01-055	67
01-056	67
01-057	67
01-058	67
01-060	67
01-063	67
02-037	324
03-000	110
03-030	110
03-031	110
03-032	110
03-042	112
03-200	110
03-230	110
03-231	110
03-232	110
03-233	110
03-234	110
03-235	110
03-236	110
03-237	110
03-244	110
03-255	110
03-266	110
03-277	110
04-001	92
04-002	92
04-006	92
04-007	92
04-020	93
04-021	93
04-022	93
04-023	93
04-025	93
04-026	93
04-030	92
04-031	92
04-033	92
04-034	92
04-060	79
06-242	230
08-000	254
08-020	252
08-020 xxx	272
08-021	272
08-027	252
08-027 xxx	272
08-029	230
08-030	252
08-030 xxx	272
08-032	252
08-034	252
08-035	252
09-019	310
09-060	113
09-061	113
09-062	113
09-063	113
09-138	192
09-139	192
09-155	192
09-156	192
09-157	192
09-158	192
09-159	192
09-189	192
09-195	310
09-196	310
09-197	310
09-198	310
09-199	310
09-200	310
09-401	183, 213
09-402	183, 213
09-403	183, 213
09-403 xx	263
09-404	183, 213
09-409	307
09-410	307
09-411	307
09-412	307
09-416	310
09-417	310
09-418	310
09-446	180
09-447	180
09-449	180
09-451	180
09-454	180
09-455	180
09-456	180
09-459	263
09-473	181
09-474	181
09-475	181
09-477	181
09-483 134	182
09-483 138	182
09-483 200	182
09-483 212	182
09-483 214	182
09-484 114	181
09-484 118	181
09-484 138	181
09-485 114	181
09-485 118	181
09-485 138	181
09-486	263
09-487 xx	186, 215
09-488 134	182
09-488 138	182
09-488 200	182
09-488 212	182
09-488 214	182
09-493	182
09-494	181
09-494 112	181
09-494 1316	181
09-502	263
09-506	184, 214
09-508	183, 213
09-509 027	186, 215
09-509 033	186, 215
09-509 040	186, 215
09-509 047	186, 215
09-550	184, 214
09-551	184, 214
09-552	184, 214
09-553	184, 214
09-554	214
09-555	214
09-611	188
09-632	183, 213
09-633	183, 213
09-634	183, 213
09-635	183, 213
09-636	183, 213
09-637	183, 213
09-638	183, 213
09-639	183, 213
09-640	213
09-641	213
09-655	184, 214
09-661	185
09-662	185
09-663	185
09-664	185
09-665	185
09-666	185
09-667	185
09-668	185
09-669	185
09-670	185
09-671	185
09-672	185
09-713	185
09-717	185
09-718	185
09-751	307
09-752	307
09-753	307
09-754	307
09-756	310
09-757	310
09-764	307
09-765	307
09-766	307
09-767	307
09-774	113, 346
09-833	307
09-834	307
09-835	307
09-836	307
09-900 xx	186, 215
09-904 xx	186, 215
09-905	186, 215
09-907	215
09-992	360
09-993	360
09-994	360
09-995	360
09-996	360
09-997	360
09-998	360
10-001	123, 228, 229, 253, 263, 272
10-001 100	66, 80
10-001 112	66, 80
10-001 114	66, 80
10-001 118	66, 80
10-001 134	66, 80
10-001 200	66, 80
10-001 xx	123, 263, 272
10-004	66, 80, 123, 263, 272
10-013-112	93, 112
10-013-118	93, 112
10-016	93, 112
10-025 112	66, 80
10-025-112	93, 112
10-025 138	66, 80, 272

Part Number	Page Number
10-025-138	93, 112
10-025 1316	66, 80, 123, 263, 272
10-025-1316	93, 112
10-025 xx	123, 263
10-026	66, 80, 228, 229, 253, 263, 272
10-027	66, 80, 228, 229, 253, 263, 272
10-058	66, 80, 253
10-064	134, 146, 253
10-072 1316	185
10-072 xx	185
10-073	185
10-075	185
10-078	185
10-079	185
10-087	134, 146
10-091	185
10-092	134, 146, 228, 229, 253
10-094	134, 146, 228, 229, 253
10-095	134, 146, 228, 229, 253
10-103	134, 146
10-104	134, 146
10-108	134
10-109	228, 229, 253
10-110	253
10-111	253
10-112	134, 146, 253
10-116	228, 229
10-121	228, 229
10-122	228, 229
10-123	228, 229
10-124	228, 229
10-140	113
10-141	113
10-142	113
10-143	113
10-251	253
10-253	253
10-256	253
10-257	253
10-258	253
10-259	253
11-068	65, 80
11-069	65, 80
11-085	65, 80
11-088	65, 80
11-091	65, 80
11-092	65, 80
11-096	65, 80
11-103	65, 80
11-104	65, 80
11-105	65, 80
11-110	65, 80
11-111	65, 80
11-112	65, 80
11-113	65
11-116	65, 80
11-118	65, 80
12-100	123
12-103	123
12-287	134
12-288	134, 252
12-289	134, 252
12-290	134
12-291	134, 229, 252
12-297	146
12-317	146
12-339	229
12-340	229
12-617	147
12-618	147
12-625	147
12-626	134, 147
12-627	146
12-628	146
12-630	146
12-631	146
12-632	146
12-633	134, 146, 229, 252
12-640	146
12-641	146
12-642	146
12-643	146
12-650	146
12-651	146
12-652	146
12-653	146
13-247	92, 112
13-248	92, 112
14-010	92, 112
14-028	92, 112
14-042	92, 112
14-047	92, 112
14-048	92, 112
16-132	229, 253, 272
16-203	272
16-204	253, 272
16-228	229, 253
16-260	229
16-480	253
16-481	253
16-482	253
16-483	229, 253
16-484	229, 253
20-001	195, 330, 339
20-001-118	352
20-002	330
20-009	349
20-013	331
20-021	343
20-022	343
20-030	352
20-033	352
20-057	344
20-059	335
20-060	336
20-061	335
20-062	336
20-066	352
20-067	352
20-069	352
20-071	320
20-071-XP	320
20-072	320
20-072-XP	320
20-079	344
20-090	336
20-091	336
20-172	317
20-174	317
20-188	137, 320
20-188-XP	137, 320
20-189	137, 320
20-189-XP	137, 320
20-190	137, 320
20-190-XP	137, 320
20-191	137, 320
20-191-XP	137, 320
20-200	311
20-201	311
20-202	311
20-203	311
20-204	311
20-205	311
20-206	311
20-207	311
20-208	311
20-209	311
20-210	311
20-211	311
20-212	311
20-213	311
20-214	311
20-215	311
20-216	311
20-217	311
20-218	311
20-219	311
20-220	311
20-221	311
20-222	311
20-223	311
20-224	311
20-225	311
20-226	311
20-227	311
20-228	311
20-229	311
20-500	195, 330
20-500-XP	195, 330
20-501	195, 330
20-501-XP	195, 330
20-505	349
20-505-XP	349
20-506	331
20-506-XP	331
20-508	331
20-508-XP	331
20-509	343
20-509-XP	343
20-510	343
20-510-XP	343
20-515	195, 330
20-515-XP	195, 330
20-516	343
20-516-XP	343
20-517	195, 219, 330
20-517-XP	195, 219, 330
20-518	331
20-518-XP	331
20-519	347
20-519-XP	347
20-520	347
20-520-XP	347
20-523	348
20-523-XP	348
20-524	69, 95, 312, 314
20-524-122	69, 312
20-524-122-XP	312
20-524-XP	69, 95, 312, 314
20-524-XP-122	69
20-526	347
20-526-XP	347
20-527	347
20-527-XP	347
20-528	83, 314, 342

Part Number	Page Number
20-528-XP	83, 314, 342
20-529	125, 322
20-529-XP	125, 322
20-530	322
20-530-XP	322
20-531	322
20-531-XP	322
20-539	342, 347
20-539-XP	347
20-542	150, 327
20-542-XP	150, 327
20-543	150, 327
20-543-XP	150, 327
20-544	150, 327
20-544-XP	150, 327
20-545	137, 150, 320, 327
20-545-XP	137, 150, 320, 327
20-546	137, 150, 320, 327
20-546-XP	137, 150, 320, 327
20-547	348
20-547-XP	348
20-548	95, 314
20-548-XP	95, 314
20-550	313, 315, 342
20-550-XP	313, 315, 342
20-552	254, 274, 316
20-552-XP	254, 274, 316
20-554	313
20-554-XP	313
20-562	347
20-562-XP	347
20-565	113, 315
20-565-XP	113, 315
20-572	317
20-572-XP	317
20-574	317
20-574-XP	317
20-587	195, 219, 330
20-587-XP	195, 219, 330
20-589	333
20-589-XP	333
20-593	195, 219, 330
20-593-XP	195, 219, 330
20-700	195, 330
20-700-XP	195, 330
20-701	195, 330
20-701-XP	195, 330
20-705	349
20-705-XP	349
20-706	331
20-706-XP	331
20-708	331
20-708-XP	331
20-709	343
20-709-XP	343
20-710	343
20-710-XP	343
20-715	195, 330
20-715-XP	195, 330
20-716	343
20-716-XP	343
20-717	195, 219, 330
20-717-XP	195, 219, 330
20-718	331
20-718-XP	331
20-719	347
20-719-XP	347
20-720	347
20-720-XP	347
20-722	336
20-722-XP	336
20-723	348
20-723-XP	348
20-724	69, 95, 312, 314
20-724-122	69, 312
20-724-122-XP	312
20-724-XP	69, 95, 312, 314
20-726	347
20-726-XP	347
20-727	347
20-727-XP	347
20-728	83, 314, 342
20-728-XP	83, 314, 342
20-729	125, 322
20-729-XP	125
20-730	322
20-730-XP	322
20-731	322
20-731-XP	322
20-739	342, 347
20-739-XP	347
20-740	270, 345
20-740-XP	345
20-741	345
20-741-XP	345
20-742	150, 326
20-742-XP	150, 326
20-743	150, 326
20-743-XP	150, 326
20-744	150, 326
20-744-XP	150, 326
20-745	137, 150, 320, 326
20-745-XP	137, 150, 320, 326
20-746	137, 150, 320, 326
20-746-XP	137, 150, 320, 326
20-747	348
20-747-XP	348
20-748	95, 314
20-748-XP	95, 314
20-750	313, 315, 342
20-750-XP	313, 315, 342
20-752	254, 270, 274, 316
20-752-XP	254, 274, 316
20-757	344
20-757-XP	344
20-762	347
20-762-XP	347
20-763	335
20-763-XP	335
20-765	113, 315
20-765-XP	113, 315
20-766	336
20-766-XP	336
20-771	335
20-771-XP	335
20-772	317
20-772-XP	317
20-774	317
20-774-XP	317
20-776	335
20-776-XP	335
20-782	335
20-782-XP	335
20-783	335
20-783-XP	335
20-787	195, 219, 330
20-787-XP	195, 219, 330
20-789	333
20-789-XP	333
20-793	195, 219, 330
20-793-XP	195, 219, 330
20-798	335
20-798-XP	335
20-854	313
20-854-XP	313
21-000	113
21-002	69, 95, 312, 314
21-002-122	69, 312
21-003	69, 312
21-003-098	314
21-003-168	69, 312
21-020	83, 314, 342
21-021	83, 314
21-059	254, 274, 316
22-001	125, 322
22-002	125, 322
22-003	137, 320
22-004	137, 320
22-017	322
22-018	322
22-019	322
22-020	322
22-061	323
22-062	323
22-069	320
22-081	254, 322
22-082	322
22-085	150, 326
22-086	150, 326
22-093	230, 322
22-642	150, 326
22-643	150, 326
22-644	150, 326
22-645	137, 320
22-646	137, 320
23-000	315
23-001	95, 314
23-003	95, 314
23-003-098	95
23-013	313, 315, 342
23-014	315
23-030	345
23-030-ICX	381
23-031	345
23-065	113, 315
23-118	313
24-022	347
24-031	342
24-032	342
24-033	342
24-034	342
24-035	342
24-119	347
24-120	347
24-123	348
24-126	347
24-127	347
24-139	342, 347
24-147	348
24-561	342
24-561-XP	342
24-562	342
24-562-XP	342
24-563	342
24-563-XP	342
24-564	342
24-564-XP	342

Part Number	Page Number
24-565	342
24-565-XP	342
24-567	333
24-567-XP	333
24-569	254, 322
24-569-XP	254, 322
24-570	322
24-570-XP	322
24-761	342
24-761-XP	342
24-762	342
24-762-XP	342
24-763	342
24-763-XP	342
24-764	342
24-764-XP	342
24-765	342
24-765-XP	342
24-767	333
24-767-XP	333
24-769	254, 322
24-769-XP	254, 322
24-770	322
24-770-XP	322
26-021	195, 330, 339
26-023	333, 339
26-064	335
26-072	331
26-073	331
26-091	335
26-094	335
26-098	336
30-001	195, 219, 330, 339
30-002	195, 330, 339
30-004	333, 339
30-005	333, 339
30-007	335
30-008	335
30-010	335
30-016	335
30-021	195, 219, 330, 339
30-022	195, 330, 339
30-030	335
30-032	335
30-120	345
30-121	345
30-137	335
30-138	335
30-140	335
33-005	358
33-007	347, 348, 358
33-058	358
33-059	358
33-059-149	358
33-060	347, 358
33-065	358
33-080	347, 358
33-081	347, 358
33-119	312, 314, 315, 316, 317, 320, 326, 342, 347, 358
33-133	358
33-134	313
33-136	312, 313, 314, 315, 316, 317, 320, 326, 342, 347, 358
33-137	312, 313, 314, 315, 316, 317, 320, 342, 347, 352, 358
33-138	312, 313, 314, 315, 316, 317, 320, 342, 347, 352, 358
33-139	358
33-154	312, 313, 314, 315, 316, 317, 320, 327, 342, 347, 358
33-160	358
33-162	347, 348, 358
33-163	347, 348, 358
33-167	326, 358
33-186	326, 358
33-213	312, 313, 314, 315, 316, 317, 320, 326, 347, 358, 359
33-214	312, 313, 314, 315, 316, 317, 320, 326, 347, 358, 359
33-216	312, 314, 315, 358
33-219	347, 348
33-221	312, 313, 314, 315, 316, 317, 320, 327, 342, 347, 358
33-222	347, 358
33-223	347, 358
33-224	347, 348, 358
33-225	347, 348, 358
33-231	347, 348, 358
33-232	347, 358
33-233	352, 358
33-234	352, 358
33-235	312, 314, 315, 358
33-236	358
33-616	352, 358
33-806	352, 358
34-001	354
34-002	354
34-003	354
34-004	354
34-005	354
34-006	354
34-007	354
34-058	354
34-101	354
34-102	354
34-103	354
34-202	354
34-203	354
34-204	354
34-205	354
34-206	354
34-207	354
34-208	354
34-209	354
34-300	354
34-301	354
34-302	354
34-303	354
34-304	354
34-305	354
34-306	354
34-307	354
34-308	354
34-309	354
34-401	354, 423
34-800	355
34-801	355
34-802	355
34-803	355
34-804	355
34-805	355
34-806	355
34-807	355
34-808	355
34-809	355
34-902	355
34-903	355
34-904	355
34-905	355
34-906	355
34-907	355
34-908	355
34-909	355
34-910	355
34-911	355
34-912	355
34-913	355
34-914	355
34-915	355
34-916	355
34-917	355
34-918	355
34-919	355
34-950	355
34-952	355
35-002	366
35-003	366
35-004	372
35-004-XP	373
35-005	372
35-005-XP	373
35-006	372
35-006-XP	373
35-007	366
35-008	377
35-009	366
35-012	372
35-012-XP	373
35-013	372
35-013-XP	373
35-015	366
35-016	366
35-019	372
35-019-XP	373
35-021	367
35-039	377
35-052	370
35-052-XP	371
35-053	370
35-053-XP	371
35-056	364
35-057	377
35-076	364
35-077	364
35-079	364
35-097	377
35-100	364
35-101	364
35-102	364
35-104	377
35-110	377
35-111	377
35-115	370
35-115-XP	371
35-116	370
35-116-XP	371
35-130	364
35-131	364
35-135-C	385
35-138	374
35-138-XP	375
35-140	364
35-141	364
35-143	364
35-144	364
35-157	370

Part Number	Page Number
35-157-XP	371
35-158	370
35-158-XP	371
35-159	370
35-159-XP	371
35-171	370
35-172-XP	370, 371
35-199	374
35-199-XP	375
35-215	374
35-215-XP	375
35-216	374
35-216-XP	375
35-218	374
35-218-XP	375
35-223	378
35-224	378
35-227	378
35-228	378
35-229	378
35-231	377
35-250	377
35-251	377
35-264	369
35-267	368
35-268	368
35-269	368
35-270	368
35-271	368
35-272	368
35-273	374
35-273-XP	375
35-289	377
35-310	367
35-400	369
35-401	367
35-421-XP	376
35-422-XP	376
35-423-XP	376
35-424-XP	376
35-425	367
35-427-XP	376
35-429	369
35-430	369
35-431-XP	376
36-066	324, 344
36-067	324
36-068	324
36-069	324
36-070	324
36-071	324
36-072	324
36-079	340
36-080	191
36-082	340
36-083	340
36-085	324
36-086	321, 323, 324
37-001	67, 81, 93, 115
37-015	185
37-016	134, 135, 146, 147, 229
38-016	123
38-017	123
38-018	68, 94, 273
38-031	123, 135
38-032	123
38-033	349
38-034	134, 147
38-070	334
38-090	193
38-091	193
38-092	193
38-093	193
38-094	193
38-095	193
39-029	430
39-030	65, 80, 92, 112, 123, 134, 146, 252, 253, 272
39-034	193
39-042	191, 430
39-234	193
40-015	422
40-017	422
40-026	422
40-029	422
40-030	422
40-031	422
40-032	422
40-035	422
40-049	422
40-054	423
40-060	372, 374
40-060-XP	373, 375
40-061	370
40-061-XP	371
40-062	370
40-062-XP	371
40-065	370
40-065-XP	371
40-066	419
40-070	418
40-071	420
40-074	419
40-075	419
40-097	423
40-099	419
40-104	419
40-112	422
40-119	418
40-128	420
40-129	420
40-132	418
40-133	418
40-134	418
40-147	424
40-148	424
40-152	422
40-153	422
40-158	422
40-160	425
40-161	425
40-162	425
40-163	425
40-164	425
40-165	425
40-166	425
40-167	425
40-168	425
40-169	425
40-170	425
40-171	420
40-172	420
40-173	420
40-175	422
40-176	422
40-177	422
40-179	422
40-181	420
40-223	423
40-224	430
40-225	368
40-226	422
40-227	422
40-228	422
40-247	420
40-286	422
40-296	420
40-400	111
40-600	111
41-005	65
43-005	80, 92, 112
44-104	429
44-105	429
44-106	429
44-107	429
44-108	429
44-109	429
44-111	429
44-112	429
44-113	429
44-115	429
44-119	429
44-120	429
44-121	429
44-161	429
44-162	429
44-165	429
44-166	429
44-212	429
47-413	317
47-414	317
47-542	317
47-542-XP	317
47-543	317
47-743	317
47-743-XP	317
47-744	317
47-744-XP	317
48-002	366
48-003	366
48-004	372
48-004-XP	373
48-005	372
48-005-XP	373
48-006	372
48-006-XP	373
48-007	366
48-008	377
48-009	366
48-012	372
48-012-XP	373
48-013	366
48-014	374
48-014-XP	375
48-015	366
48-016	366
48-019	372
48-019-XP	373
48-020	372
48-020-XP	373
48-021	367
48-034	368
48-039	377
48-052	370
48-052-XP	371
48-053	370
48-053-XP	371

Part Number	Page Number
48-056	365
48-056-ICX	381
48-076	365
48-077	365
48-079	365
48-097	377
48-100	365, 384
48-101	365
48-101-ICX	381
48-102	365
48-104	377
48-113	377
48-114	377
48-115	370
48-115-XP	371
48-116	370
48-116-XP	371
48-130	365
48-131	365
48-140	365
48-141	365
48-143	365
48-144	365
48-157	370
48-157-XP	371
48-158	370
48-158-XP	371
48-159	370
48-159-XP	371
48-171	370
48-171-XP	371
48-172	370
48-172-XP	371
48-199	374
48-199-XP	375
48-215	374
48-215-XP	375
48-216	374
48-216-XP	375
48-218	374
48-218-XP	375
48-223	378
48-224	378
48-227	378
48-228	378
48-229	378
48-264	369
48-267	368
48-268	368
48-269	368
48-270	368
48-271	368
48-272	368
48-273	374
48-273-XP	375
48-289	377
48-310	382
48-311	382
48-400	369
48-401	367
48-421-XP	376
48-422-XP	376
48-423-XP	376
48-424-XP	376
48-425	367
48-426	367
48-429	369
48-430	369
48-431-XP	376

Part Number	Page Number
48-432-XP	376
49-000	369
49-002	366
49-003	366
49-004	372
49-004-XP	373
49-005	372
49-005-XP	373
49-007	366
49-009	366
49-012	372
49-012-XP	373
49-015	366
49-016	366
49-020	372
49-020-XP	373
49-021	367
49-022	367
49-023	374
49-023-XP	375
49-052	370
49-052-XP	371
49-053	370
49-053-XP	371
49-056	365
49-076	365
49-077	365
49-079	365
49-100	365, 384
49-101	365
49-102	365
49-115	370
49-115-XP	371
49-116	370
49-116-XP	371
49-130	365
49-131	365
49-140	365
49-141	365
49-143	365
49-144	365
49-157	370
49-157-XP	371
49-158	370
49-158-XP	371
49-171	370
49-171-XP	371
49-172	370
49-172-XP	371
49-199	374
49-199-XP	375
49-215	374
49-215-XP	375
49-223	378
49-224	378
49-227	378
49-228	378
49-229	378
49-264	369
49-267	368
49-268	368
49-269	368
49-270	368
49-271	368
49-272	368
49-273	374
49-273-XP	375
49-355	369
49-356	367

Part Number	Page Number
49-400	369
49-401	367
49-421-XP	376
49-422-XP	376
49-423-XP	376
49-424-XP	376
49-425	367
49-426	367
49-429	369
49-430	369
49-431-XP	376
49-432-XP	376
50-001	383
50-002	380
50-003	379
50-120	386
50-121	386
50-122	386
50-123	386
50-210	383
50-211	383
50-214	387
50-215	387
50-216	380
50-217	379
50-219	379
50-220	379
50-221	379
50-223	384
50-224	384
50-227	387
50-228	387
50-229	379
50-230	385
50-231	381, 382
50-232	387
50-233	379
50-600	386
50-700	386
51-021	79
51-022	79
51-023	79
51-024	79
51-025	79
51-026	79
51-037	81
51-038	81
51-039	81
51-040	81
51-041	81
60-000	387
60-001	387
61-500	137
61-501	137
61-502	137
61-503	137
61-504	137
61-505	137
61-506	137
61-507	137
61-509	135, 377
61-510	135, 377
68-001	252
68-001 xxx	272
68-002 xxx	272
68-003	252, 272
68-004	252, 272
68-011 xxx	272
68-012 xxx	272

Part Number	Page Number
68-013 xxx	272
80-033	346
80-035	382
80-036	346
80-037	346
80-043	346
80-101	337
80-102	337
80-103	338
80-104	337
80-105	338
80-108	337
80-109	337
80-110	337
80-111	338
80-112	337
80-113	338
80-115	337
80-116	344
80-129	344
80-131	337
80-132	337
80-133	338
80-134	337
80-135	338
80-138	337
80-159	344
80-301	337
80-302	337
80-303	338
80-304	337
80-305	338
80-308	337
80-329	344
90-200	356
90-200-2	356
90-200-2-4	356
90-200-2-4-6	356
90-200-2-4-6-8	356
90-200-2-4-8	356
90-200-2-6	356
90-200-2-6-8	356
90-200-2-8	356
90-200-4	356
90-200-4-6	356
90-200-4-8	356
90-200-6	356
90-200-6-8	356
90-200-8	356
90-201	356
90-201-3	356
90-201-3-5	356
90-201-3-5-7	356
90-201-3-5-7-9	356
90-201-3-5-9	356
90-201-3-7	356
90-201-3-9	356
90-201-5	356
90-201-5-7	356
90-201-5-7-9	356
90-201-5-9	356
90-201-7	356
90-201-7-9	356
90-201-9	356
90-202	356
90-202-4	356
90-202-4-6	356
90-202-4-6-8	356
90-202-4-8	356
90-202-6	356
90-202-6-8	356
90-202-8	356
90-203	356
90-203-5	356
90-203-5-7	356
90-203-5-7-9	356
90-203-5-9	356
90-203-7	356
90-203-7-9	356
90-203-9	356
90-204	356
90-204-6	356
90-204-6-8	356
90-204-8	356
90-205	356
90-205-7	356
90-205-7-9	356
90-205-9	356
90-206	356
90-206-8	356
90-207	356
90-207-9	356
90-208	356
90-209	356
91-001	317
91-002	317
91-004	69, 95, 312, 314
91-005	69, 312
91-006	83, 314
91-007	254, 274, 316
91-008	125
91-009	320
91-010	320
91-011	320
91-014	320
91-015	320
91-016	95, 314
91-017	313, 315
91-018	113, 315
91-019	313
91-020	347
91-027	347
91-028	150, 326
91-029	150, 326
91-030	150, 326
91-031	150, 326
91-032	150, 326
91-042	347
91-043	347
91-044	348
91-045	347
91-046	348
91-051	195, 330
91-059	195
91-060	332
91-061	332
91-062	195, 330
91-074	343
91-075	343
91-163	335
91-165	335
91-169	335
91-172	336
91-173	335
91-174	336
91-175	336
91-175-XP	336
91-194	310
91-195	310
91-196	310
91-197	310
91-198	310
91-199	310
91-200	308
91-451	309
91-453	309
91-500	308
91-504-XP	69
91-505-XP	69
91-551	309
91-552	309
91-553	309
91-700	308
91-701-XP	320
91-702-XP	320
91-703-XP	320
91-704-XP	69, 95, 312, 314
91-705-XP	69, 312
91-706-XP	83, 314
91-707-XP	125
91-708-XP	347
91-709-XP	150, 326
91-710-XP	150, 326
91-711-XP	150, 326
91-712-XP	150, 320, 326
91-713-XP	150, 320, 326
91-714-XP	95, 314
91-715-XP	313, 315
91-718-XP	113, 315
91-719-XP	317
91-720-XP	317, 347
91-721-XP	313
91-722-XP	254, 274
91-729-XP	254
91-742-XP	347
91-743-XP	347
91-744-XP	348
91-745-XP	347
91-746-XP	348
91-751-XP	195, 330
91-757-XP	195, 330
91-758-XP	332
91-759-XP	195, 332
91-772-XP	316
91-774-XP	343
91-775-XP	343
91-874-XP	336
021415	422
030730-001	342
030730-002	342
820406	301
829632-26	286
840088-00	286
840613-00	286
840956-04	285
840956-25	285
840956-26	285
840956-32	285
840957-04	285
840957-25	285
840957-26	285
840957-32	285
840964-03	285
840964-04	285
840964-13	285
840964-25	285
840964-26	285

Part Number	Page Number
840965-31	285
840965-32	285
840967-64	285
850410	300
855101	299
855118	299
855125	299
855156	300
994800	301
994848	299
994862	301
999201	301
999218	301
999225	301
999232	300
999249	301
999256	301
999263	301
999270	301
999461	291, 301
999478	291, 301
23446339	345
23446347	346
23538077	318
23538085	313, 318
24002693	422
24085037	114
24085060	114
24088544	114
24088551	114
24302960	218
24341471	422
24353625	193
24358830	193
24457715	193
24457723	193
24483760	115
24511081	218
24594970	214
24616914	217
24616922	218
24616930	218
24624892	218
24625642	218
24625667	218
24625717	218
24641714	218
24647265	217
24653917	218
24653925	218
24664997	217
24665002	217
24683542	218
24691750	217
24691768	217
24691776	217
24691784	217
24721714	217
24721722	217
24750408	217
24756504	217
24759599	217
24759623	217
24759656	217
24759664	217
24792558	217
24865057	218
24869893	218
24869901	218
46929456	346
48968887	217
49001704	218
840964725	285

A

Part Number	Page Number
A100-045	347, 360
A100-046	347, 360
A100-047	347, 360
A100-048	347, 360
A100-049	347, 360
A100-050	347, 348, 360
A100-051	352, 360
A100-052	347
A100-053	82
A100-054	82
A201-330	68
A201-370	68, 82
A201-377	68
A201-399	68
A201-406	68
A201-558	65
A201-683	347, 348
A201-684	68
A201-688	68
A201-690	347, 360
A201-691	360
A201-811	69
A201-812	69
A201-814	69
A201-848	360
A201-849	347, 348
A201-934	318
A301-043	348
A301-337	312, 314, 318
A301-338	312, 318, 347, 348
A301-339	312, 318
A301-386	68
A301-387	68
A301-391	68
A301-402	68, 82
A301-403	68
A301-404	68
A301-405	68
A301-406	68
A301-409	68
A301-410	68
A500-00	68
A500-002	68
A501-161	69
A501-167	68, 82, 94
A501-171	83, 95, 115
A501-305	68, 82
A501-311	82
A501-498	68
A501-499	68
A501-565	67, 81, 93, 115, 123, 135, 147
A501-566	67, 81, 93, 115, 123, 135, 147
A501-567	67, 81, 93, 115
A501-615	68, 82
A501-633	68
A501-693	312, 318
A501-710	68
A501-721	68, 82
A501-746	83, 95
A501-766	65
A501-767	68
A501-768	68
A501-769	69
A501-770	69
A501-783	348
A501-791	68, 82
A501-818	69
A501-874	68, 82
A501-878	67, 81, 93, 135, 273
A501-901	68, 82
A501-941	65
A501-945	230
A501-991	312, 318
A508-399	68
A508-597	68, 82
A508-598	68
A508-600	68
A508-605	68
A508-606	318
A508-614	318
A508-640	68
A508-641	68
A508-649	69
A508-650	69
A508-652	342
A508-653	312, 313, 314, 315, 316, 317, 320, 326, 347, 352, 359, 360
A508-655	312, 313, 314, 315, 316, 317, 320, 326, 327, 342, 347, 359, 360
A508-660	312, 313, 314, 315, 316, 317, 320, 326, 347, 348
A508-661	312, 313, 314, 315, 316, 317, 320, 326, 347
A508-662	347
A590-158	68, 82
A590-159	68, 82
A590-180	68, 82
A590-181	68, 82
A700-003	82
A700-004	82
A700-014	82
A700-015	82
A700-016	82
A700-017	68, 82
A700-021	79
A700-023	314, 318
A700-028	81
A700-029	81
A700-030	81
A700-031	314, 318, 342
A700-032	83
A700-033	81
A700-034	81
A700-036	82
A700-039	79
A700-041	79
A700-043	81
A700-044	79
A700-045	79
A700-046	82
A700-047	79, 82
A700-048	81
A700-049	81
A700-050	81
A700-051	81
A700-052	79
A700-056	82
A700-057	82
A710-001	82

Part Number	Page Number
A710-004	82
A710-007	82
A710-008	82
A710-020	82
B	
B202-269	324, 325
B202-328	344
B202-339	349
B202-369	324, 325
B202-370	324, 325, 329
B202-453	324, 325, 329
B202-509	125
B202-517	83, 95, 115, 125, 264
B202-557	324, 329
B202-558	324, 325
B202-560	125
B202-578	230
B202-580	321, 324, 325
B202-671	123
B202-672	123
B202-824	322
B202-825	322
B202-957	321, 324
B220-001	344
B220-006	360
B220-032	324, 329
B220-036	324
B220-043	125
B220-050	338
B220-117	360
B220-280	360
B220-282	360
B220-284	360
B250PD	121
B300-057	230
B300-058	230
B300-108	321
B302-041	134
B302-043	321
B302-045	134
B502-191	333, 334, 341, 350
B502-200	344
B502-209	344
B502-292	334
B502-310-604	344
B502-380	334
B502-468	334, 352
B502-486	349
B502-815	123
B502-873	230
B502-899	344
B502-907	341
B502-942	334, 352
B502-943	334
B502-944	334
B502-945	334
B502-946	349
B502-948	333, 334, 341, 350
B502-949	324
B502-998	254
B502-999	324, 325
B520-086	124
B520-087	124
B520-153	344
B520-223	350
B520-233	350
B520-235	323
B520-236	324, 325
B520-237	324, 325
B520-240	323, 329
B520-242	324, 325
B520-243	324, 325
B520-253	350
B520-254	334, 341
B520-256	350
B520-267	124
B520-268	124
B520-269	124
B520-271	124
B520-295	341
B520-296	350
B520-298	136, 322, 328
B520-309	350
B520-329	350
B520-360	350
B520-361	344
B520-366	350
B520-367	350
B520-375	324
B520-378	336, 338
B520-407	348
B520-408	348
B520-409	348
B520-483	338
B520-484	338
B520-541	321, 323, 324
B520-648	321
B520-649	135
B520-650	135
B520-651	321
B520-652	321
B520-653	321
B520-662	136
B520-663	136
B520-667	321
B520-685	323
B520-690	334, 359
B520-691	334, 359
B520-692	334, 359
B520-693	334, 359
B520-698	336, 341
B520-721	359
B520-722	359
B520-723	359
B520-724	359
B520-725	359
B520-726	359
B520-727	359
B520-728	349
B520-729	349
B520-730	350
B520-731	350
B520-732	350
B520-733	350
B520-734	350
B520-735	350
B520-736	350
B520-737	350
B520-738	341
B520-739	341
B520-740	341
B520-741	341
B520-743	331, 334
B520-744	331, 334
B520-780	351
B520-781	351
B520-782	351
B520-783	351
B520-784	351
B520-785	351
B520-786	351
B520-787	351
B520-788	332
B520-789	332
B530-254	350
B590-295	334
B590-298	359
B590-299	359
B590-443	324
B600-017	147
B600-018	134, 147
B600-029	321, 323, 329
B600-032	323
B600-040	321
B600-041	321, 323
B600-045	321
B600-046	321
B600-047	136
B600-048	136
B600-053	136
B600-066	136
B600-070	328
B600-071	321, 323
B600-078	136
B600-085	321
B600-086	321
B600-089	328, 329
B600-090	328
B600-092	321, 328
B600-100	136
B600-101	136
B600-106	321, 329
B600-107	321, 329, 344
B600-108	321, 329
B610-014	321, 329
B610-024	328
B610-025	328
B610-028	321, 329
B610-031	321, 329
B610-032	321, 329
B610-035	147
B610-040	321, 329
B610-041	321, 328, 329
B610-042	328
B610-043	328
B610-044	328
B610-045	328
B610-046	328
B610-049	148
B610-050	148
B610-051	148
B610-053	148
B610-054	148
B610-055	148
B610-056	148
B610-059	149
B610-061	149
B610-062	149
B610-063	149
B610-064	149
B610-065	149
B610-066	148, 149
B610-071	328
B610-082	326, 327, 328
B610-083	326, 327, 328

Part Number	Page Number
B610-084	326, 327, 328
B610-085	326, 327, 328
B610-086	326, 327, 328
B610-203	321, 329
B610-204	321, 329
B610-205	321, 329
B610-281	321, 329

C

C100-059	94
C100-062	94
C102-522	93
C102-524	93
C102-540	94
C102-541	93
C102-542	93
C102-570	93
C102-572	93
C102-837	94
C102-840	94
C203-034	94
C203-311	69, 83, 95, 115, 125, 149, 254, 273
C203-312	69, 83, 95, 115, 125, 149, 273
C203-376	94
C203-390	94
C203-391	94
C203-411	94
C203-726	352, 360
C203-733	94
C203-736	83, 95, 115, 194
C203-858	94
C203-947	94
C203-948	94
C303-006	94
C303-007	95
C303-028	95
C303-029	83
C303-400	94
C303-421	83
C303-437	347, 348
C303-438	83
C303-439	94
C503-008	68, 94
C503-019	94, 114
C503-113	354
C503-115	345, 354
C503-116	354
C503-118	345, 354
C503-308	82, 94
C503-314	94
C503-324	94
C503-331	114
C503-334	94
C503-335	94
C503-339	94
C503-346	352
C503-359	94
C503-360	94
C503-361	94
C503-362	94
C503-368	94
C503-371	94
C503-400	94
C503-403	92
C503-524	318
C503-746	92
C503-767	312, 314, 315, 318
C503-768	94
C503-775	92
C503-940	92
C503-965	94
C504-114	355
C504-116	355
C603-098	328
C603-195	318
C603-256	69, 83, 95, 115, 124, 148, 273
C603-262	92
C603-500	94
C603-524	314, 318
C603-569	92
C603-623	123, 263
C603-827	345, 354
C603-897	69, 83, 95, 115, 124, 136, 148, 254, 273
C603-936	355
C603-950	354
C603-951	354
C603-952	354
C603-956	345
C603-964	345
C603-967	345
C604-050	352
C604-051	352
C604-052	352
C604-053	352
C604-088	352
C604-089	352
C604-106	314, 318
C604-107	318
C604-144	318
C604-187	94, 114
C604-188	94, 114
C604-191	94, 114
C604-204	94
C604-205	94
C604-226	352
C604-234	352
C604-243	313, 315, 318, 342, 347, 348
C604-268	352
C604-269	352
C604-271	352
C604-273	82, 94
C604-307	65
C604-312	94
C604-333	92
C604-334	336
C604-348	315, 318
C604-354	82
C604-362	318
C604-368	318
C604-369	318
C604-371	318
C604-372	318
C604-381	79
C604-395	83
C604-400	82
C604-402	79
C604-419	352
C607-062	348
CL10-301	319, 416
CL10-350	416
CL10-352	416
CL10-354	416
CL10-355	416
CL10-360	317, 319, 416
CL10-361	319, 416
CL10-362	319, 416
CL100PB	412
CL154PB	412
CL154PB-XP	412
CL174PB	412
CL174PB-XP	412
CL200PB	412
CL254PB	412
CL254PB-XP	412
CL274PB	412
CL274PB-XP	412
CL720-3-1	416
CL720-3-2	416
CL720-3-3	416
CL720-3-4	416
CL720-3-5	416
CL720G	414
CL721G	414
CL725-1	416
CL725G	414
CL725-SP	416
CL728G	414
CL729G	414
CL729S-2	416
CL729S-3	416
CL771G	414
CL774R	413
CL774R-XP	413
CL775G	414
CL775-SP	416
CL777R	413
CL874R	413
CL874R-XP	413
CL888R	413
CL920R	413
CL929R	413
CL974R	413
CL974R-XP	413
CL7788-PA-D	416
CL-ETS1	416
CLTR78	416
CON-6	116, 196, 220
CON-6P	116, 196, 220
CON-6W	116, 196, 220
CON-12	116, 196, 220
CON-12P	116, 196, 220
CON-26	116, 196, 220
CON-26P	116, 196, 220
CON-32	116, 196, 220
CON-32P	116, 196, 220
CON-38	116, 196, 220
CON-38P	116, 196, 220
CON-44	116, 196, 220
CON-44P	116, 196, 220
CON-50	116, 196, 220
CON-50P	116, 196, 220
CON-192	116, 196, 220
CON-192P	116, 196, 220
CON-KIT	116, 196, 220
CS210-B500	227

D

D500-000	79, 113

Part Number	Page Number
E	
E205-204	324, 325
F	
F206-493	230
F206-494	230
F206-496	230
F506-237	273
F506-278	273
F506-359	136
F506-455	264
F506-864	230
F506-867	230, 254
F506-878	230
F605-038	319
G	
G506-815	67, 81, 93, 254, 273
G570-232	68
H	
HANDLE.10155	283
HANDLE.10156	283
HANDLE.10157	283
HANDLE.10158	283
HANDLE.10159	283
HANDLE.10160	283
HANDLE.10161	283
HANDLE.10162	283
HANDLE.10168	283
HANDLE.10170	283
HANDLE.10176	283
HANDLE.10178	283
HANDLE.10179	283
HANDLE.10180	283
HANDLE.10181	283
HANDLE.10182	283
HANDLE.10183	283
HANDLE.10184	283
HANDLE.10185	283
HANDLE.10186	283
HANDLE.10192	283
HANDLE.10194	283
HANDLE.10200	283
HANDLE.10202	283
HANDLE.10203	284
HANDLE.10205	284
HANDLE.10206	284
HANDLE.10207	284
HANDLE.10208	284
HANDLE.10209	284
HANDLE.10211	284
HANDLE.10212	284
HANDLE.10213	284
HANDLE.10215	283
HANDLE.10217	284
HANDLE.10218	284
HANDLE.10219	284
HANDLE.10220	284
HANDLE.10221	285
HANDLE.10222	285
HANDLE.10225	283
HANDLE.10226	285
HANDLE.10229	284
HANDLE.10230	285
HANDLE.10231	285
HANDLE.10236	285
HANDLE.10238	284
HANDLE.10243	285
HANDLE.10248	283
HANDLE.10254	284
HANDLE.10261	284
HANDLE.10262	284
HANDLE.10264	284
HANDLE.10266	284
HANDLE.10267	284
HANDLE.10268	284
HANDLE.10269	284
HANDLE.10270	284
HANDLE.10271	284
HANDLE.10272	284
HANDLE.10273	284
HANDLE.10275	283
HANDLE.10277	284
HANDLE.10278	284
HANDLE.10279	284
HANDLE.10280	284
HANDLE.10281	285
HANDLE.10282	285
HANDLE.10285	285
HANDLE.10286	285
HANDLE.10289	284
HANDLE.10290	285
HANDLE.10291	285
HANDLE.10296	284
HANDLE.10297	284
HANDLE.10298	285
HANDLE.10306	283
HANDLE.10308	283
HANDLE.10317	284
HANDLE.10318	284
HANDLE.10325	285
HANDLE.10326	285
HL6-2	280
HL6-3	280
HL6-5	280
HL6-7	280
HL6-9000RK	281
HL6-9010	281
HL6-9040	281
HL6-9050	281
HL6-9060	281
HL6-9070	281
HL6-9080	281
HL6-9082	281
HL6-9092EL/EU	281
HL6-9095EL/EU	281
HL6-9453	281
HL6-9456	281
HL6-9465	281
HL6-9466	281
HL6-9473	281
HL6-9485	281
HL6-9486	281
HLPART.10040	285
HLPART.10041	285
HLPART.10042	285
HLPART.10043	285
HLPART.10044	285
HLPART.10045	285
HLPART.10047	285
HLPART.10048	285
HLPART.10049	285
HLPART.10051	285
HLPART.10060	286
HLPART.10061	286
HLPART.10062	286
HLPART.10063	286
HLPART.10064	286
HLPART.10065	286
HLPART.10066	286
HLPART.10067	286
HLPART.10068	286
HLPART.10069	286
HLPART.10070	286
HLPART.10071	286
HLPART.10072	286
HLPART.10073	286
HLPART.10074	286
HLPART.10075	286
HLPART.10076	286
HLPART.10077	286
HLPART.10078	286
HLPART.10079	286
HLPART.10080	286
HLPART.10081	286
HLPART.10082	286
HLPART.10083	286
HLPART.10153	286
HLPART.10154	286
HLPART.10155	286
HLPART.10156	286
HLPART.10158	286
HLPART.10159	286
J	
J250-028	136
K	
K110-020	194
K110-020 xx	214
K110-480 316	359
K110-480 605	359
K110-480 606	359
K110-480 609	359
K110-480 612	359
K110-480 613	359
K110-480 619	359
K110-480 625	359
K110-480 626	359
K110-480 629	359
K110-480 630	359
K110-550	191
K110-947	194
K510-045	354
K510-053	185
K510-066	66, 80, 93, 112, 123, 146, 185, 263, 272
K510-320	191
K510-330	186, 215
K510-389	188, 216
K510-390	188, 216
K510-434	354
K510-474	336
K510-680	335, 336, 337, 338, 341
K510-711	336, 338
K510-730	335, 336, 337, 338, 341, 350
K510-842	191
KC215A130	293
KC215B130	293

Part Number	Page Number
KC215E220	291
KS11D1200	293
KS11F1200	293
KS21D1200	293
KS21F1200	293
KS23D2200	290, 292
KS23D2300	291
KS23F2200	290, 292
KS23F2300	291
KS41D1200	293
KS41F1200	293
KS43D2200	290, 292
KS43D2300	291
KS43D3200	290, 294
KS43F2200	290, 292
KS43F2300	291
KS43F3200	290, 294
KS72F2300	291
KZ11A10	297
KZ11D10	297
KZ11D20	297
KZ11F10	297
KZ11F40	297
KZ11G10	297
KZ11G20	297
KZ11G40	297
KZ12D10	297
KZ12D20	297
KZ12D40	297
KZ12G10	297
KZ12G20	297
KZ12G40	297
KZ13D10	297
KZ13D20	297
KZ13D40	297
KZ13F10	297
KZ13F20	297
KZ13F40	297
KZ32BB0	319
KZ32DA0	317, 319
KZ33DC0	319
KZ34CA0	319
KZ34DA0	317, 319
KZ34ED0	319
KZ38BA1	319
KZ38BA2	319
KZ390AL	423

L

Part Number	Page Number
L0170	163, 165, 167, 169
L0172	163, 165, 167, 169
L283-003	191
L283-004	191
L283-006	191
L283-008	191
L283-010	191
L283-029	191
L283-030	191, 218
L283-031	191, 218, 264
L283-039	189
L283-040	191, 218
L283-049	191
L283-055	191, 218
L283-056 19	186, 215
L283-056 23	186, 215
L283-056 25	186, 215
L283-056 31	186, 215
L283-056 37	186, 215
L283-056 43	186, 215
L283-056 48	186, 215
L283-057	191
L283-060	188, 216
L283-061	188, 216
L283-062	189
L283-064	188, 216
L283-065	188, 216
L283-075	191
L283-099	189
L283-100	194
L283-101	194
L283-112	191
L283-121	194
L283-122	194
L283-123	194
L283-124 19	186, 215
L283-124 23	186, 215
L283-124 25	186, 215
L283-124 31	186, 215
L283-124 37	186, 215
L283-124 43	186, 215
L283-124 48	186, 215
L283-126	189
L283-127	191
L283-128	191
L283-131	189
L283-132	189
L283-133	189
L283-134	189
L283-137	189
L283-138	189
L283-139	189
L283-140	189
L283-141	189
L283-144	189
L283-145	189
L283-146	189
L283-150	191, 218
L283-154 xx	194
L283-170	189
L283-171	189
L283-172	189
L283-173	189
L283-176	189
L283-177	189
L283-178	189
L283-180	189
L283-181	189
L283-182	189
L283-198	188, 216
L283-199	188, 216
L283-310	189
L283-311	189
L283-314	189
L283-316	189
L283-317	189
L283-340	264
L283-341	264
L283-344	218
L283-347	190
L283-378	264
L283-392	190
L283-393	190
L283-394	190
L283-395	190
L283-396	190
L283-397	190
L283-398	190
L283-412	182
L283-413	187
L283-414	187
L283-415	187
L283-416	187
L283-417	187
L283-418	187
L283-419	187
L283-420	187
L283-421	187
L283-422	187
L283-423	187
L283-424	187
L283-425	187
L283-426	187
L283-427	187
L283-428	187
L283-429	187
L283-430	187
L283-431	187
L283-432	187
L283-433	187
L283-434	187
L283-435	187
L283-436	187
L283-438	187
L283-439	187
L283-440	187
L283-441	187
L283-442	187
L283-443	187
L283-444	187
L283-445	187
L283-446	187
L283-447	187
L283-448	187
L283-450	182
L283-452	191
L283-467	190
L283-468	190
L283-469	190
L283-470	190
L283-471	190
L283-472	190
L283-473	190
L283-474	190
L283-475	190
L283-476	190
L283-479	190
L283-480	190
L283-481	190
L283-482	190
L283-483	190
L283-484	190
L283-680	218
L283-736	187
L283-750	189
L460P	171
L462P	171
L463P	171
L464P	171
L480	171
L496P	171
L583-004	191
L583-015	191, 218
L583-019	218
L583-020	191, 218
L583-021	191, 218
L583-022	191, 218

Part Number	Page Number
L583-023	191, 218
L583-024	191, 218
L583-025	191, 218
L583-026	191
L583-027	191
L583-028	191
L583-029	191, 218
L583-030	191
L583-031	191
L583-035	191
L583-038	191
L583-043	191
L583-044	191
L583-045	191, 218
L583-047	191
L583-048	191, 218
L583-049	191
L583-050	191, 218
L583-051	191
L583-053	191
L583-056	191
L583-057	191
L583-058	191
L583-063	191
L583-064	191
L583-065	192
L583-066	192, 218
L583-119	188, 216
L583-120	188, 216
L583-121	188, 216
L583-122	188, 216
L583-123	188, 216
L583-133	83, 115, 188, 216
L583-153	333, 334, 341
L583-156	192
L583-174	192
L583-187	183, 213
L583-192	192
L583-195	340
L583-196	192
L583-197	334
L583-198	334
L583-200	336
L583-211	188, 216
L583-212	188, 216
L583-213	188, 216
L583-214	188, 216
L583-215	188, 216
L583-216	188, 216
L583-217	188, 216
L583-218	188, 216
L583-219	188, 216
L583-233	186, 215
L583-233-458	377
L583-245	188
L583-254	333, 334, 341
L583-255	335, 336, 337, 338, 341
L583-286	192
L583-287	188, 216
L583-290	192
L583-291	192
L583-321	192
L583-322	192
L583-363	186, 187, 215
L583-375	188
L583-426	192
L583-427	192
L583-446	331, 334
L583-447	331, 334
L583-454	115, 192, 218
L583-468	192
L583-474	330, 334, 341
L583-475	330, 334, 341
L583-476	330, 334, 341, 352
L583-477	330, 334, 341
L583-481	192
L583-485	192, 218
L583-490	192, 218
L583-492	192
L583-494	192
L583-496	192
L583-497	188, 216
L583-498	188, 216
L583-499	188, 216
L583-500	188, 216
L583-501	188, 216
L583-502	188, 216
L583-503	188, 216
L583-504	188, 216
L583-579	187
L583-584	264
L583-585	194
L583-638	341
L583-639	341
L583-682	264
L583-684	264
L583-685	264
L583-705	187
L583-708	264
L583-709	187
L583-710	187
L583-711	187
L583-712	187
L583-717	187
L583-739	187
L583-748	191
L583-752	187
L583-757	187
L583-760	192
L583-761	192
L583-773	332
L583-774	332
L583-800	330
L583-801	330
L583-802	330, 351
L583-803	330, 351
L9010	163, 165, 167, 169
L9010B	179
L9025	163, 165, 167, 169
L9026P	163, 165, 167, 169
L9040	163, 165, 167, 169
L9040B	179
L9044	163, 167
L9050LB	179
L9050P	163, 165, 167, 169
L9056LB	179
L9056P	163, 165, 167, 169
L9060P	163, 165, 167, 169
L9070LB	179
L9070P	163, 165, 167, 169
L9071P	163, 165, 167, 169
L9076P	163, 165, 167, 169
L9077P	163, 165, 167, 169
L9080LB	179
L9080P	163, 165, 167, 169
L9082LB	179
L9082P	163, 165, 167, 169
L9090	163, 165, 167, 169
L9090LB	179
L9091LB	179
L9092P	163, 165, 167, 169
L9094P	163, 165, 167, 169
L9175	163, 165, 167, 169
L9176	163, 165, 167, 169
L9440	163, 165, 167, 169
L9444	163, 167
L9453LB	179
L9453P	163, 165, 167, 169
L9456LB	179
L9456P	163, 165, 167, 169
L9457P	163, 165, 167, 169
L9458P	163, 165, 167, 169
L9460P	171
L9462P	171
L9463P	171
L9464P	171
L9465LB	179
L9465P	163, 165, 167, 169
L9466P	163, 165, 167, 169
L9473LB	179
L9473P	163, 165, 167, 169
L9480LB	179
L9480P	163, 165, 167, 169
L9485LB	179
L9485P	163, 165, 167, 169
L9486P	163, 167
L9492P	163, 165, 167, 169
L9494P	163, 165, 167, 169
L9496P	163, 167
LM9210	203, 205, 207, 209
LM9210F	203, 205, 207, 209
LM9210M	203, 205, 207, 209
LM9225	203, 207
LM9225F	203, 207
LM9225M	203, 207
LM9250FP	203, 205, 207, 209
LM9250MP	203, 205, 207, 209
LM9250P	203, 205, 207, 209
LM9256FP	203, 205, 207, 209
LM9256MP	203, 205, 207, 209
LM9256P	203, 205, 207, 209
LM9270FP	203, 205, 207, 209
LM9270MP	203, 205, 207, 209
LM9270P	203, 205, 207, 209
LM9271	203
LM9271FP	205, 207, 209
LM9271MP	203, 205, 207, 209
LM9271P	205, 207, 209
LM9280FP	203, 205, 207, 209
LM9280MP	203, 205, 207, 209
LM9280P	203, 205, 207, 209
LM9290EL or EU	203, 205, 207, 209
LM9290FEL or EU	203, 205, 207, 209
LM9290MEL or EU	203, 205, 207, 209
LM9291EL or EU	203, 205, 207, 209
LM9291FEL or EU	203, 205, 207, 209
LM9291MEL or EU	203, 205, 207, 209
LM9292ELP or EUP	203, 205, 207, 209
LM9292FELP or EUP	203, 205, 207, 209
LM9292MELP or EUP	203, 205, 207, 209
LM9293ELP or EUP	203, 205, 207, 209
LM9293FELP or EUP	203, 205, 207, 209
LM9293MELP or EUP	203, 205, 207, 209
LM9294MELP or EUP	203, 205, 207, 209
LM9295ELP or EUP	205, 207, 209
LM9295FELP or EUP	205, 207, 209
LM9295MELP or EUP	203, 205, 207, 209

Part Number	Page Number
LM9310	165, 167, 169
LM9325	163, 167
LM9350P	165, 167, 169
LM9370P	165, 167, 169
LM9371P	165, 167, 169
LM9380P	165, 167, 169
LT10	258, 260
LT10F	258, 260
LT40	258, 260
LT40F	258, 260
LT170	258, 260
LT172	258, 260
LV9040	165, 167, 169
LV9040B	179
LV9044	165, 167, 169
LV9050LB	179
LV9050P	165, 167, 169
LV9056LB	179
LV9056P	165, 167, 169
LV9060P	165, 167, 169
LV9070LB	179
LV9070P	165, 167, 169
LV9071P	165, 167, 169
LV9076P	165, 167, 169
LV9077P	165, 167, 169
LV9080LB	179
LV9080P	165, 167, 169
LV9082LB	179
LV9082P	165, 167, 169
LV9440	165, 167, 169
LV9444	165, 167, 169
LV9453LB	179
LV9453P	165, 167, 169
LV9456LB	179
LV9456P	165, 167, 169
LV9457P	165, 167, 169
LV9458P	165, 167, 169
LV9480LB	179
LV9480P	165, 167, 169
LV9485LB	179
LV9485P	165, 167, 169
LV9496P	167

M

M204-152	382
M204-168	419
M204-198	422
M204-200	419
M204-201	419
M504-271	377, 422
M504-306	422
M504-347	422
M504-413	422
M504-424	422
M504-425	422
M504-426	422
M504-427	422
M504-428	422
M504-497	424
M504-548	419
M540-000	419
M540-051	419
M540-056	419
MS-J175	385

N

N123-007	113
N123-008	113
N123-010	113
N123-011	113
N123-012	113
N123-013	113
N123-020	115
N123-021	111
N123-022	111
N123-032	111
N123-034	112
N123-035	112
N123-040	115
N123-043	111
N123-045	113
N123-055	113
N123-056	111
N123-057	111
N123-059	113
N123-062	114
N123-076	113
N123-085	112
N123-086	112
N123-087	112
N123-097	113
N123-098	113
N223-062	114
N223-063	114
N223-066	113
N523-000	112
N523-001	112
N523-002	112
N523-013	114
N523-019	114
N523-020	114
N523-021	115
N523-022	315, 318, 347
N523-023	318
N523-025	114
N523-041	114
N523-054	114
N523-055	114
N523-063	114
N523-064	114
N523-065	113
N523-066	113
N523-067	114
N523-069	114
N523-091	113, 346
N523-092	115
N523-105	114
N523-108	422
N523-123	315, 318
N523-124	112
N523-127	113
N523-131	114
N523-135	115
N523-149	114
N523-177	114
N523-194	114
N523-209	112
N523-210	112
N523-211	112
N523-218	111
N523-221	111
N523-222	111
N523-223	111
N523-224	111
N523-225	111
N523-240	115
N623-017	114
N623-030	115

P

P513-023	423
P513-024	423
PL7-2	280
PL7-3	280
PL7-5	280
PL7-7	280
PL8-2	280
PL8-3	280
PL8-5	280
PL8-8	280
PL1001J	290
PL1002J	290
PL1003J	290
PL2001J	290
PL2002J	290
PL2003J	290
PL3001J	290
PL3002J	290
PL4001J	290
PL4002J	290
PL4003J	290

Q

Q330-165	342
Q330-252	342

R

R525-256	136

S

S10D	270
S40D	270
S51PD	270
S70PD	270
S80PD	270
S170	270
S206-501	230
S206-502	230
S206-504	230
S206-515	230
S206-516	230
S206-517	230
S206-518	230
S206-523	230
S210-B60	227
S210PD	250
S251PD	250
S270PD	250
S280PD	250
S290	250
S306-135	323
S306-151	254
S306-180	273
S306-182	273
S306-183	273
S605-192	316, 319
S605-194	252, 272
S605-228	318, 319
S605-231	316, 318
S605-241	252, 272

Part Number	Page Number
S605-242	252, 272
S605-289	254
S605-297	254
SM01-210	388
SM01-391	388
SM01-392	388

T

THP-021	264
THP-022	264
THP-8201-CH	263
THP-8201-F-CH	263
THP-8219-CH	263
THP-8219-F-CH	263
THP-8301-CH	263
THP-8301-F-CH	263
THP-8319-CH	263
THP-8319-F-CH	263
THP-S88806-IR	264
TR200A	416
TR201	416
TR202	416
TR203	416

X

XA10-594	319
XB03-418	353
XB04-618	353
XB09-195	353
XB09-795	353
XB11-475	353
XB11-638	353
XB11-720	194
XB11-789	353
XB11-790	353
XB11-825	349
XB11-916	149
XB11-917	149
XB11-918	149
XB11-919	149
XB11-920	149
XB11-921	149
XB11-922	149
XB11-958	353
XB11-979	343
XB12-046	341
XC03-069	94, 114
XK10-992	194
XL11-422	194
XL11-515	194
XL11-634	194
XL11-636	194
XL11-743	194
XL11-806	429
XL11-820	194
XL11-821	194
XL11-848	194
XL11-895	334
XL11-986	188
XN12-012	114
XN12-035	112
XN12-045	112
XN12-292	113
XN13-052	114
XN13-053	114
XN13-054	114
XQ02-309	94, 114
XQ03-493 xx	125
XQ03-494	94, 114
XQ06-878	379
XQ07-351	82, 94, 114, 273
XQ07-351 xx	125
XQ07-351 xxx	273
XQ11-804	353
XQ11-935	334

Notes

About Allegion

Allegion (NYSE: ALLE) creates peace of mind by pioneering safety and security. As a $2 billion provider of security solutions for homes and businesses, Allegion employs more than 7,800 people and sells products in more than 120 countries across the world. Allegion comprises 23 global brands, including strategic brands CISA®, Interflex®, LCN®, Schlage® and Von Duprin®.

For more, visit **www.allegion.com**

KRYPTONITE ■ LCN ■ SCHLAGE ■ STEELCRAFT ■ VON DUPRIN

© 2019 Allegion
010057, Rev. 05/19
allegion.com/us

ALLEGION™