



Residential Price Book

May 1, 2018 Volume 34



Yale® Designer Finishes

Please check each product's specifications for availability.














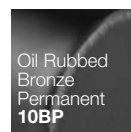






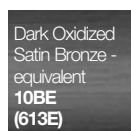







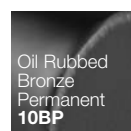






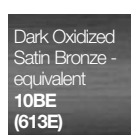














** Stainless Steel US32D
available only in the YE Series®
Athens knob

A Complete Range Of Products Set Forth By Linus Yale In 1840



Yale Locks & Hardware is committed to offering a complete range of residential products of exceptional value. Yale Real Living, the next generation of electronic residential locks and digital door viewers from Yale, provides versatility and convenient access. The fine details of engineering refinement in our mechanical product lines are reflected in the Grade 2 YH Collection from Yale, New Traditions from Yale, with its astounding affordability in Grade 3 hardware, to our most competitive edge – Yale Edge Series. For excellent consistency, performance and lasting beauty, look to Yale for residential locksets with features unmatched in hardware.

Contents

Terms of Sale Ordering Information	4
Yale® QuickShip™	7
Nest x Yale Lock	8
Yale Real Living®	
Assure Lock® SL	12
Assure Lock®	16
Assure Lock® with Bluetooth®	20
Assure Lever™	24
Keyless Entry Lever Locks	28
B1L and T1L Locks	32
Look Door Viewer®	36
Digital Door Viewers	39
Assure Lock® Interconnected	43
Interconnected Mechanical	46
nexTouch™ Wireless	50
Pivot Collection™ from Yale®	53
YH Collection™ from Yale®	
Knobs	55
Levers	59
Deadbolts	64
Latches	67
New Traditions® from Yale®	
Knobs	68
Levers	71
Deadbolts	74
Latches	77
Decorative Handlesets	78
YE Series® from Yale®	
Product Selection	86
Pocket Door Locks	91
Accessories	92
Handing	63,72,88
Keying Information	93
UL Ratings	7
Mounts	15,19,23,27,31,38,41,42,95



The world's favorite lock

Yale® Terms and Conditions of Sale

Terms & Conditions

Minimum freight requirements apply. The Terms and Conditions contained on the Yale Website, as published from time to time, shall apply to all purchases of Goods. To the extent that any terms in any invoice conflict with the terms of the Price List, the terms of the Price List shall govern.

For additional information, see the latest Terms & Conditions at: <http://www.yalehome.com/en/yale/yalehome/terms-and-conditions>

Canada: For Terms & Conditions and Warranty information pertaining to product sales in Canada, please visit www.assaabloydss.ca/terms

Note that some products may not be available in Canada as well as some of the programs offered in this price book may differ between the USA and Canada. Please contact your sales representative for more information.

Applicable Law; Definitions

All sales of Yale branded goods ("Goods") shall be governed by the laws of the State of Connecticut, including the Uniform Commercial Code as in effect in Connecticut on the date of sale (the "Code"). Whenever a term defined by the Code is used in these Terms and Conditions of Sale, the definition contained in the Code shall apply here. The purchaser of the Goods agrees that any proceeding brought in connection with the purchase of the Goods shall be brought in any court of competent jurisdiction in Connecticut.

Purchase Price

The purchase price of the Goods is subject to change without notice, and the prices prevailing at the time the Goods are shipped by Yale shall apply unless Yale has agreed in writing to a different price or has given a prior written quotation which constitutes a firm offer. Yale does not guarantee that the price, terms and conditions for reorders of the Goods will be the same as contained in the Yale Price List. Rebates or refunds for Goods that represent dealer stock on hand or for Goods already shipped by Yale will not be given due to any price reduction. The purchase price for any Goods purchased shall be due as and when specified in the invoice covering such Goods. Title to the Goods shall not pass to purchaser until full payment for the Goods is made to Yale.

Binding for all Purchases

All orders, whether solicited or written by our representatives or delivered by you are deemed offers by you to purchase our products. Our acceptance of each such offer is expressly subject to and conditioned on your assent to the Terms and Conditions of Sale contained herein (assent may be deemed to occur if we do not receive a written objection or retraction of such offer within 48 hours after you receive our confirmation of receipt of such offer). No other terms or conditions shall apply.

Prices and Minimum Charges

All prices are subject to change without notice. Prices prevailing at commencement of shipment apply. Regardless of whether ordered for job shipments or for stock. Only orders in excess of \$1500 net are shipped freight prepaid. Due to the expense involved in entering, handling, packaging, shipping and charging, orders of low value will still be accepted yet are assessed as follows:

Orders Shipped from Guadalajara, Mx. (YH Collection™, New Traditions®)

- Orders of less than \$1500 net are subject to a freight/handling charge of \$100.

No orders of less than \$250 will be accepted as a factory order.

Orders Shipped from Berlin, CT.

- See Yale® QuickShip rules, page 7.

Additional charges may apply for expedited shipping, "project packing", special labeling, or special shipping instructions.

Payment

Standard sales terms are 2/10 net 30. The 2.0% discount only applies for invoices paid in full within 10 days of invoice date. Invoices not paid in full within 30 days of invoice date shall incur a service charge of 1.5% per month for each month or fraction thereof (or the maximum rate permitted by law) until paid in full. All delinquent accounts are subject to credit hold.

Freight

All products are invoiced FOB our factory in Guadalajara, MX. or Berlin, CT. Title and risk of loss and damage pass to you upon our transfer of product to carrier. We pay freight charges only on orders in excess of \$1500 net to a single continental U.S. destination by a carrier and routing of our choice. (See Prices and Minimum Charges above.) You will be invoiced and agree to pay all higher freight charges for extra destinations and for special carrier(s) designated by you. Shipping schedules are estimated only and cannot be guaranteed. We are not liable for any delays in shipments.

Discrepancies must be noted with carrier upon receipt as they are your responsibility to claim.

Minimum Annual Purchase Requirement

We may discontinue direct sales to you if you do not meet the minimum annual purchase requirement (currently \$10,000), based on total accepted, shipped and non-canceled orders within each calendar year.

Limited Warranty

Yale, the "Warrantor", extends the following LIMITED WARRANTY to the original purchaser for a single family home, (herein the "lockset" or "locksets") shipped to, and installed in the U.S. or Canada.:

1. Nest x Yale Lock: TWO (2) YEARS for original purchaser for a single family home, THREE (3) YEARS if installed by a Nest Pro, or an ASSA ABLOY Medeco Security Center (MSC) Certified Security Professional sells and installs the Product.
2. YH Collection™ from Yale®, New Traditions® from Yale®: LIFETIME LIMITED finish and mechanical operation warranty.
3. Yale Real Living®: LIFETIME LIMITED finish and mechanical operation warranty; ONE (1) YEAR electronic warranty.
4. Yale nexTouch™: ONE (1) YEAR electrical warranty; THREE (3) YEAR finish and mechanical warranty.
5. Yale Edge Series®: ONE (1) YEAR finish warranty; FIVE (5) YEAR mechanical operation warranty.
6. Yale Mechanical Interconnected: THREE (3) YEAR finish and mechanical warranty.
7. Yale Electronic Interconnected: ONE (1) YEAR on finish and electronic warranty; THREE (3) YEAR mechanical warranty.

1. MECHANICAL PARTS & FINISH.

Yale warrants to the original purchaser of the locksets manufactured by it to be free of defects in material and workmanship as long as the consumer (as the term "consumer" is defined under United States Code Section 2301(3)) occupies the residential premises upon which the lockset was originally installed. If, after initial installation of the lockset, any of the mechanical parts or the finish should become defective, the Warrantor will repair or replace the locksets, in accordance with this Limited Warranty.

- a. When the lockset has been used for commercial, institutional, industrial or other installations other than single-family dwellings, the finish warranty is reduced to ONE (1) YEAR and the mechanical parts warranty is reduced to THREE (3) YEARS.
- b. The warranty on the replacement lockset will be limited to the unexpired term of the original warranty.

2. CONDITIONS AND EXCEPTIONS.

This Limited Warranty shall apply only when the lockset is properly installed in accordance with local codes, ordinances and regulations, the printed instructions provided with it and good industry practices. THIS WARRANTY DOES NOT COVER defects caused by: modification, alteration, repair or service of the lockset by anyone other than Warrantor or an authorized designee of Warrantor; physical abuse to, or misuse of, the lockset or operation of it in a manner contrary to the accompanying instructions; shipment of the product to anyone other than Warrantor for service; improper installation; acts of God; fire; flood; casualty; failure to exercise normal maintenance; for the consequences of uses for which locksets were not designed or designated, or for defects caused by the use of paints, solvents or other chemicals which come in contact with the lockset. THIS WARRANTY DOES NOT COVER scratches or abrasions. THIS WARRANTY DOES NOT APPLY to locksets or component parts of locksets that were not originally manufactured by Warrantor. THIS WARRANTY SHALL NOT APPLY TO SUBSEQUENT OWNERS.

3. SERVICE AND REPAIR EXPENSE.

Under this Limited Warranty the Warrantor will provide only a replacement lockset or a part of it. Warrantor will pay reasonable shipping costs for surface transportation only for locksets returned to Warrantor's Customer Service Department. Warrantor will ship replacement parts under this Limited Warranty at its expense by surface transportation only. Any special handling, express or expedited service or different method of transportation shall only be provided at the request and expense of the purchaser of the locksets. However, if warrantor determines that a lockset does not qualify for repair or replacement under the applicable Limited Warranty, Warrantor will notify the consumer of the estimated costs of repair or replacement and obtain the consumer's authorization and agreement to pay actual repair or replacement costs before proceeding with non-warranty repair or replacement. Warrantor shall have no liability to pay any costs for repairs performed by anyone other than Warrantor or its designee, unless in each instance Warrantor has given written approval for such repair. Warrantor shall not be responsible for any costs incurred for the removal or reinstallation of locksets covered by this Limited Warranty.

4. LIMITATION ON IMPLIED WARRANTIES.

ANY EXPRESS WARRANTY NOT PROVIDED IN THIS LIMITED WARRANTY, AND ANY REMEDY FOR BREACH OF CONTRACT THAT, BUT FOR THIS PROVISION, MIGHT ARISE BY IMPLICATION OR OPERATION OF LAW, IS EXCLUDED AND DISCLAIMED. THE IMPLIED WARRANTIES OF MERCHANTABILITY AND OF

Yale® Terms and Conditions of Sale

FITNESS FOR ANY PARTICULAR PURPOSE ARE EXPRESSLY LIMITED TO THE DURATION OF EACH EXPRESS WARRANTY PERIOD.

a. Should the locksets be considered a consumer product as may be covered by the Magnusson-Moss Federal Warranty Act, please be advised that some states do not allow limitations on how long an implied warranty lasts, so the above limitation may not apply to you.

5. CLAIM PROCEDURE.

To obtain performance of any obligation under this Limited Warranty, you must contact: Yale Locks & Hardware, Customer Service Department, 225 Episcopal Road, Berlin, CT 06037 USA, Tel 1-800-438-1951 Fax 1-800-338-0965.

a. The Warrantor will only honor replacement with an identical or similar lockset or parts of it which are manufactured or distributed by the Warrantor.

b. Customer service department hours are between 8:00 am and 4:30 pm EST, Monday through Friday, except holidays.

6. DISCLAIMER.

THERE ARE NO WARRANTIES THAT EXTEND BEYOND THE DESCRIPTION ON THE FACE OF THIS DOCUMENT. NO OTHER EXPRESS WARRANTY HAS BEEN MADE OR WILL BE MADE ON BEHALF OF THE WARRANTOR WITH RESPECT TO THE LOCKSET OR THE INSTALLATION, OPERATION, REPAIR OR REPLACEMENT OF THE LOCKSET. THE MAXIMUM LIABILITY OF YALE HEREUNDER IS LIMITED TO THE PURCHASE PRICE OF THE LOCKSET.

UNDER NO CIRCUMSTANCES SHALL YALE BE LIABLE TO PURCHASER OR ANY OTHER PERSON FOR ANY SPECIAL OR CONSEQUENTIAL DAMAGES, WHETHER ARISING OUT OF TORT, BREACH OF WARRANTY, BREACH OF CONTRACT OR OTHERWISE.

a. Should the locksets be considered a consumer product as may be covered by the Magnusson-Moss Federal Warranty Act, please be advised that (i) some states do not allow the exclusion or limitation of incidental or consequential damages, so the above limitation or exclusion may not apply to you, and (ii) this Limited Warranty gives you specific legal rights, and you may also have other rights which vary from state to state.

b. Warrantor reserves the right to make changes in designs and specifications or to make additions or improvements on its products without notice and without incurring any obligation to incorporate them on products previously manufactured.

General Conditions

(a) **Shipping; Acceptance; Risk of Loss; Security Interest.** Any shipment date given by Yale is approximate and not a guarantee of delivery on the shipment date. Failure of a purchaser to inspect the Goods and notify Yale or any authorized distributor or factory representative in writing of such purchaser's rejection of any Goods upon completion of inspection within 24 hours after receipt of shipment, in each case setting forth the specific grounds for rejection, shall constitute unconditional acceptance of the Goods. Title to the Goods shall not pass until the full purchase price therefore has been paid in full. If after acceptance, the purchaser fails to pay the full purchase price as and when due, Yale shall be entitled to a writ of immediate possession to recover possession of the Goods. Risk of loss or damage to the Goods passes to the purchaser upon delivery of the Goods to the carrier regardless of who pays the shipping costs for such Goods. The purchaser hereby grants to Yale a continuing security interest in and to the Goods purchased from and/or financed by or through Yale to secure repayment of any debt or obligation owed to Yale by the purchaser.

(b) **Force Majeure.** Under no circumstances shall Yale be liable for failure or delay in delivery occasioned in whole or in part by fire, flood, explosion, casualty, accident, acts of God or natural catastrophe, war, riot, strike, lock-out or other labor dispute or industrial disturbance, embargo, law, regulation, ruling, order or requirement of any government or government agency or authority, court, tribunal or military authority, shortage or failure of, or Yale's inability to obtain, Goods, appropriate supplies, materials, equipment, transport or labor, or any other cause or circumstance beyond Yale's control, including delays due to a purchaser's acts omissions or rush circumstances. Under such circumstances, Yale may extend the date of delivery for a reasonable period of time after the period of the delay, apportion its products among its customers in such manner as it deems equitable and substitute for products which cannot be obtained within a reasonable period of time, and the purchaser shall not be relieved of accepting delivery of such products.

(c) **No Other Warranty.** The only warranty given in connection with any Goods sold by Yale is its Limited Warranty to the first purchaser-user provided in Section 3 of these Terms and Conditions of Sale, and no other representations or warranties of any kind shall be made or given by any distributor or other person in connection with the sale of the Goods.

Enforcement Policy

In the event Yale deems it necessary to collect any amount due it from any purchaser, the purchaser shall pay to Yale, upon demand, all costs and expenses of such collection or enforcement including, without limitation, reasonable attorneys' fees and all other costs of collection. In addition, Yale will assess a 1.5% finance charge per month (18% APR) on amounts not paid when due.

Returned Goods Policy

Yale will not accept returned Goods from purchasers for credit or exchange.

Under limited exceptions the following conditions generally would apply:

(a) Written consent to the return of the Goods must be obtained from the Yale Customer Service Manager prior to returning the Goods (at Yale's discretion); (b) Goods returned must be carried in the current QuickShip™ inventory as shown in the Yale Price Book; (c) Any returned Goods shall be accompanied by a completed Merchandise Return Authorization Form provided to the purchaser by Yale; (d) Shipping charges and insurance must be prepaid by the purchaser; (e) All returned Goods accepted by Yale shall be subject to a minimum charge of twenty-five percent (25%) of the original purchase price or the current price, whichever is lower, to cover the cost of testing and repackaging. Additional charges may be imposed if the returned Goods, in the opinion of Yale, require reconditioning; and (f) Any credit given will be based on the original purchase price or the current price for the returned Goods, whichever is the lower. As an exception to the above rules, if items are purchased from ASSA ABLOY's QuickShip program, they may be returned to the Yale warehouse with a 25% re-stocking fee. Authorization in form of an 'Authorization Return Form', must be issued prior to material being returned. Note: QuickShip goods must be returned within 30 days of purchase.

Terms and Conditions Contained in Yale® Price Book

The Terms and Conditions contained in the Yale Price Book, as published from time to time, shall apply to all purchases of Goods. To the extent that any terms in any invoice conflict with the terms of the Yale Price Book, the terms of the Yale Price Book shall govern.

Dispute Resolution

All disputes, controversies, claims or differences which may arise between the parties out of or in relation to the purchase of Goods covered by any invoice or otherwise made by purchaser from Yale (including questions as to whether a matter is governed by this arbitration provision) shall be solely and exclusively settled by binding arbitration conducted in accordance with the American Arbitration Association (AAA) Rules. All hearings and proceedings regarding arbitration shall take place in Berlin, Connecticut. All disputes involving less than \$250,000 shall be heard by a single arbitrator, and all other disputes shall be heard by panel of three arbitrators. The arbitrators shall be selected in a manner as set forth by the AAA. Reasonable discovery shall be allowed. The costs and fees of the arbitration shall be allocated by the arbitrators. The award rendered by the arbitrators shall be final and binding upon the parties, and judgement may be entered and enforced in accordance with applicable law in any court having jurisdiction thereof. The resolution of the arbitration shall be kept confidential by the parties and the arbitrators. Nothing herein shall bar the right of either party to obtain injunctive relief against conduct that will cause irreparable loss or damages under rules of equity. The parties hereby consent to jurisdiction in any court in the State of Connecticut with respect to the enforcement of any arbitration award or injunctive or other judicial relief.

Changes or Cancellations

Any item additions, quantity changes or specification changes made to accepted orders will generate a new acknowledgment for the entire order and a new shipment date. All sales are final. Quantity reductions or cancellations are accepted only with prior written consent at least 2 weeks prior to the scheduled shipment date. Cancellations or reductions after 2 business days of acknowledgement may be subject to a 25% fee. We may without liability cancel any accepted order before shipment if our credit department does not approve your credit.

Programs

All support programs related to the business are only applicable to customers whose account is current and in good standing.

Customer Service

Yale Locks & Hardware, Customer Service Department
225 Episcopal Road, Berlin, CT 06037 USA, Tel 1-800-438-1951
Fax 1-800-338-0965. Customer service department hours are between 8:00 am and 4:30 pm EST, Monday through Friday, except holidays.



Yale Locks & Hardware
Customer Service Department
225 Episcopal Road
Berlin, CT 06037 USA
1-800-438-1951



Ordering Information

Yale **ORDER FORM**

Yale Locks & Hardware
225 Episcopal Road, Berlin, CT 06037 USA
Tel 1-800-438-1951 Fax 1-800-339-0985

Customer PO# 23455 Job Name: HUNTER'S RUN Order# (FOR Yale INTERNAL USE) Date: 12-30-18

Bill To: BUILDER'S SUPPLY 123 MAIN STREET YOUR TOWN, USA 24687 Ship To: SAME

Phone: Notes: MARK BOXES: HUNTER'S RUN. KEY HANDLESETS AND DEADBOLTS TO MATCH ENTRY SETS OF 2.

Discount: (FOR Yale USE)

ITEM	QTY.	SERIES NUMBER	FINISH	LATCH	STRIKE	KEYING	KEYING SYSTEM	PRICE
1.	96	100H- SP	3	014123	020003			
2.	72	200H- SP	3	014123	020003			
3.	24	226H- SP	3X26	014123	020003			
4.	48	700 H- SP	3	014223	020003	KA2	Yale®-1BK#77677	
5.	6	622 H- SP	3	014423	020653	KD	Yale®-1BK#77677	
6.	48	820-SP	3	014423	020653	KD	Yale®-1BK#77677	
7.								
8.								
9.								
10.								
11.								
12.								
13.								
14.								
15.								

Buyer Signature Date Yale Company Representative Date

1 Customer Purchase Order Number

Enter the purchase order number that your company has assigned for this order. No order will be processed without a purchase order number and written acknowledgement.

2 Order Date

Enter the date on which you are placing the order.

3 Job Name

Enter job name if applicable.

4 Bill To

Enter the billing name of the company and the full mailing address.

5 Ship To

Enter the company name and the full address to which the order should be shipped. If that information is exactly the same as the "Bill To" information, enter "Same" on the lines provided.

6 Special Instructions

Enter any special shipping, packing, product, keying, or delivery requests in this area. For warehouse orders (non job orders) full case quantities should be ordered.

7 Quantity (Units Only)

Enter the exact number of individual units required. As an example: If there are 24 units in a case and you require 1 case, enter 24 in this space. See below for an example of standard case quantities.

Standard Case Quantities

	Yale Real Living & Nest x Yale Lock	YH Collection™ Box Pack(SP)	YH Collection™ Clear View (CV)	New Traditions® Box Pack(SP)	New Traditions® Clear View (CV)	Yale Edge Series® Box Pack(SP)
Dummy		12	6	12	6 Pair	30
Knobs		24	6	24	6	30
Levers	6	12	6	12	6	20
Deadbolts	6	12	6	12	6	30
Combosets		12	6	12	6	10
Handlesets		6	N/A	6	N/A	6
Handlesets Interior Pack		6	N/A	6	N/A	N/A
Digital Door Viewers	2					

8 Function/Design/Packaging/Handing

FUNCTION: Function numbers and descriptions are noted with each series throughout this Yale Price Book.

DESIGN: Indicate by using the two letter designation of the names, listed on price pages.

PACKAGING: All locks are shipped Box Packed as standard unless otherwise specified. SP: Box Packed (Standard Packed) / CV: Clear View / BP: Bulk Pack – Lock trim individually boxed and packed 24 per case. Latches, strikes, screws packed separately. For Retail Packaging (color sleeves), place an R in front of the part number. Retail Packaging is available for select Yale Real Living products only.

HANDING: The hand of a door is always determined by facing the outside of a door. See diagram on page 63,72,88 for further details.

LH: If the hinge is on the left side of the door, then the door is left-handed.

RH: If the hinge is on the right side of the door, then the door is right-handed.

9 Finish Codes

US	BHMA	Description
3	605	Polished Brass
5	609	Antique Brass
10BE	613E	Dark Oxidized Satin Bronze-equivalent
10BP		Oil Rubbed Bronze Permanent
15	619	Satin Nickel
15A	620	Antique Nickel
26	625	Polished Chrome
26D	626	Satin Chrome
32D	632	Stainless Steel
BSP		Black Suede
GM		Gun Metal

Split Finishes: Print as stated in current price book

10 Latch Options

Specify 2³/₈", 2³/₄", or Adjustable along with latch face type.

See Examples:

SC (Square Corner)

RC (Round Corner)

DI (Drive-In)

ADJ-SC (Adjustable Square Corner)

See pages 67 (YH), and 77 (NT) for more details.

11 Strike Options

Specify strike type. See page 89 for more details.

12 Specifying Keying

Keying requirements must be specified at time of order.

KD: Keyed Different

KA: Keyed Alike

MK: Master Keyed* (A single master key operates all locks within the system.)

BK: Builder Key* (Builder key operates all locksets within a system. Use of homeowner's key cancels the builder key.)

BMK: Builder Keyed and Master Keyed*

(Builder key and master key operates all locksets within a system. Use of tenants key cancels the builder key.)

K-T-P: Keyed To Pass (For apartment vestibules or laundry rooms. All tenant keys will operate.)

GMK: Grand Master Keyed* (More than 1 master key system operated by a single master key.)

BGMK: Builder Keyed and Grand Master Keyed* (Combination of BK and GMK.) *Builder and/or master keys are sent certified mail to the "Bill To" address, referencing the purchase order number and the original order number. All Master Keyed orders shipped with three (3) master keys at no extra charge. All Builder Keyed orders are shipped with ten (10) builder keys at no extra charge.

13 Keyway / Key System Specifications

KEYWAY: All locks will be shipped with our New Traditions KW 5-Pin cylinder or YH Collection 6-Pin cylinder as standard depending upon the locks ordered. If SC keyway is specified it will ship as 5 pin standard. Para keyway will ship as 6 pin standard. See the available options sections in this Price Book.

KEY SYSTEMS: Note the specific key system to be used if any. This is particularly important if the order is an extension of an existing system.

14 UL Listing

UL RATING REQUIREMENTS: Underwriters



Laboratories requires that the Fire Shield packed with each UL listed products, UL listed latches and the correct strike to be used.

15 Buyer Signature

No order will be processed without an authorized signature.

16 Yale Company Representative

If the order is written by someone other than the authorized buyer, the full name of the person placing the order.

17 Faxing Orders

Fax number for Yale Real Living and all QuickShip orders:

1-877-888-2772

Fax number for Factory Direct New Traditions and YH Series orders: **1-800-338-0965**

18 Emailing Orders

Email all orders to **orders.yaleres@assaabloy.com**.

IMPORTANT: Indicate whether order is a **QuickShip** or **Factory Direct** order.

Yale QuickShip Program

**Order by 11:00AM(EST)
and get SAME DAY SHIPPING***

***Available only with Yale Residential products.
Orders requiring keying or non-standard changes
will delay ship time.**

(examples: cylinders, latches, etc.)

RULES OF ENGAGEMENT:

- **Order by 11:00 AM (EST)
and the order ships the same day**
- **Order after 11:00 AM (EST)
and the order ships the next day**
- **Make NO additional investment
and expand your offering**

ADDITIONAL CHARGES:

- **Item is always a chargeable addition to product cost.**
- **Item is a chargeable addition to Berlin, CT orders only.**
- **Freight charge will be applied to orders less than \$150.00 (contiguous 48 states only, Alaska and Hawaii are 'plus freight')**
- **Yale reserves the right to limit quantities**
- **Net keying charges:
\$1.00 per cylinder for keyed-alike
(KD over 4 locks)
\$3.00 for BK and MK**


HOW to ORDER:

Look for **BOLD** prices throughout all Yale product listings for **Yale QuickShip** availability.

- **Email Yale QuickShip orders to:
orders.yaleres@assaabloy.com**
- **Fax ALL Yale QuickShip orders to:
1-877-888-2772**
- **Call Yale Customer Service for details:
1-800-438-1951**

Nest x Yale Lock

NEW!



Nest x Yale Lock

The lock for a more secure Nest home.

Nest x Yale Lock combines Yale's 178 years of experience making the world's strongest locks with Nest's industry-leading connected home technology. The result? A lock that's secure, convenient and connected.

- Never worry about keys getting lost, copied or stolen again.
- Create passcodes for friends and family and revoke them anytime.
- Alerts keep you posted on comings and goings.
- Forget to lock the door? No problem. Nest x Yale Lock can lock itself.
- Lock and unlock your door from your phone, from anywhere.
- Hands full? Lock the door with a quick tap



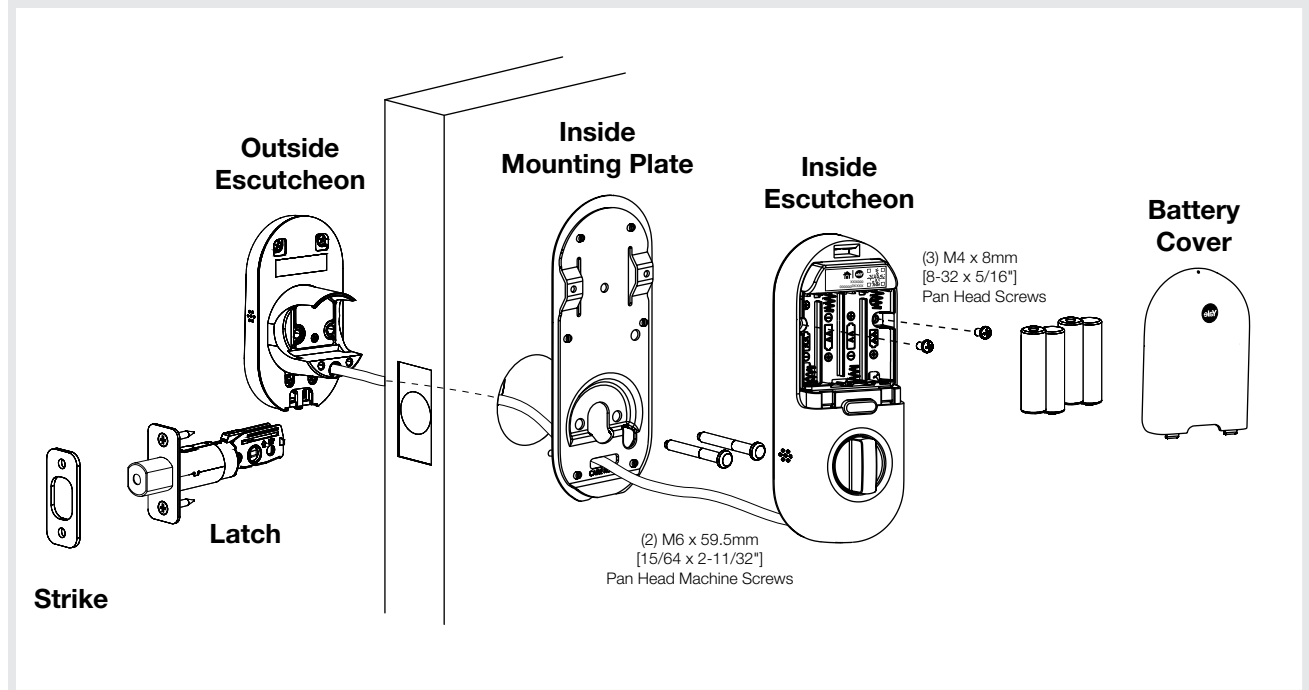
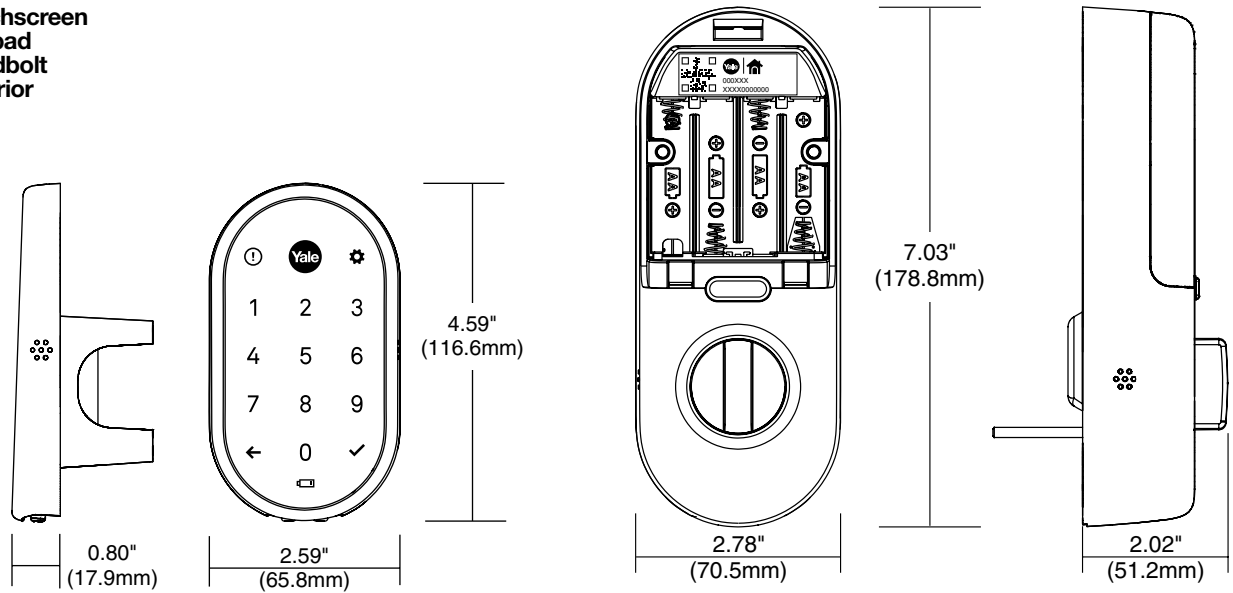
Nest Connect - available with bundle

- Nest Connect translates Weave radio signals into Wi-Fi for cloud access
- Pair multiple Nest x Yale locks to Nest Connect for remote access
- Must be within 40' of the lock

Works with Nest Secure

- Nest Secure is Nest's out of box home security solution
- Arm and disarm the Nest Secure from the Nest x Yale Lock
- Pair multiple Nest x Yale locks to Nest Secure for remote access

Touchscreen
Keypad
Deadbolt
Exterior



Nest x Yale Lock


Functions

NO.	DESCRIPTION
YRD 540	KEY FREE TOUCHSCREEN DEADBOLT: Latch operated from outside by electronic touchscreen interaction, or inside by T-turn. Use a 9V battery backup on the outside as a override in case the batteries die.

Standard Case Quantities

	Box Pack
YRD540 Deadbolt	6
YRD540 Deadbolt Bundled with Nest Connect	2

Product Specifications

Door Specs	2 1/8" Face Bore, 1" Edge Bore 2 3/8" or 2 3/4" Backset
Door Thickness	1 3/8" to 2 1/4" thick
Strike	1" x 2 1/4" RC (Round Corner)
Latch	2 3/8" or 2 3/4" Adjustable
Latch Faceplate	1" x 2 1/4" RC (Round Corner)
Certified ANSI/BHMA	A156.36 Grade 2 
Temperature Range	Outside Temperature Range: -30°C to 60°C = -22°F to 140°F Inside Temperature Range: -15°C to 70°C = 5°F to 158°F Battery Temperature Range: -10°C to 55°C = 14°F to 131°F Storage Temperature Range: -40°C to 85°C = -40°F to 185°F
Communication Protocol	Weave


Product Order String for Nest x Yale Lock

Sample: **YRD540-WV-619**

Keypad Style	540: Nest x Yale Lock RB: Bundled with Nest Connect
Network Module	WV: Weave
Finish	619: Satin Nickel 0BP: Oil Rubbed Bronze Permanent 605: Polished Brass

PRODUCT LIST PRICE					
DESIGN	NO	US3 605	10BP	US15 619	MODULE
Nest x Yale Lock Weave	YRD540-WV	600.00	600.00	600.00	WV
Nest x Yale Lock Weave; Bundled with Nest Connect	RB-YRD540-WV	670.00	670.00	670.00	WV

ACCESSORY / REPLACEMENT PART LIST PRICE			
DESCRIPTION	PART NO./LIST NO.	FINISH	LIST PRICE
Adjustable Drive-In Latch	AYRDB-DRIVE-26	US26	14.90
Adjustable Radius Corner Latch	AYRDB2-619	US15	14.90
Adjustable Radius Corner Latch	AYRDB-0BP	US10BP	14.90
Adjustable Radius Corner Latch	AYRDB-605	US3	14.90
I/S & O/S ESCUTCHEONS (2 PIECES)			
4 1/4" Wide Plexiglass YRL Mount	AYR-425-MNT		120.00





Yale Real Living® Assure Lock® SL

NEW!

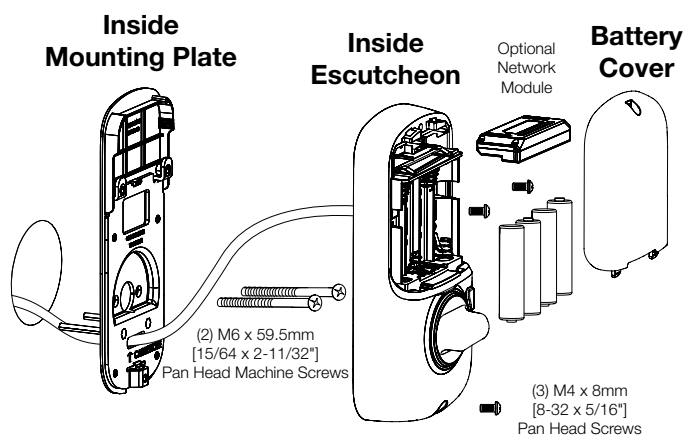
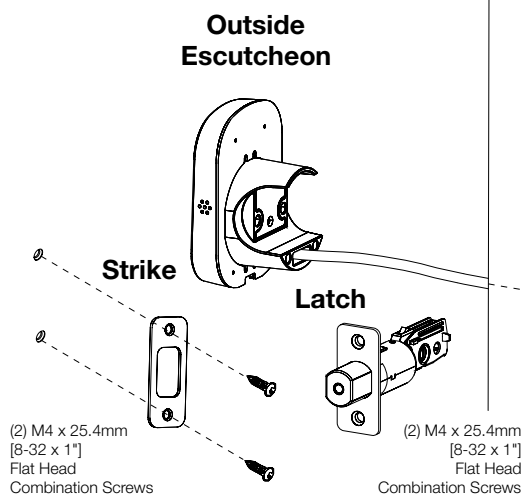
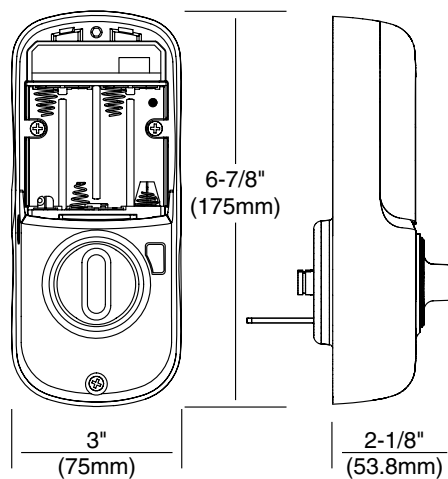
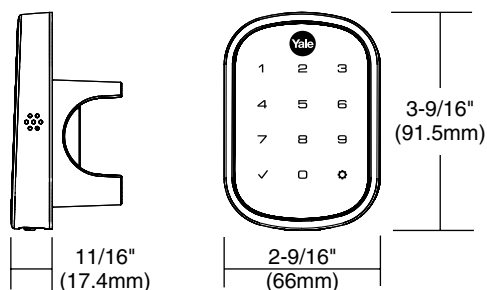
Assure Lock SL Deadbolt
YRD256



The Yale Real Living Assure Lock SL is the sleekest, slimmest electronic door lock on the market. Lock and unlock your home using the touchscreen keypad and a 4-8 digit pin code.

- Create up to 250 unique pin codes to share with friends and family (25 without a Network Module).
- Keypad wakes with a touch and features backlit numbers that won't wear off.
- Key free model features a 9V battery back-up to prevent lockouts.
- Upgrade with a Yale Network Module.
 - Available Network Modules include Z-Wave, Zigbee and iM1 (HomeKit-enabled).
 - Enroll with most home automation and alarm systems with just the push of a button.
 - Lock and unlock remotely, view access history and share access rights from your smartphone.*

*Features may vary based on integration system.



Contact Support
1-855-213-5841 support@yalelock.com

Yale Real Living® Assure Lock® SL






Functions

NO.	DESCRIPTION
YRD256	SLIM KEY FREE TOUCHSCREEN DEADBOLT: Latch operated from outside by electronic touchscreen interaction, or inside by T-turn. Use a 9V battery backup on the outside as a override in case the batteries die.

Standard Case Quantities

	Box Pack
YRD256 Deadbolt	6

Product Specifications

Door Specs	2⅞" Face Bore, 1" Edge Bore 2⅝" or 2¾" Backset
Door Thickness	1⅜" door thickness
Strike	1⅜" to 2¼" RC (Round Corner)
Latch	2⅝" or 2¾" Adjustable
Latch Faceplate	1" x 2¼" RC (Round Corner)
Certified ANSI/BHMA	A156.36 Grade 2 
UL/cUL	Listed for 20 minute fire doors 
Temperature Range	Outside Temperature Range: -30°C to 60°C = -22°F to 140°F Inside Temperature Range: -15°C to 70°C = 5°F to 158°F Battery Temperature Range: -10°C to 55°C = 14°F to 131°F Storage Temperature Range: -40°C to 85°C = -40°F to 185°F
Communication Protocol	  Control4 and Crestron require unique network modules. 

Product Order String for Yale Real Living Assure Lock

Sample: YRD256-ZW2-619

Keypad Style	YRD256: Slim Key Free Touchscreen Deadbolt
Network Module	NR: No Network Module (Standalone) ZW2: Z-Wave Network Module iM1: iM1 Network Module (HomeKit-enabled) HA2: Zigbee Network Module* *Note: Control4 and Crestron require unique network modules.
Finish	619: Satin Nickel 0BP: Oil Rubbed Bronze Permanent 605: Polished Brass

DESIGN	NO	PRODUCT LIST PRICE			MODULE
		US3 605	10BP	US15 619	
Key Free Touchscreen Standalone Slim Key Free	YRD256-NR	399.00	399.00	399.00	NR
Key Free Touchscreen Z-Wave Slim Key Free	YRD256-ZW2	524.00	524.00	524.00	ZW2
Key Free Touchscreen Zigbee* Slim Key Free	YRD256-HA2	524.00	524.00	524.00	HA2
Key Free Touchscreen iM1 Slim Key Free	YRD256-iM1	524.00	524.00	524.00	iM1

*Not Control4 or Crestron compatible.

ACCESSORY / REPLACEMENT PART LIST PRICE**

DESCRIPTION	PART NO./LIST NO.	FINISH	LIST PRICE
Adjustable Drive-In Latch	AYRDB-DRIVE-26	US26	14.90
Adjustable Radius Corner Latch	AYRDB2-619	US15	14.90
Adjustable Radius Corner Latch	AYRDB-0BP	US10BP	14.90
Adjustable Radius Corner Latch	AYRDB-605	US3	14.90
4 1/4" Wide Plexiglass YRL Mount	AYR-425-MNT		120.00
Technology Options: Upgrade a standalone lock			
HA2 Zigbee Network Module	AYR202-ZB-HA		125.00
ZW2 Z-Wave Plus Network Module	AYR202-ZWV-USA		125.00
iM1 HomeKit Network Module	AYR202-iM1-USA		125.00

**Item is an upcharge to product list price.



Yale Real Living® Assure Lock®

Assure Lock Push Button Deadbolt
YRD216



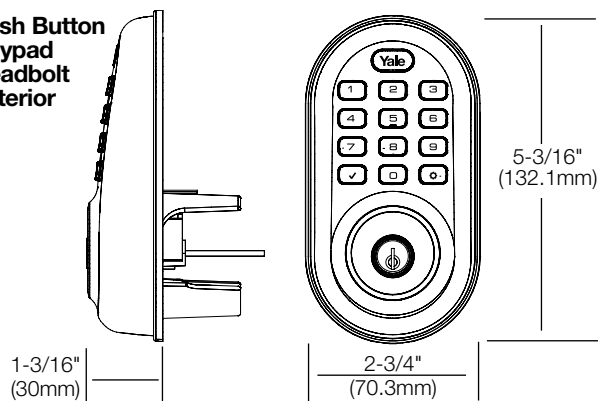
Assure Lock Touchscreen Deadbolt
YRD226



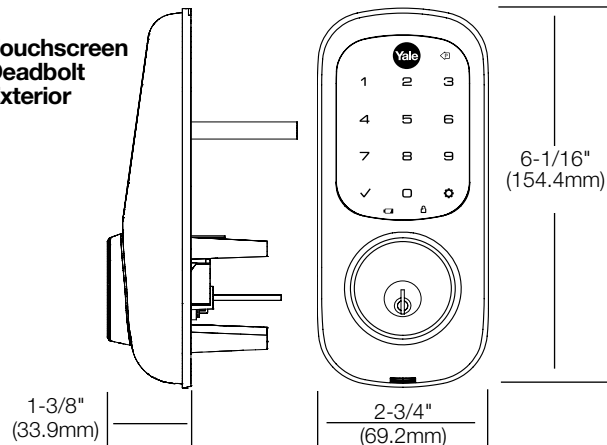
Yale Real Living Assure Lock deadbolts provide versatility and convenience for securing your home. The locks can operate as standalone electronic deadbolts or be upgraded with a Z-Wave, Zigbee or iM1 Network Module to work with your smart home.

- Create up to 250 unique pin codes to share with friends and family (25 without a controller).
- Keypads wake with a touch and feature backlit numbers that won't wear off.
- Key free model features a 9V battery back-up to prevent lockouts.
- Available Network Modules include Z-Wave, Zigbee and iM1 (HomeKit-enabled).
- When upgraded with a Yale Network Module:
 - Enroll with most home automation and alarm systems with just the push of a button.
 - Lock and unlock with Siri® voice commands or from your iPhone, iPad or Apple Watch with the Yale iM1 Network Module.
 - Lock and unlock remotely, view access history and share access rights from your smartphone with most Z-Wave and Zigbee systems.

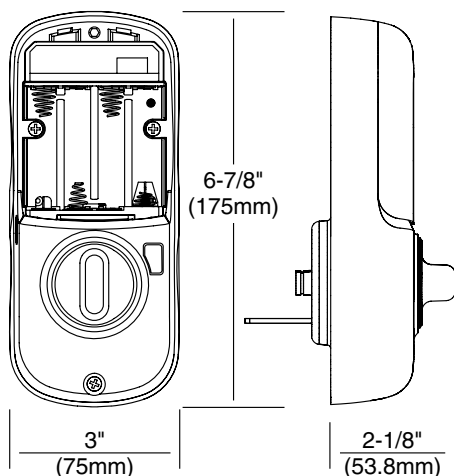
**Push Button
Keypad
Deadbolt
Exterior**



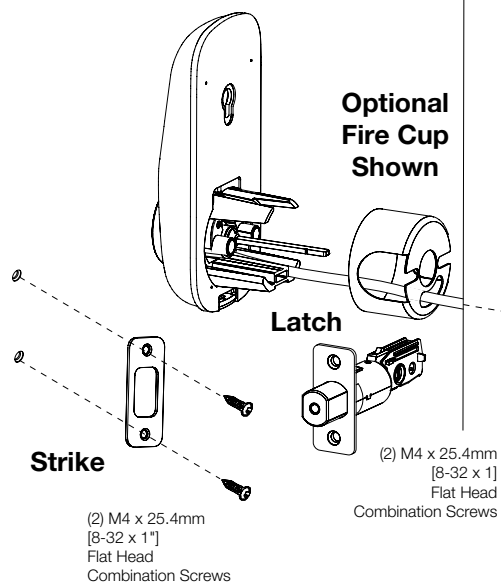
**Touchscreen
Deadbolt
Exterior**



Push Button & Touchscreen Interior
shown with battery cover removed



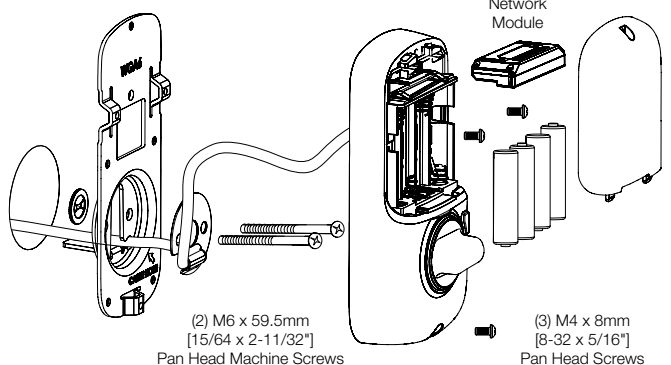
**Outside
Escutcheon**



**Inside
Mounting Plate**

**Inside
Escutcheon**

**Battery
Cover**



Contact Support
1-855-213-5841 support@yalelock.com

Yale Real Living® Assure Lock®






Functions

NO.	DESCRIPTION
YRD216	SINGLE CYLINDER PUSH BUTTON DEADBOLT: Latch operated from outside by electronic keypad interaction, or outside by key, inside by T turn.
YRD226	SINGLE CYLINDER TOUCHSCREEN DEADBOLT: Latch operated from outside by electronic touchscreen interaction, or outside by key, inside by T turn.

Standard Case Quantities

	Box Pack
Push Button Deadbolt	6
Touchscreen Deadbolt	6

Product Specifications

Door Specs	2 1/8" Face Bore, 1" Edge Bore 2 3/8" or 2 3/4" Backset
Door Thickness	1 3/8" to 2 1/4" *Yale thin door gasket converts 1 3/8" door to a proper thickness for deadbolt lock installation
Strike	1" x 2 1/4" RC (Round Corner)
Latch	2 3/8" or 2 3/4" Adjustable
Latch Faceplate	1" x 2 1/4" RC (Round Corner)
Keyway	Standard: Yale KW-1 5 Pin Brass Cylinder Optional: SC-1, Para 6 pin, SFIC-LC 5 Pin Brass Cylinder
Keys*	Quantity: 2
Keying*	Standard: KD (Keyed Different) Optional: KA (Keyed Alike)
Certified ANSI/BHMA	A156.36 Grade 2 
UL/cUL	Listed for 20 minute fire doors 
Temperature Range	Outside Temperature Range: -30°C to 60°C = -22°F to 140°F Inside Temperature Range: -15°C to 70°C = 5°F to 158°F Battery Temperature Range: -10°C to 55°C = 14°F to 131°F Storage Temperature Range: -40°C to 85°C = -40°F to 185°F
Communication Protocol	  Control4 and Crestron require unique network modules. 

Product Order String for Yale Real Living Assure Lock Deadbolts

Sample: **YRD226-ZW2-619**

Keypad Style	YRD216: Push Button Deadbolt Keypad YRD226: Touchscreen Deadbolt Keypad
Network Module	NR: No Network Module (Standalone) ZW2: Z-Wave Network Module iM1: iM1 Network Module (HomeKit enabled) HA2: Zigbee Network Module* *Note: Control4 and Crestron require unique network modules.
Finish	619: Satin Nickel 0BP: Oil Rubbed Bronze Permanent 605: Polished Brass
Cylinder	NOTE: ALL PRODUCTS SHIP WITH CYLINDER KWKD KWKD - Kwikset Keyway, multiple locks all keyed differently FOR OPTIONAL CYLINDERS - DESIGNATE AN ALTERNATIVE CYLINDER AS SECOND LINE ITEM KWKA - Kwikset Keyway, multiple locks all keyed alike SCKD - Schlage C keyway, multiple locks all keyed differently SCKA - Schlage C keyway, multiple locks all keyed alike

PRODUCT LIST PRICE						
DESIGN		NO	US3 605	10BP	US15 619	MODULE
Push Button Deadbolt	Standalone	YRD216	299.00	299.00	299.00	NR
Push Button Deadbolt	Z-Wave	YRD216	424.00	424.00	424.00	ZW2
Push Button Deadbolt	Zigbee*	YRD216	424.00	424.00	424.00	HA2
Push Button Deadbolt	iM1	YRD216	424.00	424.00	424.00	iM1
Touchscreen Deadbolt	Standalone	YRD226	349.00	349.00	349.00	NR
Touchscreen Deadbolt	Z-Wave	YRD226	474.00	474.00	474.00	ZW2
Touchscreen Deadbolt	Zigbee*	YRD226	474.00	474.00	474.00	HA2
Touchscreen Deadbolt	iM1	YRD226	474.00	474.00	474.00	iM1

*Not Control4 or Crestron compatible.

CYLINDER / ACCESSORY / REPLACEMENT PART LIST PRICE**			
DESCRIPTION	PART NO./LIST NO.	FINISH	LIST PRICE
Brass SC1-5-Pin & 2 Brass Keys, Tailpiece, High Stack, Deadbolt, KD, 26	AYRD200-SCKD-26	US26	14.10
Brass SC1-5-Pin & 2 Brass Keys, Tailpiece, High Stack, Deadbolt, KD, 03	AYRD200-SCKD-03	US3	14.10
Brass SC1-5-Pin & 2 Brass Keys, Tailpiece, High Stack, Deadbolt, KA, 26	AYRD200-SCKA-26	US26	14.10
Brass SC1-5-Pin & 2 Brass Keys, Tailpiece, High Stack, Deadbolt, KA, 03	AYRD200-SCKA-03	US3	14.10
Brass KW1-5-Pin & 2 Brass Keys, Tailpiece, High Stack, Deadbolt, KD, 26	AYRD200-KWKD-26	US26	14.10
Brass KW1-5-Pin & 2 Brass Keys, Tailpiece, High Stack, Deadbolt, KD, 03	AYRD200-KWKD-03	US3	14.10
Brass KW1-5-Pin & 2 Brass Keys, Tailpiece, High Stack, Deadbolt, KA, 26	AYRD200-KWKA-26	US26	14.10
Brass KW1-5-Pin & 2 Brass Keys, Tailpiece, High Stack, Deadbolt, KA, 03	AYRD200-KWKA-03	US3	14.10
Adjustable Drive-In Latch	AYRDB-DRIVE-26	US26	14.90
Adjustable Radius Corner Latch	AYRDB2-619	US15	14.90
Adjustable Radius Corner Latch	AYRDB-0BP	US10BP	14.90
Adjustable Radius Corner Latch	AYRDB-605	US3	14.90
Thin Door Gasket Touchscreen I/S & O/S ESCUTCHEONS (2 PIECES)	AYRDT226-TS-GSK	Black	3.50
Thin Door Gasket Push Button I/S & O/S ESCUTCHEONS (2 PIECES)	AYRDT210-PB-GSK	Black	3.50
Touchscreen SFIC Cylinder Housing	AYRD220-1-605	US3	26.00
Touchscreen SFIC Cylinder Housing	AYRD220-1-0BP	US10BP	26.00
Touchscreen SFIC Cylinder Housing	AYRD220-1-619	US15	26.00
4 1/4" Wide Plexiglass YRL Mount	AYR-425-MNT		120.00
Deadbolt Para Cylinder, KD	AYRD200-PAKD-26	US26	26.00
Deadbolt Para Cylinder, KA	AYRD200-PAKA-26	US26	26.00
Deadbolt Para Cylinder, KD	AYRD200-PAKD-03	US3	26.00
Deadbolt Para Cylinder, KA	AYRD200-PAKA-03	US3	26.00
Technology Options: Upgrade a standalone lock			
HA2 Zigbee Network Module	AYR202-ZB-HA		125.00
ZW2 Z-Wave Plus Network Module	AYR202-ZWW-USA		125.00
iM1 HomeKit Network Module	AYR202-iM1-USA		125.00

NOTE: The SFIC housing option is shipped less core. Small Format Interchangeable Cores can be ordered from the Yale Commercial Catalog. Yale Real Living cylinders are not Builder Key compatible.

++Item is an upcharge to packaged list pricing



Yale Real Living® Assure Lock® with Bluetooth®

Assure Lock Push Button with Bluetooth
YRD416



Assure Lock Touchscreen with Bluetooth
YRD426



Yale Assure App

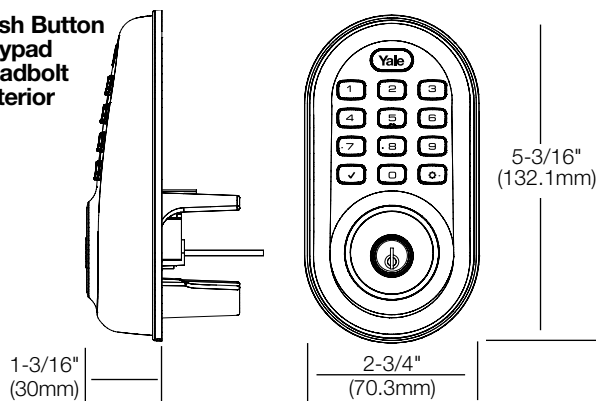
Use your phone to unlock your home and manage who has access, with the free app.



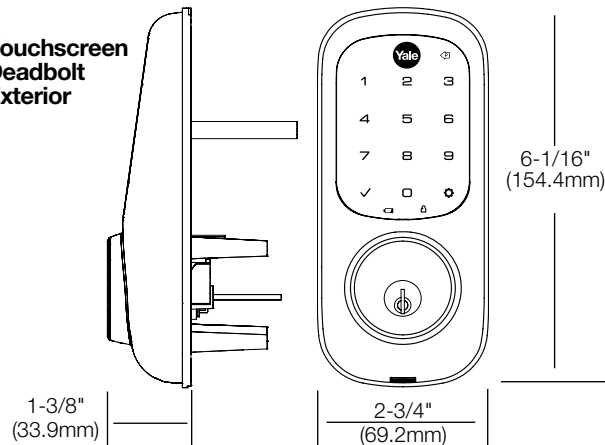
Lose Your Keys. For Good.® Lock and unlock your home without the hassle of keys by rotating your smartphone and tapping the keypad, or with your 4-8 digit pin code. Forget lending keys; share digital keys with friends and family using the free Yale Assure app on your iOS, Android or Samsung Gear Smartwatch.

- View access history and battery levels, receive notifications, create pin codes and more all from your smartphone.
- Replaces your existing deadbolt in minutes with just a screwdriver and connects to the app in a few easy steps.
- Can be upgraded with a Yale Z-Wave or Zigbee Network Module to integrate into most home automation and security systems.
- Lock and unlock remotely, view access history and share access rights from your smartphone with most Z-Wave and Zigbee systems.

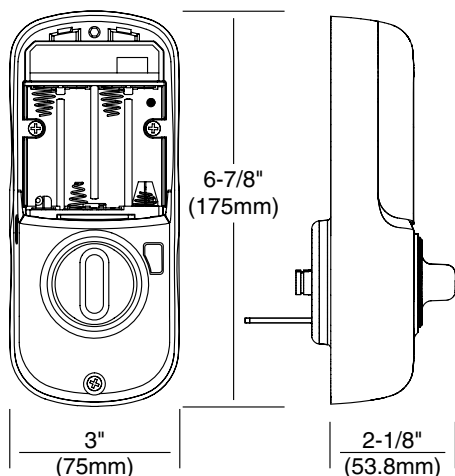
**Push Button
Keypad
Deadbolt
Exterior**



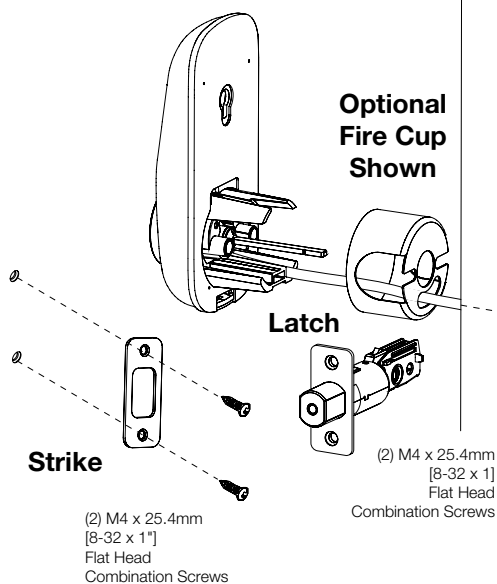
**Touchscreen
Deadbolt
Exterior**



Push Button & Touchscreen Interior
shown with battery cover removed



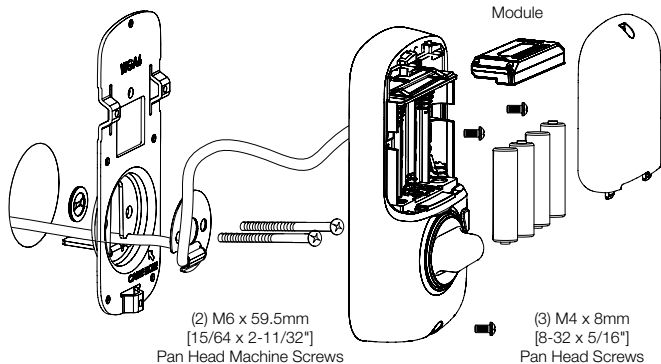
**Outside
Escutcheon**



**Inside
Mounting Plate**

**Inside
Escutcheon**

**Battery
Cover**



Contact Support
1-855-213-5841 support@yalelock.com

Yale Real Living® Assure Lock® with Bluetooth®






Functions

NO.	DESCRIPTION
YRD416	SINGLE CYLINDER PUSH BUTTON DEADBOLT: Latch operated from outside by electronic keypad interaction, or outside by key, inside by T-turn.
YRD426	SINGLE CYLINDER TOUCHSCREEN DEADBOLT: Latch operated from outside by electronic touchscreen interaction, or outside by key, inside by T-turn.

Standard Case Quantities

	Box Pack
Push Button Deadbolt	6
Touchscreen Deadbolt	6

Product Specifications

Door Specs	2 1/8" Face Bore, 1" Edge Bore 2 3/8" or 2 3/4" Backset
Door Thickness	1 3/8"* to 2 1/4" *Yale thin door gasket converts 1 3/8" door to a proper thickness for deadbolt lock installation
Strike	1" x 2 1/4" RC (Round Corner)
Latch	2 3/8" or 2 3/4" Adjustable
Latch Faceplate	1" x 2 1/4" RC (Round Corner)
Keyway	Standard: Yale KW-1 5 Pin Brass Cylinder Optional: SC-1, Para 6 pin, SFIC-LC 5 Pin Brass Cylinder
Keys*	Quantity: 2
Keying*	Standard: KD (Keyed Different) Optional: KA (Keyed Alike)
Certified ANSI/BHMA	A156.36 Grade 2 
UL/cUL	Listed for 20 minute fire doors 
Temperature Range	Outside Temperature Range: -30°C to 60°C = -22°F to 140°F Inside Temperature Range: -15°C to 70°C = 5°F to 158°F Battery Temperature Range: -10°C to 55°C = 14°F to 131°F Storage Temperature Range: -40°C to 85°C = -40°F to 185°F
Communication Protocol	Control4 and Crestron require unique network modules.   

Product Order String for Yale Real Living Assure Lock with Bluetooth

Sample: **YRD426-ZW2-619**

Keypad Style	YRD416: Keyed Push Button with Bluetooth YRD426: Keyed Touchscreen with Bluetooth
Network Module	NR: Bluetooth Only ZW2: Bluetooth and Z-Wave Network Module HA2: Bluetooth and Zigbee Network Module
Finish	619: Satin Nickel 0BP: Oil Rubbed Bronze Permanent 605: Polished Brass

PRODUCT LIST PRICE

DESIGN		NO	US3 605	10BP	US15 619	MODULE
Push Button with Bluetooth	Standalone	YRD416	349.00	349.00	349.00	NR
Push Button with Bluetooth	Z-Wave	YRD416	474.00	474.00	474.00	ZW2
Push Button with Bluetooth	Zigbee	YRD416	474.00	474.00	474.00	HA2
Touchscreen with Bluetooth	Standalone	YRD426	399.00	399.00	399.00	NR
Touchscreen with Bluetooth	Z-Wave	YRD426	524.00	524.00	524.00	ZW2
Touchscreen with Bluetooth	Zigbee	YRD426	524.00	524.00	524.00	HA2

CYLINDER / ACCESSORY / REPLACEMENT PART LIST PRICE**

DESCRIPTION	PART NO./LIST NO.	FINISH	LIST PRICE
Brass SC1-5-Pin & 2 Brass Keys, Tailpiece, High Stack, Deadbolt, KD, 26	AYRD200-SCKD-26	US26	14.10
Brass SC1-5-Pin & 2 Brass Keys, Tailpiece, High Stack, Deadbolt, KD, 03	AYRD200-SCKD-03	US3	14.10
Brass SC1-5-Pin & 2 Brass Keys, Tailpiece, High Stack, Deadbolt, KA, 26	AYRD200-SCKA-26	US26	14.10
Brass SC1-5-Pin & 2 Brass Keys, Tailpiece, High Stack, Deadbolt, KA, 03	AYRD200-SCKA-03	US3	14.10
Brass KW1-5-Pin & 2 Brass Keys, Tailpiece, High Stack, Deadbolt, KD, 26	AYRD200-KWKD-26	US26	14.10
Brass KW1-5-Pin & 2 Brass Keys, Tailpiece, High Stack, Deadbolt, KD, 03	AYRD200-KWKD-03	US3	14.10
Brass KW1-5-Pin & 2 Brass Keys, Tailpiece, High Stack, Deadbolt, KA, 26	AYRD200-KWKA-26	US26	14.10
Brass KW1-5-Pin & 2 Brass Keys, Tailpiece, High Stack, Deadbolt, KA, 03	AYRD200-KWKA-03	US3	14.10
Adjustable Drive-In Latch	AYRDB-DRIVE-26	US26	14.90
Adjustable Radius Corner Latch	AYRDB2-619	US15	14.90
Adjustable Radius Corner Latch	AYRDB-0BP	US10BP	14.90
Adjustable Radius Corner Latch	AYRDB-605	US3	14.90
Thin Door Gasket Touchscreen I/S & O/S ESCUTCHEONS (2 PIECES)	AYRDT226-TS-GSK	Black	3.50
Thin Door Gasket Push Button I/S & O/S ESCUTCHEONS (2 PIECES)	AYRDT210-PB-GSK	Black	3.50
Touchscreen SFIC Cylinder Housing	AYRD220-1-605	US3	26.00
Touchscreen SFIC Cylinder Housing	AYRD220-1-0BP	US10BP	26.00
Touchscreen SFIC Cylinder Housing	AYRD220-1-619	US15	26.00
4 1/4" Wide Plexiglass YRL Mount	AYR-425-MNT		120.00
Deadbolt Para Cylinder, KD	AYRD200-PAKD-26	US26	26.00
Deadbolt Para Cylinder, KA	AYRD200-PAKA-26	US26	26.00
Deadbolt Para Cylinder, KD	AYRD200-PAKD-03	US3	26.00
Deadbolt Para Cylinder, KA	AYRD200-PAKA-03	US3	26.00
Technology Options: Upgrade a standalone lock			
HA2 Zigbee Network Module	AYR202-ZB-HA		125.00
ZW2 Z-Wave Plus Network Module	AYR202-ZWV-USA		125.00



NOTE: The SFIC housing option is shipped less core. Small Format Interchangeable Cores can be ordered from the Yale Commercial Catalog. Yale Real Living cylinders are not Builder Key compatible.

++Item is an upcharge to product list price.

Yale Real Living® Assure Lever™

COMING SOON

Push Button Lever Lock
YRL216



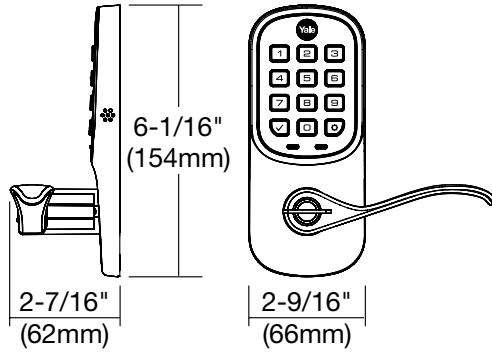
Touchscreen Lever Lock
YRL226



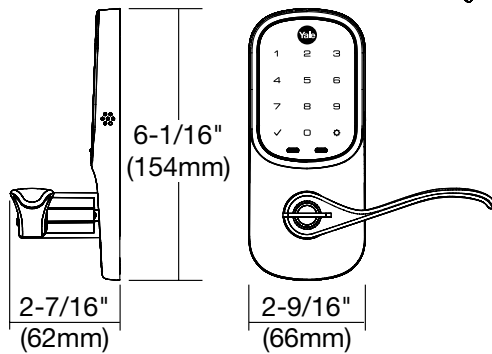
Introducing the new Assure Levers, the sleekest and most convenient electronic lever locks on the market. Available in standalone or with a Yale Network Module for seamless integration into your smart home or security system.

- Available in standalone, Z-Wave or Zigbee or with an iM1 Network Module (HomeKit-enabled).
- Backlit touchscreen and push button keypads make day-to-day access, effortless.
- Simple installation requires only a screwdriver.
- Keypads wake with a touch and feature backlit numbers that won't wear off.
- Features a 9V battery back-up to prevent lockouts.

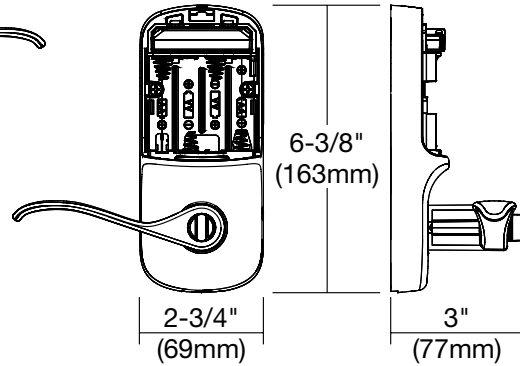
**Push Button
Assure Lever
Exterior**



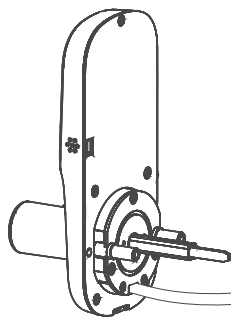
**Touchscreen
Assure Lever
Exterior**



**Push Button & Touchscreen
Lever Interior**
shown with battery cover removed

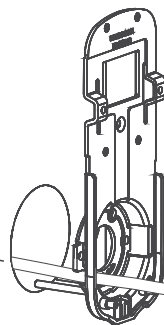


Outside Escutcheon



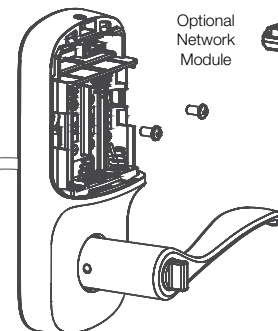
(2) M4 x 25.4mm
[8-32 x 1"]
Flat Head
Combination Screws

Inside Mounting Plate



(2) M4 x 25mm
Pan Head Machine Screws


**Inside
Escutcheon**



(3) M4 x 8mm
[8-32 x 5/16"]
Pan Head Screws

Battery Cover

Optional
Network
Module



Contact Support
1-855-213-5841 support@yalelock.com

Yale Real Living® Assure Lever™

COMING SOON

Functions

NO.	DESCRIPTION
YRL216	SINGLE CYLINDER PUSH BUTTON LEVER LOCK: Lever operated from outside by electronic keypad interaction, or outside by key, inside by lever.
YRL226	SINGLE CYLINDER TOUCHSCREEN LEVER LOCK: Lever operated from outside by electronic touchscreen interaction, or outside by key, inside by lever.

Standard Case Quantities


	Box Pack
Push Button Lever Lock	6
Touchscreen Lever Lock	6

Product Specifications

Door Specs	2⅞" Face Bore, 1" Edge Bore 2⅝" or 2¾" Backset
Door Thickness	1⅞" to 1¾"
Strike	1⅞" x 2¾" RC (Round Corner)
Latch	2⅝" or 2¾" Adjustable
Latch Faceplate	1" x 2¼" RC (Round Corner)
Keyway	Standard: Yale KW-1 5 Pin Brass Cylinder Optional: SC-1 5 Pin Brass Cylinder
Keys	Quantity: 2
Keying	Standard: KD (Keyed Different) Optional: KA (Keyed Alike)
Certified ANSI/BHMA	A156.36 Grade 2 BHMA CERTIFIED
Temperature Range	Outside Temperature Range: -30°C to 60°C = -22°F to 140°F Inside Temperature Range: -15°C to 70°C = 5°F to 158°F Battery Temperature Range: -10°C to 55°C = 14°F to 131°F Storage Temperature Range: -40°C to 85°C = -40°F to 185°F

Communication Protocol

Control4 and Crestron require unique network modules.



PRODUCT LIST PRICE

DESIGN	NO	US3 605	10BP	US15 619	MODULE
Push Button Lever Lock Standalone	YRL216	349.00	349.00	349.00	NR
Push Button Lever Lock Z-Wave	YRL216	474.00	474.00	474.00	ZW2
Push Button Lever Lock Zigbee*	YRL216	474.00	474.00	474.00	HA2
Push Button Lever Lock iM1	YRL216	474.00	474.00	474.00	iM1
Touchscreen Lever Lock Standalone	YRL226	399.00	399.00	399.00	NR
Touchscreen Lever Lock Z-Wave	YRL226	524.00	524.00	524.00	ZW2
Touchscreen Lever Lock Zigbee*	YRL226	524.00	524.00	524.00	HA2
Touchscreen Lever Lock iM1	YRL226	474.00	474.00	474.00	iM1

*HA1.2 not Control4® or Crestron® compatible

PRODUCT LIST PRICE**

DESIGN	NO	US3	10BP	US15
Academy	YR05D87	36.00	36.00	36.00
Marina	YR05D84	36.00	36.00	36.00
McClure	YR05D85	36.00	36.00	36.00
Milan	YR05D83	36.00	36.00	36.00
Norwood (standard) Lever Pair	YR05D88	36.00	36.00	36.00
Pacific Beach	YR05D82	36.00	36.00	36.00

++Ships Norwood standard. All other styles are an upcharge addition.

Customize your lever lock with one of these lever styles in Polished Brass, Oil Rubbed Bronze Permanent, or Satin Nickel

ACADEMY



MARINA



MCCLURE



MILAN



NORWOOD
(Standard)



PACIFIC BEACH



CYLINDER / ACCESSORY / REPLACEMENT PART LIST PRICE**

DESCRIPTION	PART NO./LIST NO.	FINISH	LIST PRICE
Brass SC1-5-Pin & 2 Brass Keys, Tailpiece, High Stack, Entry, KD, 26	AYRL200-SCKD-26	US26	14.10
Brass SC1-5-Pin & 2 Brass Keys, Tailpiece, High Stack, Entry, KD, 03	AYRL200-SCKD-03	US3	14.10
Brass SC1-5-Pin & 2 Brass Keys, Tailpiece, High Stack, Entry, KA, 26	AYRL200-SCKA-26	US26	14.10
Brass SC1-5-Pin & 2 Brass Keys, Tailpiece, High Stack, Entry, KA, 03	AYRL200-SCKA-03	US3	14.10
Brass KW1-5-Pin & 2 Brass Keys, Tailpiece, High Stack, Entry, KD, 26	AYRL200-KWKD-26	US26	14.10
Brass KW1-5-Pin & 2 Brass Keys, Tailpiece, High Stack, Entry, KD, 03	AYRL200-KWKD-03	US3	14.10
Brass KW1-5-Pin & 2 Brass Keys, Tailpiece, High Stack, Entry, KA, 26	AYRL200-KWKA-26	US26	14.10
Brass KW1-5-Pin & 2 Brass Keys, Tailpiece, High Stack, Entry, KA, 03	AYRL200-KWKA-03	US3	14.10
Adjustable Drive-In Latch	AYRL-DRIVE-26	US26	14.90
Adjustable Radius Corner Latch	AYRL-LATCH-15	US15	14.90
Adjustable Radius Corner Latch	AYRL-LATCH-10B	US10BP	14.90
Adjustable Radius Corner Latch	AYRL-LATCH-03	US3	14.90
4 1/4" Wide Plexiglass YRL Mount	AYR-425-MNT		120.00
Technology Options: Upgrade a standalone lock			
HA2 Zigbee Network Module	AYR202-ZB-HA		125.00
ZW2 Z-Wave Plus Network Module	AYR202-ZWV-USA		125.00
iM1 HomeKit Network Module	AYR202-iM1-USA		125.00

NOTE: The SFIC (Small Format Interchangeable Core) is not available. Yale Real Living cylinders are not Builder Key compatible.

++ Upcharge option.



Yale Real Living® Keyless Entry Lever Locks

Push Button Lever Lock
YRL210



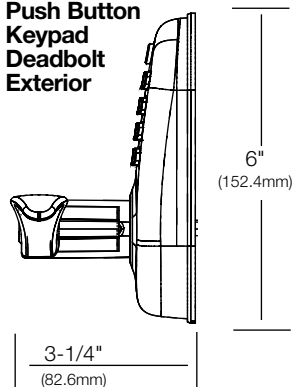
Touchscreen Lever Lock
YRL220



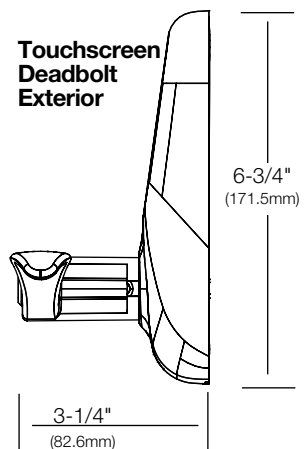
Yale Real Living Keyless Entry Lever Locks, the next generation of electronic residential locks from Yale, provide versatility and convenient access:

- Standalone OR
- Z-Wave or Zigbee enabled, as part of a home control or home security system
- Backlit touchscreen and push button keypads make day-to-day access, effortless.

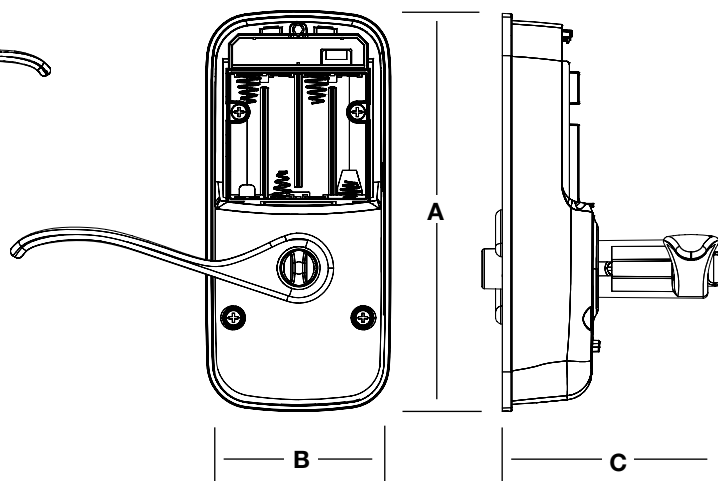
**Push Button
Keypad
Deadbolt
Exterior**



**Touchscreen
Deadbolt
Exterior**



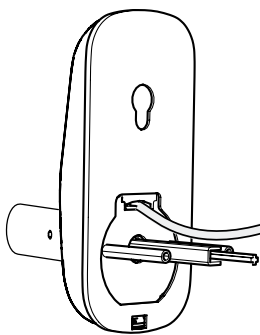
**Push Button &
Touchscreen Lever
Lock Interior**
shown with battery
cover removed



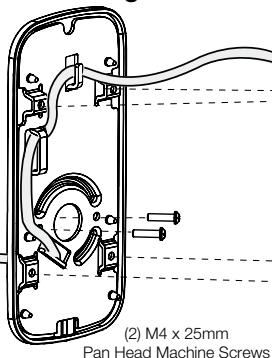
Push Button & Touchscreen Lever Lock Interior

DIMENSIONS	A	B	C
Push Button	6 3/4" (171.5mm)	3 1/8" (79.4mm)	4" (101.6mm)
Touchscreen	6 3/4" (171.5mm)	3 1/8" (79.4mm)	3 3/4" (95.3mm)

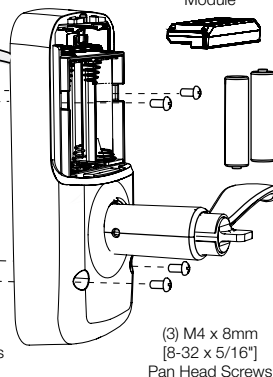
**Outside
Escutcheon**



Inside Mounting Plate




**Inside
Escutcheon**



**Optional
Network
Module**

Battery Cover



(2) M4 x 25.4mm
[8-32 x 1"]
Flat Head
Combination Screws

(2) M4 x 25.4mm
[8-32 x 1]
Flat Head
Combination Screws

Contact Support
1-855-213-5841 support@yalelock.com

Yale Real Living® Keyless Entry Lever Locks


Functions

NO.	DESCRIPTION
YRL210	SINGLE CYLINDER PUSH BUTTON LEVER LOCK: Lever operated from outside by electronic keypad interaction, or outside by key, inside by lever.
YRL220	SINGLE CYLINDER TOUCHSCREEN LEVER LOCK: Lever operated from outside by electronic touchscreen interaction, or outside by key, inside by lever.

Standard Case Quantities

	Box Pack
Push Button Lever Lock	6
Touchscreen Lever Lock	6

Product Specifications

Door Specs	2 1/8" Face Bore, 1" Edge Bore 2 3/8" or 2 3/4" Backset
Door Thickness	1 3/8" to 1 3/4"
Strike	1 1/8" x 2 3/4" RC (Round Corner)
Latch	2 3/8" or 2 3/4" Adjustable
Latch Faceplate	1" x 2 1/4" RC (Round Corner)
Keyway	Standard: Yale KW-1 5 Pin Brass Cylinder Optional: SC-1 5 Pin Brass Cylinder
Keys	Quantity: 2
Keying	Standard: KD (Keyed Different) Optional: KA (Keyed Alike)
Certified ANSI/BHMA	A156.36 Grade 2 
Temperature Range	Outside Temperature Range: -30°C to 60°C = -22°F to 140°F Inside Temperature Range: -15°C to 70°C = 5°F to 158°F Battery Temperature Range: -10°C to 55°C = 14°F to 131°F Storage Temperature Range: -40°C to 85°C = -40°F to 185°F

Communication Protocol

Control4 and Crestron require unique network modules.



PRODUCT LIST PRICE

DESIGN	NO	US3 605	10BP	US15 619	MODULE
Push Button Lever Lock Standalone	YRL210	330.00	330.00	330.00	NR
Push Button Lever Lock Z-Wave	YRL210	420.00	420.00	420.00	ZW
Push Button Lever Lock Zigbee*	YRL210	420.00	420.00	420.00	HA
Touchscreen Lever Lock Standalone	YRL220	375.00	375.00	375.00	NR
Touchscreen Lever Lock Z-Wave	YRL220	465.00	465.00	465.00	ZW
Touchscreen Lever Lock Zigbee*	YRL220	465.00	465.00	465.00	HA

*HA1.2 not Control4® or Crestron® compatible

PRODUCT LIST PRICE**

DESIGN	NO	US3	10BP	US15
Academy	YR05D87	36.00	36.00	36.00
Marina	YR05D84	36.00	36.00	36.00
McClure	YR05D85	36.00	36.00	36.00
Milan	YR05D83	36.00	36.00	36.00
Norwood (standard) Lever Pair	YR05D88	36.00	36.00	36.00
Pacific Beach	YR05D82	36.00	36.00	36.00

++Ships Norwood standard. Other styles upcharge option.

Customize your lever lock with one of these lever styles in Polished Brass, Oil Rubbed Bronze Permanent, or Satin Nickel

ACADEMY



MARINA



MCCLURE



MILAN



NORWOOD
(Standard)



PACIFIC BEACH



CYLINDER / ACCESSORY / REPLACEMENT PART LIST PRICE**

DESCRIPTION	PART NO./LIST NO.	FINISH	LIST PRICE
Brass SC1-5-Pin & 2 Brass Keys, Tailpiece, High Stack, Entry, KD, 26	AYRL200-SCKD-26	US26	14.10
Brass SC1-5-Pin & 2 Brass Keys, Tailpiece, High Stack, Entry, KD, 03	AYRL200-SCKD-03	US3	14.10
Brass SC1-5-Pin & 2 Brass Keys, Tailpiece, High Stack, Entry, KA, 26	AYRL200-SCKA-26	US26	14.10
Brass SC1-5-Pin & 2 Brass Keys, Tailpiece, High Stack, Entry, KA, 03	AYRL200-SCKA-03	US3	14.10
Brass KW1-5-Pin & 2 Brass Keys, Tailpiece, High Stack, Entry, KD, 26	AYRL200-KWKD-26	US26	14.10
Brass KW1-5-Pin & 2 Brass Keys, Tailpiece, High Stack, Entry, KD, 03	AYRL200-KWKD-03	US3	14.10
Brass KW1-5-Pin & 2 Brass Keys, Tailpiece, High Stack, Entry, KA, 26	AYRL200-KWKA-26	US26	14.10
Brass KW1-5-Pin & 2 Brass Keys, Tailpiece, High Stack, Entry, KA, 03	AYRL200-KWKA-03	US3	14.10
Adjustable Drive-In Latch	AYRL-DRIVE-26	US26	14.90
Adjustable Radius Corner Latch	AYRL-LATCH-15	US15	14.90
Adjustable Radius Corner Latch	AYRL-LATCH-10BP	US10BP	14.90
Adjustable Radius Corner Latch	AYRL-LATCH-03	US3	14.90
4 1/4" Wide Plexiglass YRL Mount	AYR-425-MNT		120.00
Technology Options: Upgrade a standalone lock			
HA2 Zigbee Network Module	AYR202-ZB-HA		125.00
ZW2 Z-Wave Plus Network Module	AYR202-ZWV-USA		125.00

NOTE: Note: The SFIC (Small Format Interchangeable Core) is not available. Yale Real Living cylinders are not Builder Key compatible.

++ Upcharge option.



Yale Real Living® Key Free Entry Deadbolts

B1L Lock Push Button Deadbolt
YRD110



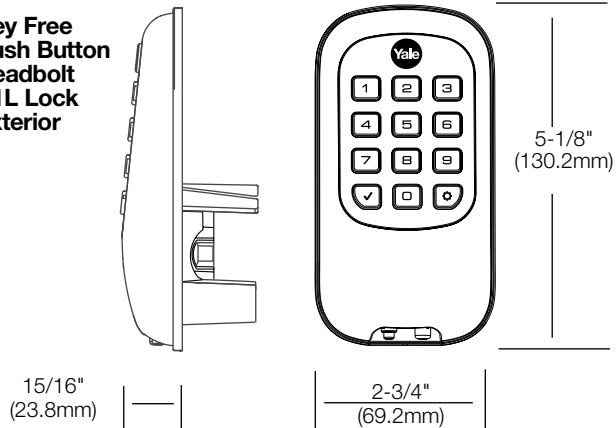
T1L Lock Touchscreen Deadbolt
YRD120



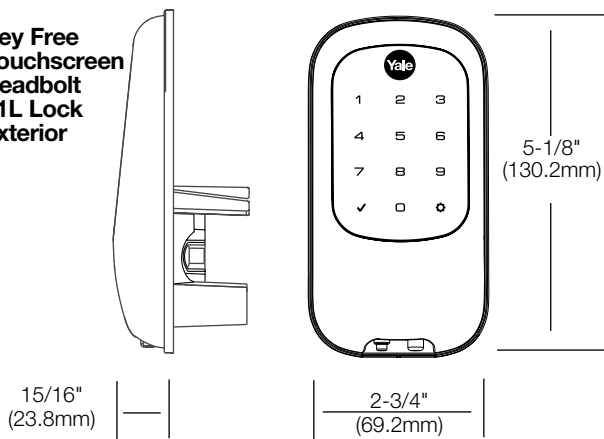
The key free B1L Lock and T1L Lock add critical product options to a growing customer demand for enhanced security with a sleek aesthetic and uncomplicated operation:

- Z-Wave enabled, as part of a home control or home security system.
- Available as standalone.
- Backlit touchscreen and push button keypads make day-to-day access, effortless.

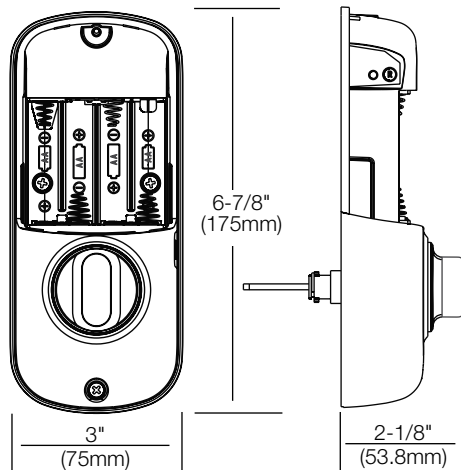
**Key Free
Push Button
Deadbolt
B1L Lock
Exterior**



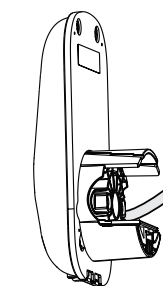
**Key Free
Touchscreen
Deadbolt
T1L Lock
Exterior**



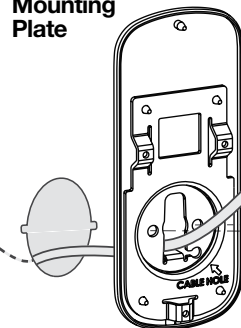
B1L and T1L Lock Interior
shown with battery cover removed



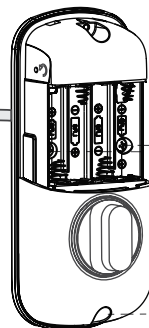
**Outside
Escutcheon**




**Interior
Mounting
Plate**



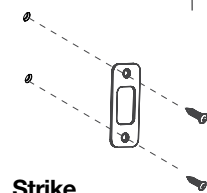
Inside Escutcheon



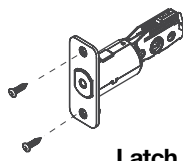
Battery Cover



Strike



Latch



Contact Support
1-855-213-5841 support@yalelock.com

Yale Real Living® Key Free Entry Deadbolts



Functions

NO.	DESCRIPTION
YRD110	B1L LOCK PUSH BUTTON DEADBOLT: Latch operated from outside by electronic push button interaction, or inside by T-turn. Use a 9V battery backup on the outside as a override in case the batteries die.
YRD120	T1L LOCK TOUCHSCREEN DEADBOLT: Latch operated from outside by electronic touchscreen interaction, or inside by T-turn. Use a 9V battery backup on the outside as a override in case the batteries die.

Standard Case Quantities

	Box Pack
B1L/T1L Locks	6

Product Specifications

Door Specs	2 1/8" Face Bore, 1" Edge Bore 2 3/8" or 2 3/4" Backset
Door Thickness	1 3/8" to 2 1/4"
Strike	1" x 2 1/4" RC (Round Corner)
Latch	2 3/8" or 2 3/4" Adjustable
Latch Faceplate	1" x 2 1/4" RC (Round Corner)
Keyway	Standard: Yale KW-1 5 Pin Brass Cylinder
Certified ANSI/BHMA	A156.36 Grade 2 
Temperature Range	Outside Temperature Range: -30°C to 60°C = -22°F to 140°F Inside Temperature Range: -15°C to 70°C = 5°F to 158°F Battery Temperature Range: -10°C to 55°C = 14°F to 131°F Storage Temperature Range: -40°C to 85°C = -40°F to 185°F
Communication Protocol	 Z-Wave Network Module Standard

Product Order String for Yale Real Living B1L/T1L Locks

Sample: **YRD120-ZW-619**

Keypad Style	YRD110: Key Free Push Button Deadbolt Keypad YRD120: Key Free Touchscreen Deadbolt Keypad
Network Module	NR: No Network Module (Standalone) ZW: Z-Wave Network Module
Finish	619: Satin Nickel 0BP: Oil Rubbed Bronze Permanent 605: Polished Brass

PRODUCT LIST PRICE					
DESIGN	NO	US3 605	10BP	US15 619	MODULE
B1L Lock Push Button Deadbolt Standalone	YRD110	249.00	249.00	249.00	NR
B1L Lock Push Button Deadbolt Z-Wave	YRD110	374.00	374.00	374.00	ZW
T1L Lock Touchscreen Deadbolt Standalone	YRD120	299.00	299.00	299.00	NR
T1L Lock Touchscreen Deadbolt Z-Wave	YRD120	424.00	424.00	424.00	ZW

CYLINDER / ACCESSORY / REPLACEMENT PART LIST PRICE ⁺⁺			
DESCRIPTION	PART NO./LIST NO.	FINISH	LIST PRICE
Adjustable Drive-In Latch	AYRDB-DRIVE-26	US26	14.90
Adjustable Radius Corner Latch	AYRDB2-619	US15	14.90
Adjustable Radius Corner Latch	AYRDB-0BP	US10BP	14.90
Adjustable Radius Corner Latch	AYRDB-605	US3	14.90
4 1/4" Wide Plexiglass YRL Mount	AYR-425-MNT		120.00

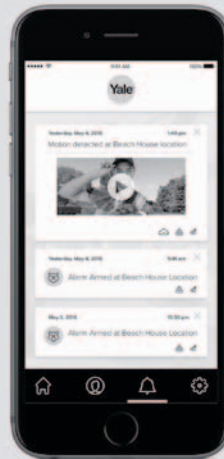
⁺⁺ Upcharge option.

Yale Real Living® Look Door Viewer®

Look Door Viewer with WiFi
YRV740WI693
Look Door Viewer with Z-Wave (Coming Soon)
YRV740ZW693



LCD Monitor for Inside



 Yale Look App

See and speak to whoever's at your door, from anywhere, using your smartphone.

GET IT ON
 Google Play

Download on the
 App Store

HD Camera, Motion Detector,
Microphone and Speaker for Outside



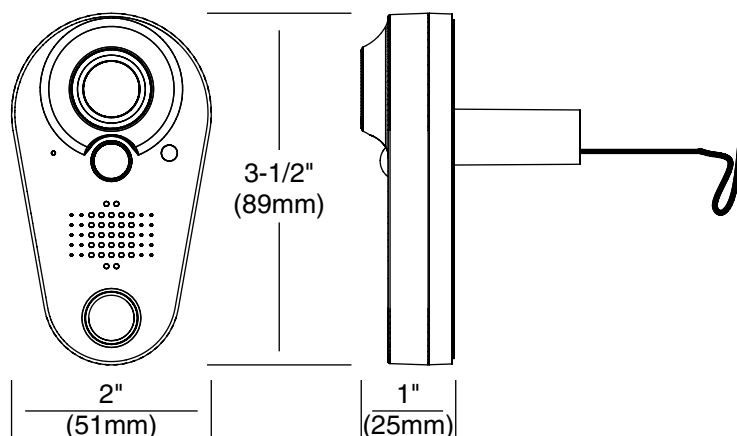
Answer Your Door. Anywhere. Anytime.®
with the Yale Look Door Viewer®.



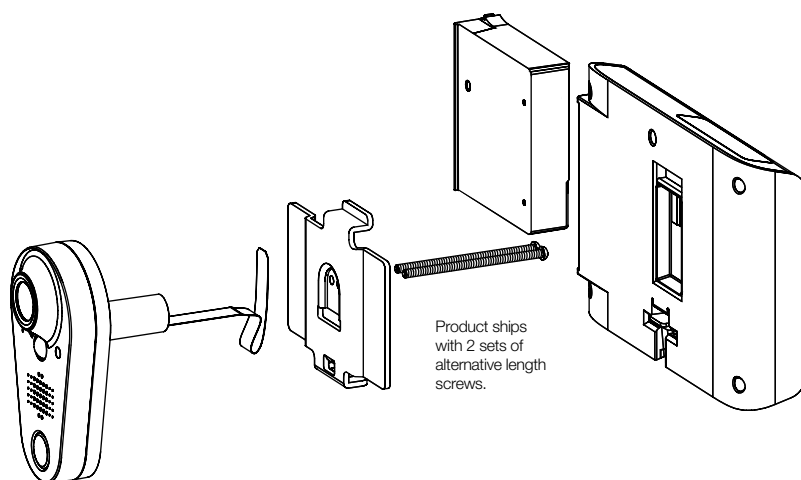
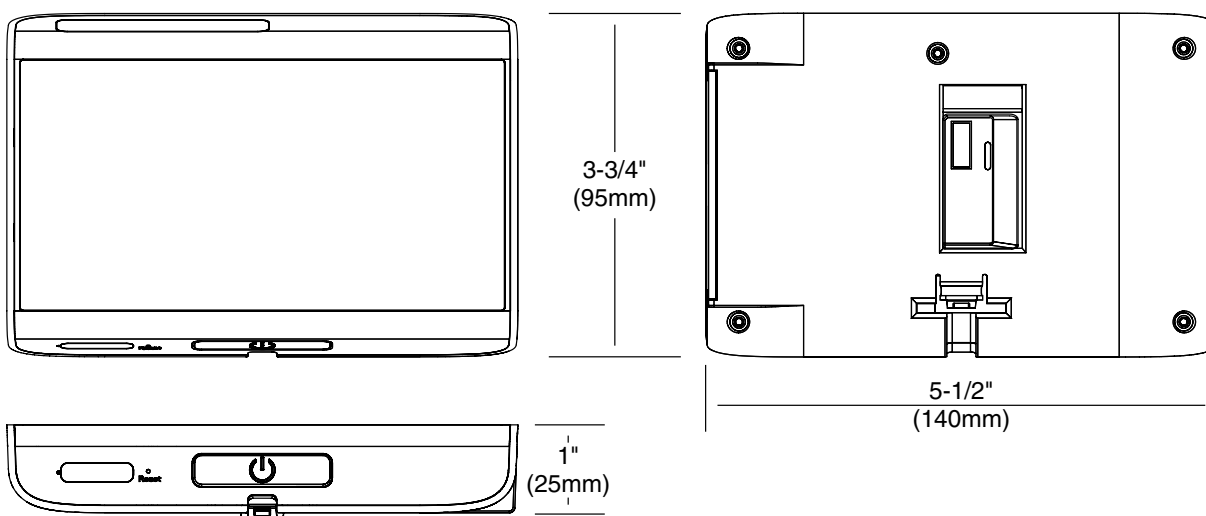
See and speak to visitors at your door, from anywhere, using the free Yale Look app for iOS and Android.

- Receive a notification on your smartphone when motion is detected right outside your door or when the doorbell is pressed.
- See and speak to your visitors right from your smartphone.
- View a time line history with photos and videos to see recent activity.
- Z-Wave version integrates seamlessly into most Z-Wave home automation or alarm systems for added smart home features.

**HD Camera,
Motion Detector,
Microphone
and Speaker for
Outside**



LCD Monitor For Inside



Contact Support
1-855-213-5841 support@yalelock.com

Yale Real Living® Look Door Viewer®

Features

- View live video or still images of who is at the door
- Built in LED for assisted night viewing
- Images stored in internal memory so you can see who called, even when you were out
- Save video or still images to the internal SD memory card. Remove the card and access data via a hot-pluggable SD micro-card reader.
- Viewer screen can be seen from distances of several feet away
- Includes rechargeable battery pack and micro USB charging cable
- 110° viewing angle while not suffering from image distortion found in traditional door viewers
- 3.2" viewing screen provides large clear images of any visitor (up to 10 times bigger than traditional spy holes)
- Simple installation, fits doors 1³/₄" - 4" (thick)
- Robust, weather resistant construction
- One Year Warranty for original owner

STANDARD CASE QUANTITIES

Box Pack

Look Door Viewer	2
------------------	---

PRODUCT LIST PRICE

LOOK DOOR VIEWER®	NO	Black 693
Look Door Viewer with WiFi	YRV740WI693	324.00
Look Door Viewer with Z-Wave	YRV740ZW693	Coming Soon

ACCESSORY LIST PRICE

DESCRIPTION	PART NO.	LIST PRICE
5 ³ / ₄ " Wide Plexiglass YRL Mount	DDV-619-693-MNT	120.00

Product Specifications

Lens	110° angle
LED	Infrared LEDs for night mode
Door Chime	80dB
LCD	3.2"
Battery	4 x AA batteries (supplied)
Support Door Thickness	1 ³ / ₄ " - 4" (thick)
Cylinder Drill Diameter	9/16"
Dimension, Viewer	3 ³⁵ / ₆₄ " (H) 5 ²⁵ / ₆₄ " (W) 1" (D)



Yale Real Living® Digital Door Viewers

Premium

Black: AYRD-DDV7001-693

Silver: AYRD-DDV7001-619



Premium

Door Exterior



Premium

Memory Card



Standard

Black: AYRD-DDV8032-693

Silver: AYRD-DDV8032-619



Standard

Door Exterior



See who is at your door. An innovation in door viewer security. Select the best option and view or take clear still images or video with a 0.3 megapixel camera.

Available in 2 versions:

- Digital Door Viewer | Premium
- Digital Door Viewer | Standard

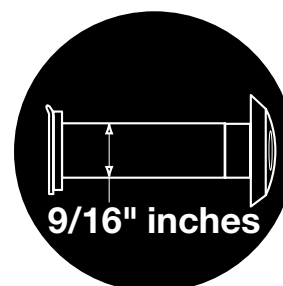


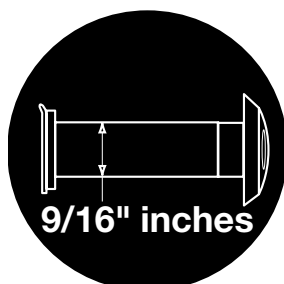

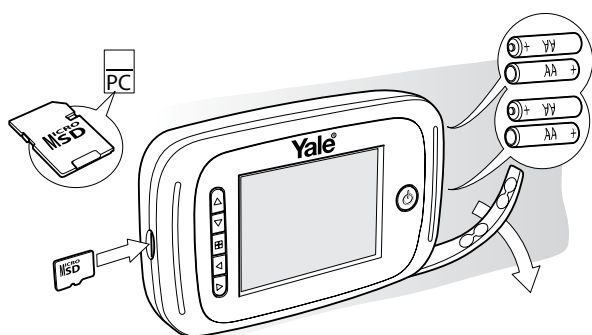
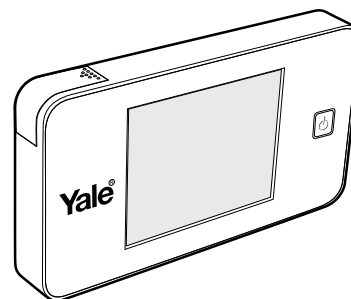
Digital Door Viewer Premium

Dimension, Viewer
3-35/64" (H)
5-25/64" (W)
1" (D)



Digital Door Viewer Standard

Dimension, Viewer
2-43/64" (H)
5" (W)
37/64" (D)



Yale Real Living® Digital Door Viewers

Digital Door Viewer | Premium

Features

- View live video or still images of who is at the door
- Built in LED for assisted night viewing
- Images stored in internal memory so you can see who called, even when you were out
- Save video or still images to the internal SD memory card. Remove the card and access data via a hot-pluggable SD micro-card reader.
- Viewer screen can be seen from distances of several feet away
- Includes 4 x AA batteries
- 110° viewing angle while not suffering from image distortion found in traditional door viewers
- 3.2" viewing screen provides large clear images of any visitor (up to 10 times bigger than traditional spy holes)
- Simple installation, fits doors 1³/₄" - 4" (thick)
- Robust, weather resistant construction
- One Year Warranty for original owner

Product Specifications

Lens	110° angle
LED	Infrared LEDs for night mode
Door Chime	80dB
LCD	3.2"
Battery	4 x AA batteries (supplied)
Support Door Thickness	1 ³ / ₄ " - 4" (thick)
Cylinder Drill Diameter	9/16"
Dimension, Viewer	3 ³⁵ / ₆₄ " (H) 5 ²⁵ / ₆₄ " (W) 1" (D)

STANDARD CASE QUANTITIES (Yale Real Living Digital Door Viewers)

Box Pack

Premium

30

PRODUCT LIST PRICE

DESIGN	NO	Black 693	Silver 619
Digital Door Viewer Premium	AYRDDDV7001	200.00	200.00

ACCESSORY LIST PRICE

DESCRIPTION	PART NO.	LIST PRICE
5 ³ / ₄ " Wide Plexiglass YRL Mount	DDV-619-693-MNT	120.00



Yale Real Living®

Digital Door Viewer | Standard

Features

- View live video or still images of who is at the door
- Includes 2 x AA batteries
- 105° viewing angle while not suffering from image distortion found in traditional door viewers
- 3.2" viewing screen provides large clear images of any visitor (up to 10 times bigger than traditional spy holes)
- Viewer screen can be seen from distances of several feet away
- Simple installation, fits doors 1 3/4" - 4" (thick)
- Robust, weather resistant construction
- One Year Warranty for original owner

Product Specifications

Lens	105° angle
LCD	3.2"
Battery	2 x AA batteries (supplied)
Support Door Thickness	1 3/4" - 4" (thick)
Cylinder Drill Diameter	9/16"
Dimension, Viewer	2 43/64" (H) 5" (W) 1/16" (D)

STANDARD CASE QUANTITIES (Yale Real Living Digital Door Viewers)

Box Pack

Standard	30
-----------------	----

PRODUCT LIST PRICE

DESIGN	NO	Black 693	Silver 619
Digital Door Viewer Standard	AYRDDDV8032	140.00	140.00

ACCESSORY LIST PRICE

DESCRIPTION	PART NO.	LIST PRICE
5 3/4" Wide Plexiglass YRL Mount	DDV-619-693-MNT	120.00



Yale Real Living® Assure Lock® Interconnected

Assure Lock Interconnected
YRC216/416



Assure Lock Interconnected
YRC226/426






Assure Lock Interconnected
YRC246/446





Yale Real Living Assure Lock Interconnected combines electronic deadbolts with the convenience of a passage lever for panic proof egress. From the inside, both the latchbolt and the deadbolt are retracted simultaneously in a single motion for a quick and easy exit. Available in standalone, Bluetooth, Z-Wave or Zigbee configurations.

Yale Real Living® Assure Lock® Interconnected

Styles

STYLE	NO.	DESCRIPTION
	YRC216	Single point lock. Latchbolt is operated by either lever at all times. Deadbolt activated by touchscreen or key on outside or by thumbturn on inside. Interior lever retracts latch and deadbolt simultaneously.
	YRC416	
	YRC226	Single point lock. Latchbolt is operated by either lever at all times. Deadbolt activated by touchscreen or key on outside or by thumbturn on inside. Interior lever retracts latch and deadbolt simultaneously.
	YRC426	
	YRC246	Single point lock. Latchbolt is operated by either lever at all times. Deadbolt activated by touchscreen or by thumbturn on inside. Interior lever retracts latch and deadbolt simultaneously.
	YRC446	

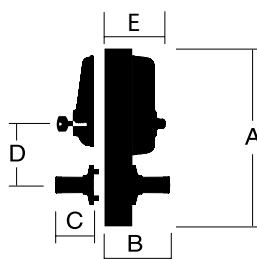
Product Specifications

Door Specs	2 1/8" Face Bore, 1" Edge Bore, 4" or 5 1/2" Center to Center* *Must specify
Backset	2 3/8" (60mm) or 2 3/4" (70mm)
Door Thickness	1 3/8" (35mm) to 1 3/4" (44mm)
Cylinder	KW-1 Compatible standard, other cylinders/keyways available to order. SFIC optional.
Keying	KD (Keyed Different) standard, master keying available to order Other Keying options see page 89
Latch Faceplate	1" (25mm) W x 2 1/4" (57mm) H; Round Corner standard, Square Corner available to order
Strike	Lever: 2 1/4" (57mm) Full Lip, Deadbolt Strike: 1" x 2 1/4"; Round Corner standard, other strikes available to order.
Certified ANSI/BHMA	A156.12, Grade 2 
UL/cUL	Listed for 20 minute fire doors 

Communication Protocol
Control4 and Crestron require unique network modules.



Mechanical View



DIMENSIONS

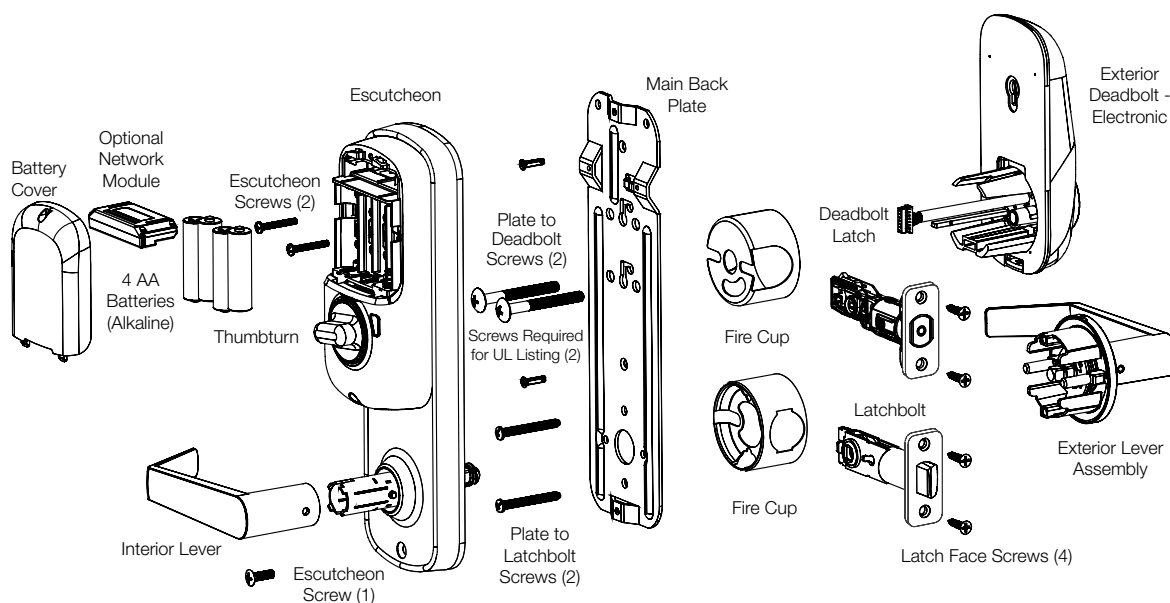
Based on Woodland Lever

PASSAGE

Lever	A	B	C	D	Width
10 5/8"	2 5/8"	2 1/2"	4"	2 13/16"	
12 1/8"			5 1/2"		

ENTRY

Lever	A	B	C	D	Width
10 5/8"	2 5/8"	2 1/2"	4"	2 13/16"	
12 1/8"			5 1/2"		



BOX PACK LIST PRICE


Interconnected

Available lever styles shown below.

Yale Real Living YRC216, YRC226 (KW standard);
see below for keying options

	DESIGN	Z-wave, Zigbee, Bluetooth, Standalone	US3 605	US15 619	10BP
			Note: orders over 5 pieces need to be ordered factory direct and require longer lead times		
YRC216 Interconnected	Push Button	ZW2/HA2	580.00	580.00	580.00
YRC216 Interconnected	Push Button	Standalone	480.00	480.00	480.00
YRC226 Interconnected	Touchscreen	ZW2/HA2	650.00	650.00	650.00
YRC226 Interconnected	Touchscreen	Standalone	550.00	550.00	550.00
YRC246 Interconnected	Key Free	ZW2/HA2	650.00	650.00	650.00
YRC246 Interconnected	Key Free	Standalone	550.00	550.00	550.00
YRC416 Interconnected	Push Button	ZW2/HA2	580.00	580.00	580.00
YRC416 Interconnected	Push Button	Bluetooth	480.00	480.00	480.00
YRC426 Interconnected	Touchscreen	ZW2/HA2	650.00	650.00	650.00
YRC426 Interconnected	Touchscreen	Bluetooth	550.00	550.00	550.00
YRC446 Interconnected	Key Free	ZW2/HA2	650.00	650.00	650.00
YRC446 Interconnected	Key Free	Bluetooth	550.00	550.00	550.00

Note: For lever finish availability see YH pages 59-62



INTERCONNECTED PASSAGE LEVER PAIRS**			OPTIONS	
Design	Part #			
Academy (Passage lever Pair)	YR05D67*	36.00	Less Cylinder (LC)	0.00 No deductions
Augusta (Passage lever Pair)	YR05D66*	36.00	SFIC (LC only)	0.00 No deductions Lock SFICLC only. A600 or K600 available thru YC, should be listed as a separate line item. To order specify SFIC.
Delaware (Passage lever Pair)	YR05D6D*	36.00	Para Keyway	0.00 No adder
Marina (Passage lever Pair)	YR05D64*	36.00	KW1 cylinder separately 6-pin	9.90 See page 15 for cylinder options and part numbers.
McClure (Passage lever Pair)	YR05D65*	36.00	Schlage C separately 6-pin	9.90 See page 15 for cylinder options and part numbers.
Milan (Passage lever Pair)	YR05D63*	36.00	Yale Para separately 6-pin	14.10 See page 15 for cylinder options and part numbers.
Monroe (Passage lever Pair)	YR05D6W*	36.00		
Norwood (Passage lever Pair)	YR05D68*	36.00		
Pacific Beach (Passage lever Pair)	YR05D62*	36.00		
Valdosta (Passage lever Pair)	YR05D6V*	36.00		
Virgo (Passage lever Pair)	YR05D61*	36.00		
Woodland (Passage lever Pair)	YR05D69*	36.00		


Latches, Latchbolts, Cylinders see page 15.

++Ships Norwood standard. Upcharge Quickship.Flashship orders. Factory standard charge.


YH Interconnected Mechanical from Yale®

Adjustable 4" or 5.5"

YH Collection Premier Deadbolt
with Passage Lever
Exterior



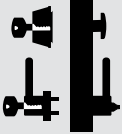


Interior



The new YH Collection Grade 2 Interconnected Mechanical Locksets offer flexible, convenient and stylish security for new or retrofit multi-family applications. The center to center dimension is field-adjustable and installs into most standard door preps. From the inside, latchbolt and deadbolt retract simultaneously for easy egress and the thumbturn quickly secures the opening. Available in three functions with 12 levers in 5 finishes, the Interconnected Mechanical locksets are sure to complement any décor.

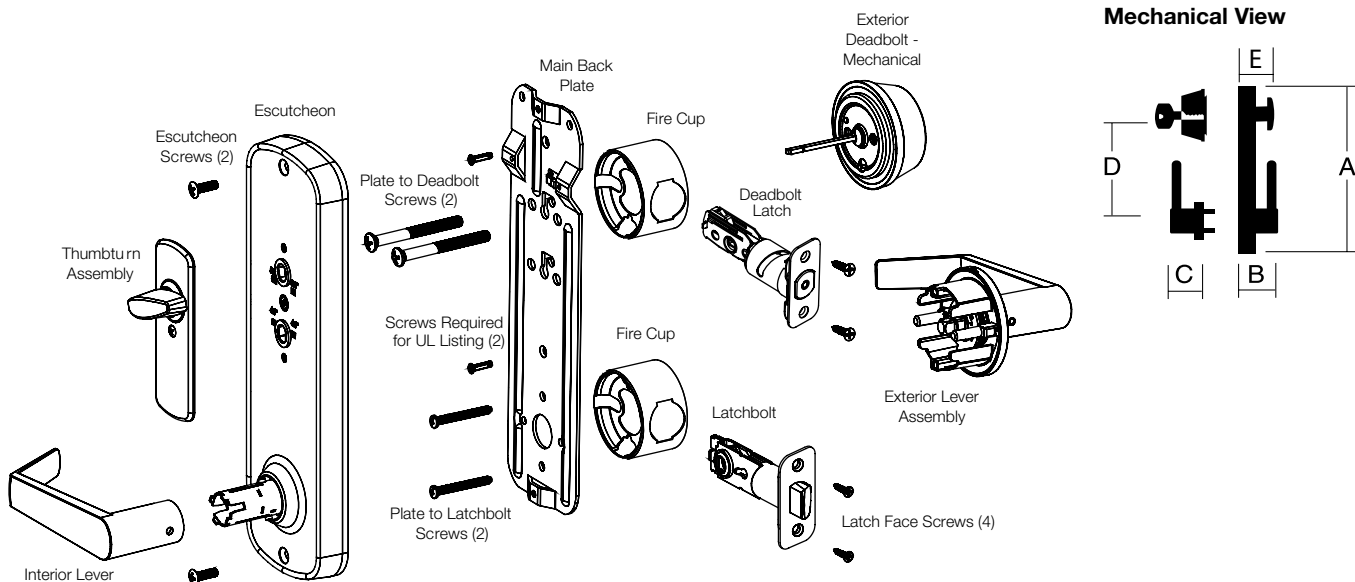
Functions

FUNCTION	NO.	DESCRIPTION
	YR852	PASSAGE: Single point lock. Latchbolt is operated by either lever at all times. Deadbolt activated by key on outside; inside by T-turn. Interior lever retracts latch and deadbolt simultaneously.
	YR853	PRIVACY WITH DEADBOLT INDICATOR: Single point lock. Latchbolt is operated by either lever at all times. Deadbolt activated by emergency key on outside; inside by T-turn. Occupancy indicator displays "In Use" when deadbolt thrown or "Vacant" when deadbolt retracted. Interior lever retracts latch and deadbolt simultaneously.
	YR872	ENTRY: Dual point lock. Lever unlocks from outside by key; interior lever free egress. Deadbolt activated by key on outside; inside by T-turn. Interior lever retracts latch and deadbolt simultaneously.

Product Specifications

Door Specs	2 1/8" Face Bore, 1" Edge Bore, 4" or 5 1/2" Center to Center
Backset	2 3/8" or 2 3/4"
Door Thickness	1 3/8" to 1 3/4"
Cylinder	KW-1 Compatible standard, other cylinders/keyways available to order
Keying	KD (Keyed Different) standard, master keying available to order Other Keying options see page 89
Latch Faceplate	1" W x 2 1/4" H; Round Corner standard, Square Corner available to order
Strike	2 1/4" RC Full Lip & 1 1/8" x 2 3/4" RC Universal standard, Other strikes Available to order. 
Certified ANSI/BHMA	A156.12, Grade 2
UL/cUL	Listed for 90 minute fire doors 

DIMENSIONS	A	B	C	D	Width
Based on Woodland Lever					
PASSAGE					
Lever	10 8/16" 12 1/8"	2 5/8"	2 1/2"	4" 5 1/2"	2 13/16"
ENTRY					
Lever	10 8/16" 12 1/8"	2 5/8"	2 1/2"	4" 5 1/2"	2 13/16"



Price List

YH Collection

Grade 2

BOX PACK LIST PRICE

Interconnected

Available lever styles shown below.

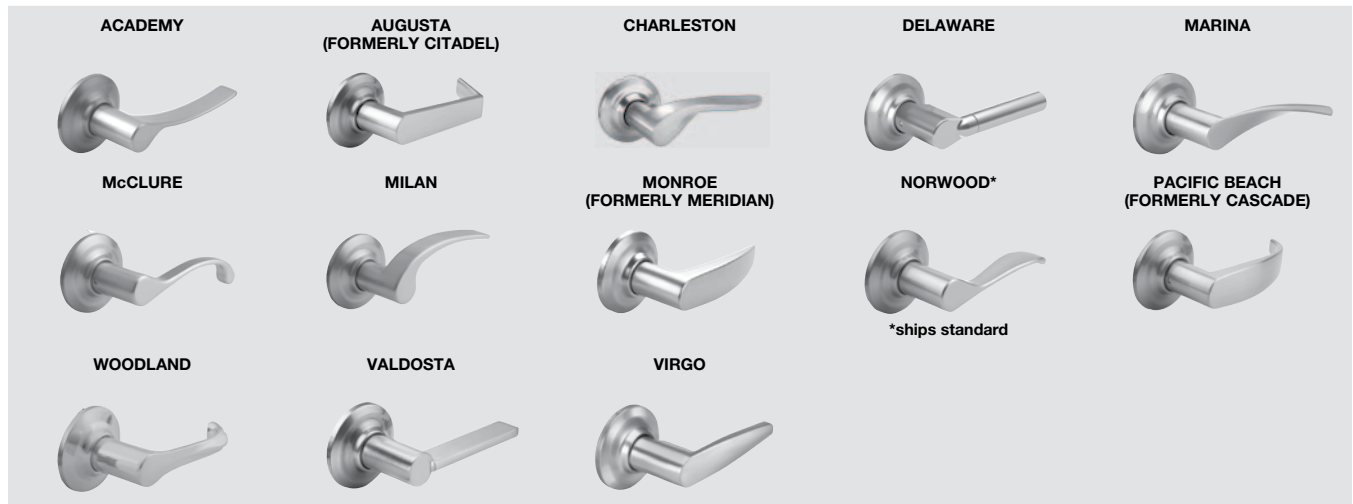
Premier Deadbolt - Standard KW, SC, Para

D200 Deadbolt - GA, SFIC, Others

90 Min UL Rating Standard

	DESIGN	FUNCTION NO BHMA	US3 605	US15 619	BSP Black Suede	US26D 626	10BE 613E	10BP
			Note: QuickShip orders over 50 pieces need to be ordered factory direct				Suede	
YR852 Single Locking All Levers	Interconnect	852	198.00	198.00	198.00	198.00	219.00	219.00
YR872 Double Locking All Levers	Interconnect	872	240.00	240.00	240.00	240.00	260.00	260.00
YR853 Privacy with Indicator All Levers	Interconnect	853	198.00	198.00	198.00	198.00	219.00	219.00

NOTE: For lever finish availability see YH pages 57, 58, & 59



INTERCONNECT PASSAGE LEVER PAIRS**

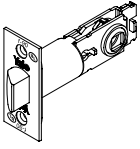
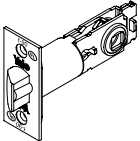
Design	Part #	US26D	US15
Academy (Passage lever Pair)	YR05D67*	36.00	36.00
Augusta (Passage lever Pair)	YR05D66*	36.00	36.00
Delaware (Passage lever Pair)	YR05D6D*	36.00	36.00
Marina (Passage lever Pair)	YR05D64*	36.00	36.00
McClure (Passage lever Pair)	YR05D65*	36.00	36.00
Milan (Passage lever Pair)	YR05D63*	36.00	36.00
Monroe (Passage lever Pair)	YR05D6W*	36.00	36.00
Norwood (Passage lever Pair)	YR05D68*	36.00	36.00
Pacific Beach (Passage lever Pair)	YR05D62*	36.00	36.00
Valdosta (Passage lever Pair)	YR05D6V*	36.00	36.00
Virgo (Passage lever Pair)	YR05D61*	36.00	36.00
Woodland (Passage lever Pair)	YR05D69*	36.00	36.00

**Ships Norwood standard. Upcharge Quickship. Flashship orders. Factory standard charge.

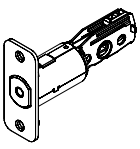
OPTIONS

Less Cylinder (LC)	\$0.00 No deductions	
SFIC (LC only)	\$0.00 No deductions	Lock SFICLC only. A600 or K600 available thru YC, should be listed as a separate line item. To order specify SFIC. 872/SFIC only available with Augusta, Monroe or Pacific Beach
LFIC (LC only)	No deductions	Lock LFICLC only. 1210, 5210 or K800 core available thru YC, should be listed as a separate line item. To order specify YR852 x LFIC.
Arrow Keyway	\$0.00 No adder	To order specify "AR" keyway.
Para Keyway	\$0.00 No adder	
GA Keyway	\$0.00 No adder	
Other YC keyways and Cylinder formats	\$0.00 No deductions	Extend leadtime for BK, MK, GMK, etc. 1. Specify less core when ordering through Yale Residential. 2. Order cylinder through Yale Commercial.
KW1 cylinder separately 6 pin	\$10.20	See page 93 for cylinder options and part numbers.
Schlage C separately 6-pin	\$10.20	See page 93 for cylinder options and part numbers.
Yale Para separately 6 pin	\$14.60	See page 93 for cylinder options and part numbers.
1803 Cylinder separately	\$56.00	Order through Yale Commercial DB = 1803-134S and Lever = 1803-54K
D Series Deadbolt Latches		Order through Arrow
Arrow cylinders separately	\$25.00	DB = 692C x 6 pin and Lever = 100YC x 6 pin

Yale Real Living® Interconnected

LOCKSET LATCHES							
PLAIN SPRING LATCHES 	BACKSET	FRONT WIDTH	THROW	LATCH DIAMETER**	CORNER SPECS	MODEL NO	LIST PRICE
	2-3/8" (60mm)	1" (25mm)	1/2" (13mm)	7/8" (22mm)	Radius	YR01802*U	\$12.70
	2-3/8" (60mm)	1" (25mm)	1/2" (13mm)	7/8" (22mm)	Square	YR01804*U	\$12.70
	2-3/4" (70mm)	1" (25mm)	1/2" (13mm)	7/8" (22mm)	Radius	YR01806*U	\$12.70
	2-3/4" (70mm)	1" (25mm)	1/2" (13mm)	7/8" (22mm)	Square	YR01808*U	\$12.70
DEADLOCKING LATCHES 	BACKSET	FRONT WIDTH	THROW	LATCH DIAMETER**	CORNER SPECS	MODEL NO	LIST PRICE
	2-3/8" (60mm)	1" (25mm)	1/2" (13mm)	7/8" (22mm)	Radius	YR01812*U	\$12.70
	2-3/8" (60mm)	1" (25mm)	1/2" (13mm)	7/8" (22mm)	Square	YR01814*U	\$12.70
	2-3/4" (70mm)	1" (25mm)	1/2" (13mm)	7/8" (22mm)	Radius	YR01816*U	\$12.70
	2-3/4" (70mm)	1" (25mm)	1/2" (13mm)	7/8" (22mm)	Square	YR01818*U	\$12.70

*Specify finish when ordering.

MECHANICAL DEADBOLT LATCHES							
For use with Yale PARA, Kwikset and Schlage C keyway cylinders							
	BACKSET	FRONT WIDTH	THROW	CORNER SPECS	MODEL NO	LIST PRICE	
	Adjustable^	1" (25mm)	1" (25mm)	Square	YR01D44*U	\$14.60	
	Adjustable^	1" (25mm)	1" (25mm)	Radius	YR01D41*U	\$14.60	

For use with SFIC, Arrow and Yale Commercial GA Keyway cylinders.							
	BACKSET	FRONT WIDTH	THROW	CORNER SPECS	MODEL NO	LIST PRICE	
	2-3/8" Fixed	1" (25mm)	1" (25mm)	Square	D38*	**	
	2-3/8" Fixed	1" (25mm)	1" (25mm)	Radius	D38R*	**	
	2-3/4" Fixed	1" (25mm)	1" (25mm)	Square	D34*	**	
	2-3/4" Fixed	1" (25mm)	1" (25mm)	Radius	D34R*	**	

ELECTRONIC DEADBOLT LATCHES							
BACKSET	FRONT WIDTH	THROW	CORNER SPECS	MODEL NO	LIST PRICE		
Adjustable^	1" (25mm)	1" (25mm)	Radius	AYRDB*U			

*Specify finish when ordering.

FIXED CORE CYLINDERS							
LOCK TYPE	KEYWAY	DESCRIPTION	MODEL NUMBER		NUMBER OF PINS	LIST PRICE	
			LOCKSET	DEADBOLT			
Mechanical	Kwikset®	Standard cylinder. Available 1-bitted, KA, KD (std), MK, BK	YR06D013 (605) YR06D016 (626)	YR06D103ICN (605) YR06D106ICN (626)	6	\$10.20	
	Yale® PARA	Optional cylinder. Available 0-bitted, KD, KA, MK, BK	YR06Y303 (605) YR06Y306 (626)	YR06Y413ICN (605) YR06Y416ICN (626)	6	\$14.60	
	Yale® GA	Optional cylinder. Available 0-bitted, KD, KA, MK, CMK extend leadtime for BK, MK, GMK, etc.	1803-54K	1803-134S	6	**	
	Arrow AR	Optional cylinder. Available KA, KD	100YC	692C	6	**	
	Schlage® C	Optional cylinder. Available 0-bitted, KD, KA, MK, BK	YR068D01 (605) YR068D05 (626)	YR068D02ICN (605) YR068D06ICN (626)	6	\$14.60	
	Kwikset®	Standard cylinder. Available KA, KD (std), MK	N/A	AYRD200-KW	5	\$14.10	
Electronic	Yale® PARA	Optional cylinder. Available 0-bitted, KD, KA, MK, BK	N/A	AYRD200-PA	6	**	
	Schlage® C	Optional cylinder. Available 0-Bitted, KA, KD, MK	N/A	AYRD200-SC	5	\$14.10	

605 finish cylinders used with 605, 613E and 10BP finish locks. 626 finish cylinders used with 619, 626, BSP finish locks. Specify finish and keying when ordering.

Specify finish and keying when ordering.

**Note: Other Yale Commercial keyways and cylinder mechanisms available separately. Contact customer service for availability. Specify finish and keying when ordering.

INTERCHANGEABLE CORE

Small Format – Small format interchangeable core is available. To order, specify "x SFIC-LC" for cylinder. i.e. AU x YR852 x SFIC-LC x 4" x 626. For entry functions, SFIC is available with for AU, MO and PB designs only. All units will be provided less core. Model number A600 or K600 cores can be ordered separately through Yale Commercial.

Large Format – Yale Commercial large format interchangeable core is available for passage function. To order, specify "x LFIC-LC" for cylinder. i.e. AU x YR852 x LFIC-LC x 4" x 626.

All units will be provided less 6-pin core only. LFIC cores can be ordered separately through Yale Commercial.

Yale® nexTouch™ Wireless with Z-Wave® or Zigbee®

Pushbutton
Augusta Lever as shown



Touchscreen
Augusta Lever as shown



Interior



Yale, nexTouch™ is the new generation in access control for small businesses, combining a certified Grade 1 cylindrical lockset with with Z-Wave or Zigbee wireless technology. Integrate nexTouch into your alarm or automation systems for ultimate convenience. Offering innovative products with ease of use in mind, **Yale Works for YouSM**.



Features

Capacitive touchscreen or tactile pushbutton keypad

Weather resistant gasket

All code lockout mode

Low battery indicators on the lock and through most integration systems

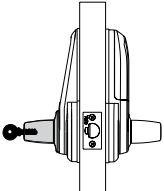
9V battery terminal for back-up charging

Key override

Privacy button on the interior

Voice guided assistance in 3 languages


Functions

FUNCTION	NO.	DESCRIPTION
	NTB610	With Cylinder Override <ul style="list-style-type: none"> For doors that require mechanical key override Latchbolt retracted by lever outside with valid PIN code; by use of mechanical key, or by operating lever inside. Inside lever always active Deadlocking latchbolt
	NTB620	
	Touchscreen	

Finishes

ANSI/BHMA Code	Finish Description
626	Satin Chrome Plated

Product Specifications

Door Specs	Fits into the standard ANSI/BHMA A156.115 cylindrical lock with lever door prep with one additional 1" hole. Note: See template.
Backset	2¾" (70mm) standard backset
Door Thickness	1¾" (44mm) door thickness standard; thin door kit required for 1⅜" thick doors
Handing	Non-handed
Latch	½" (13mm) throw deadlocking latchbolt supplied standard
Strike	ANSI strike 4⅞" x 1¼" x 1¼" (124 mm x 32 mm x 32 mm) lip to center supplied standard
Cylinder	Accepts Yale® fixed core component cylinders; also available to accept small format interchangeable core (SFIC). For Yale Residential Customers: Warehouse stocks PARA cylinder product only.
Keying	Capable of accepting Yale® 6-pin standard, small and large format interchangeable core, security and protected keyway cylinders with master keying capabilities. Keyed random only.
Certified ANSI/BHMA	A156.2, Series 4000 Grade 1 
UL/cUL	Functions are UL - cUL Fire Listed for use on fire doors having a rating up to and including 3-hours
Warranty	1-year electrical warranty; 3-year mechanical and finish warranty
Temperature Range	-40°F to +140°F (-40°C to +60°C) at 95% relative humidity when used with an external power supply
Power Source	4 AA alkaline batteries (included) with optional hardwire input for 9VDC external power; 9V battery power backup

Communication Protocol

Zigbee HA1.2 not Control4® or Crestron® compatible



Price List

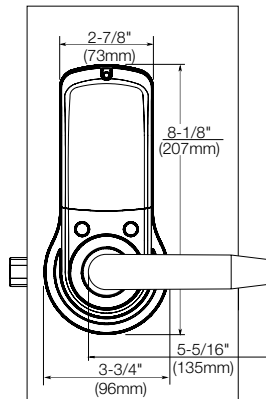
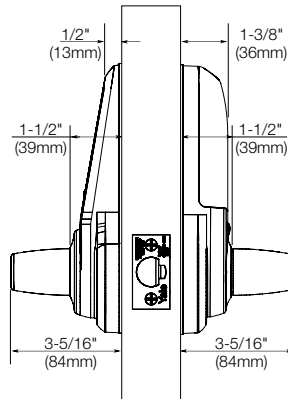
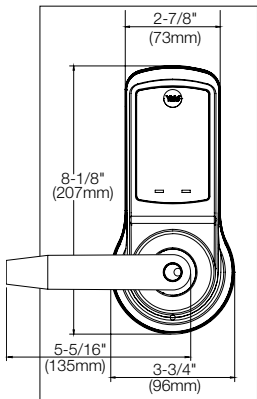
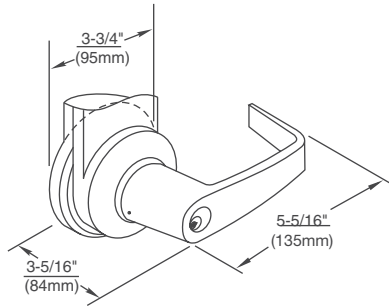
Yale
nexTouch

nexTouch™ Grade 1

BOX PACK LIST PRICE	NO	US26D 626	MODULE
Description			
Keyed Standard / Yale Commercial			
Touchscreen NTB620 Z-Wave	084601	774.00	ZW2
Pushbutton NTB610 Z-Wave	084600	750.00	ZW2
Touchscreen NTB620 Zigbee	084787	774.00	HA2
Pushbutton NTB610 Zigbee	084786	750.00	HA2
nexTouch Mount	AYRD-MNT-YNT-CM	200.00	

Augusta as shown; lever ships as standard
For additional lever styles and options please consult with your local Yale sales representative.

AUGUSTA AU Lever: Cast Zinc



Technology Options: Upgrade a standalone lock

HA2	Zigbee Network Module	AYR202-ZB-HA	125.00
ZW2	Z-Wave Plus Network Module	AYR202-ZWV-USA	125.00

Pivot Collection from Yale®

Available June 1, 2017

pivot
COLLECTION™



Exterior






Interior

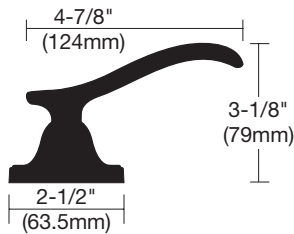
Redefining the landscape of residential mechanical hardware with push to open products designed to fit seamlessly into your home.

- Easily open doors when your hands are full
- Ideal for small children and elderly
- ADA compliant
- Dummy, privacy and passage functions

Pivot Collection from Yale®

Styles

STYLE	NO.	DESCRIPTION
	11	PASSAGE: Latchbolt is operated by either lever at all times. (nonhanded)
	21	PRIVACY: Latchbolt is operated by either lever except when inside lever is locked by push button. Push button is released by coin release slot on outside or by turning inside lever. (non-handed)
	81	DUMMY: For doors where only pull is required.



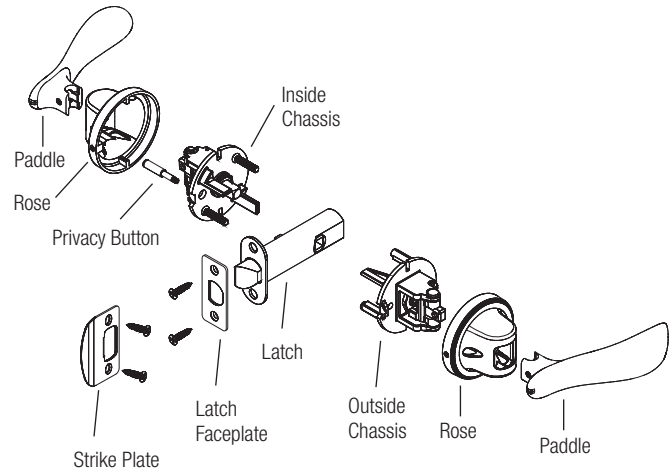
Product Specifications

Face Bore	2 1/8" Face Bore
Edge Bore	1"
Latch	Available in 2 3/8" or 2 3/4"
Door Thickness	1 3/8" to 1 3/4"
Strike	2 1/4" Full Lip RC (Round Corner)

Standard Case Quantities - Enter the exact number of individual units required. As an example: If there are 12 units in a case and you require 1 case, enter 12 in the "quantity" space. See below for an example of standard case quantities.

Standard Case Quantities (Pivot Collection)

	Box Pack(SP)	Clear View(CV)
Levers	12	6



DESIGN	FUNCTION	NO	US3 605	US26 625	US26D 626	US10BE 613E	US10BP	US5 609	US15 619	US15A 620	GM Gun Metal	BSP Black Suede
Navis (NV)	Dummy	81	37.00*	N/A	37.00	N/A	37.00*	N/A	37.00*	N/A	N/A	37.00
	Passage	11	74.00*	N/A	74.00	N/A	74.00*	N/A	74.00*	N/A	N/A	74.00
	Privacy	21	78.00*	N/A	78.00	N/A	78.00*	N/A	78.00*	N/A	N/A	78.00

*Coming soon to QuickShip.

YH Collection™ from Yale®

Knobs




Bridgeport



Dartmouth



Cambridge











Oxford

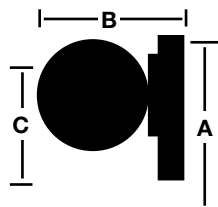


The YH Collection continues a legacy of distinctive design, high manufacturing standards and demanding performance started by Linus Yale in the mid -19th century. The YH Collection leverages years of engineering refinement with artful execution to offer a series of ANSI Grade 2 superior light commercial quality locks that will beautifully serve any home for generations. They offer superior functionality such as push-button locking and removable knobs for simple re-keying.


Functions

FUNCTION	NO.	DESCRIPTION
	80	DUMMY: For doors where only pull is required.
	10	PASSAGE: Latchbolt is operated by either knob at all times.
	60	ONE SIDED W/PLATE: Latchbolt is operated by knob on one side only.
	20	PRIVACY: Latchbolt is operated by either knob except when inside knob is locked by push button. Push button is released by special emergency key on outside or by turning inside knob/lever.
	26	BATHROOM: Same function as 20 privacy with US26 finish on interior knob.
	70	ENTRY: Guarded latchbolt operated from outside by key; inside by knob. Push button locks outside knob. Outside knob unlocks by key or by turning inside knob.
	75	CLASSROOM: Guarded latchbolt operated by either knob except when outside knob is locked by out side key. Inside knob is always free.
	78	STOREROOM: Guarded latchbolt operated from outside knob by key; inside by knob. Outside knob fixed until cylinder is unlocked by key. Key captured until cylinder is locked. Inside knob is always free.

DIMENSIONS	A	B	C
Bridgeport	2 ⁹ / ₁₆ "	2 ⁹ / ₁₆ "	2"
Oxford	2 ⁹ / ₁₆ "	2 ¹ / ₄ "	2 ¹ / ₈ "
Cambridge	2 ⁹ / ₁₆ "	2 ¹ / ₄ "	2 ⁵ / ₆₄ "
Dartmouth	2 ⁹ / ₁₆ "	2 ³ / ₈ "	2 ¹ / ₂ "



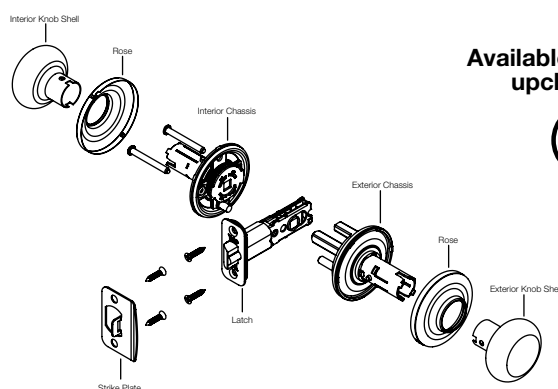
Product Specifications

Door Specs	2 ¹ / ₈ " Face Bore, 1" Edge Bore, 2 ³ / ₈ " or 2 ³ / ₄ " Backset Box Pack: Latch Face 1" x 2 ¹ / ₄ " RC (Round corner; Square corner optional)
Latch	Box Pack: Adjustable 2 ³ / ₈ " to 2 ³ / ₄ " RC (Round Corner)
Door Thickness	1 ³ / ₈ " to 1 ³ / ₄ "
Cylinder	6 Pin KW-1 Standard (SC-1 Optional)
Keying	Box Pack: KA3 (Keyed Alike)
Faceplate	1" W x 2 ¹ / ₄ " H RC (Round Corner)
Strike	Box Pack: 2 ¹ / ₄ " Full Lip RC (Round Corner)
Certified ANSI/BHMA	A156.2 Series 4000 Grade 2 

Standard Case Quantities - Enter the exact number of individual units required. As an example: If there are 24 units in a case and you require 1 case, enter 24 in the "quantity" space. See below for an example of standard case quantities.

Standard Case Quantities (YH Collection)

	Box Pack(SP)	Clear View(CV)
Dummy	12	6 Pair
Knobs	24	6
Levers	12	6
Deadbolts	12	6
Combo Sets	12	6
Handlesets	6	N/A
Handlesets - Interior Pack	6	N/A



Available with
upcharge.



Price List



Decorative Rosettes

Flat Round Oval Flat Square Traditional

Pair with all 'YH' knob or lever styles through factory direct orders and QuickShip.

Rosette Availability	US3	US10BP	US15	BSP	US26	List Upcharge Full Lockset	Dummy
Flat Round		•	•	•	•	9.00	4.50
Flat Square		•	•	•	•	11.60	5.80
Oval	•	•	•			20.00	10.00
Traditional	•	•				20.00	10.00

Note: Decorative rosettes ship separate as kit.

BOX PACK LIST PRICE

Knobs

Featuring Push Button Locking with Free Interiors

DESIGN	FUNCTION BHMA	NO	US3 605	US26 625	US26D 626	10BE 613E	10BP	US5 609	US15 619	US15A 620	GM Gun Metal	BSP Black Suede
Bridgeport (BP)	Dummy	80	10.50	10.50	10.50	N/A	N/A	N/A	11.70	N/A	N/A	
	One Sided w/plate	60	26.10	26.10	26.10	N/A	N/A	N/A	29.10	N/A	N/A	N/A
	Passage	10	26.10	26.10	26.10	N/A	N/A	N/A	29.10	N/A	N/A	N/A
	Privacy	20	30.00	30.00	30.00	N/A	N/A	N/A	33.30	N/A	N/A	N/A
	Bath*	26	31.90	N/A	31.90	N/A	N/A	N/A	35.20	N/A	N/A	N/A
	Entry	70	50.30	50.30	50.30	N/A	N/A	N/A	55.70	N/A	N/A	N/A
	Classroom	75	50.30	50.30	50.30	N/A	N/A	N/A	55.70	N/A	N/A	N/A
	Storeroom	78	50.30	50.30	50.30	N/A	N/A	N/A	55.70	N/A	N/A	N/A
Cambridge (CB)	Dummy	80	9.90	9.90	9.90	12.10	12.10	11.00	11.00	11.00	11.00	11.00
	One Sided w/plate	60	24.50	24.50	24.50	29.20	29.20	27.20	27.20	27.20	27.20	27.20
	Passage	10	24.50	24.50	24.50	29.20	29.20	27.20	27.20	27.20	27.20	27.20
	Privacy	20	28.10	28.10	28.10	33.30	33.30	31.20	31.20	31.20	31.20	31.20
	Bath*	26	29.70	N/A	29.70	35.00	35.00	33.00	33.00	33.00	33.00	33.00
	Entry	70	46.90	46.90	46.90	55.90	55.90	52.00	52.00	52.00	52.00	52.00
	Classroom	75	46.90	46.90	46.90	55.90	55.90	52.00	52.00	52.00	52.00	52.00
	Storeroom	78	46.90	46.90	46.90	55.90	55.90	52.00	52.00	52.00	52.00	52.00
Dartmouth (DM)	Dummy	80	18.30	N/A	N/A	22.50	22.50	N/A	21.40	N/A	21.40	N/A
	One Sided w/plate	60	42.00	N/A	N/A	51.00	51.00	N/A	49.00	N/A	49.00	N/A
	Passage	10	42.00	N/A	N/A	51.00	51.00	N/A	49.00	N/A	49.00	N/A
	Privacy	20	45.20	N/A	N/A	54.90	54.90	N/A	52.80	N/A	52.80	N/A
	Entry	70	66.00	N/A	N/A	75.70	75.70	N/A	73.60	N/A	73.60	N/A
	Classroom	75	66.00	N/A	N/A	75.70	75.70	N/A	73.60	N/A	73.60	N/A
	Storeroom	78	66.00	N/A	N/A	75.70	75.70	N/A	73.60	N/A	73.60	N/A
Oxford (XF)	Dummy	80	10.50	N/A	N/A	N/A	13.30	12.30	12.30	N/A	N/A	N/A
	One Sided w/plate	60	25.80	N/A	N/A	N/A	32.60	30.50	30.50	N/A	N/A	N/A
	Passage	10	25.80	N/A	N/A	N/A	32.60	30.50	30.50	N/A	N/A	N/A
	Privacy	20	29.60	N/A	N/A	N/A	36.90	34.80	34.80	N/A	N/A	N/A
	Entry	70	49.50	N/A	N/A	N/A	57.70	55.60	55.60	N/A	N/A	N/A
	Classroom	75	49.50	N/A	N/A	N/A	57.70	55.60	55.60	N/A	N/A	N/A
	Storeroom	78	49.50	N/A	N/A	N/A	57.70	55.60	55.60	N/A	N/A	N/A

Available Options – Box Pack Only

List Price Upcharge

Rosettes - Traditional, Oval	Full Lockset	20.00
Rosettes - Traditional, Oval	Dummy	10.00
Rosettes - Flat Round	Full Lockset	9.00
Rosettes - Flat Round	Dummy	4.50
Rosettes - Flat Square	Full Lockset	11.60
Rosettes - Flat Square	Dummy	5.80
Accessory Stemmed Dummy Plate	073003	4.50
(allows 2 dummies to be installed on a through bored door)		
Clearview Packaging (Levers are KA2, Knobs are KA3)		2.00
UL 90 Minute listing		5.80
UL 90 Minute listing	Combo Sets	11.60

Available Options – Box Pack Only

List Price Upcharge

Page 67	YH Collection Series Latches	NC when specified
Page 92	T-Strikes	1.40
Page 92	A.S.A. 4 7/8" Strike	6.80
Page 92	Other Lockset Strikes	NC when specified
Page 93	Additional keying options	
Extension Kit 2 to 2 1/4" YH/NT Knobs/Levers (Thick Door Pack) # YR076100		5.00 (specify finish)

Knob Combo Set Price List

Combo Sets Include 1 Entry Knob with 1 Single or 1 Double Deadbolt



BOX PACK LIST PRICE With Premier Deadbolt - No Clearview

DESIGN	FUNCTION	NO	US3 605	US26 625	US26D 626	10BE 613E	10BP	US5 609	US15 619	US15A 620	GM Gun Metal	BSP Black Suede
Bridgeport (BP)	Single Cylinder	D827	98.80	98.80	98.80	N/A	N/A	N/A	109.10	N/A	N/A	NA
Cambridge (CB)	Single Cylinder	D827	95.40	95.40	95.40	120.70	120.70	105.40	105.40	105.40	105.40	N/A
Dartmouth (DM)	Single Cylinder	D827	N/A	N/A	N/A	140.50	140.50	N/A	127.00	N/A	127.00	N/A
Oxford (XF)	Single Cylinder	D827	N/A	N/A	N/A	122.50	122.50	109.00	109.00	N/A	N/A	N/A

BOX PACK LIST PRICE With Select Deadbolt - No Clearview

DESIGN	FUNCTION	NO	US3 605	US26 625	US26D 626	10BE 613E	10BP	US5 609	US15 619	US15A 620	GM Gun Metal	BSP Black Suede
Bridgeport (BP)	Single Cylinder	D837	92.60	92.60	92.60	N/A	N/A	N/A	102.70	N/A	N/A	N/A
	Double Cylinder	D857	107.10	107.10	107.10	N/A	N/A	N/A	113.70	N/A	N/A	N/A
Cambridge (CB)	Single Cylinder	D837	89.20	89.20	89.20	113.80	113.80	99.00	99.00	99.00	99.00	99.00
	Double Cylinder	D857	103.70	103.70	103.70	134.60	134.60	110.00	110.00	110.00	110.00	110.00
Dartmouth (DM)	Single Cylinder	D837	108.30	N/A	N/A	133.60	133.60	N/A	120.60	N/A	120.60	N/A
	Double Cylinder	D857	122.80	N/A	N/A	154.40	154.40	N/A	131.60	N/A	131.60	N/A
Oxford (XF)	Single Cylinder	D837	91.80	N/A	N/A	N/A	115.60	102.60	102.60	N/A	N/A	N/A
	Double Cylinder	D857	106.30	N/A	N/A	N/A	136.40	113.60	113.60	N/A	N/A	N/A

Available Options – Box Pack Only

		List Price Upcharge
Rosettes - Traditional, Oval	Full Lockset	20.00
Rosettes - Traditional, Oval	Dummy	10.00
Rosettes - Flat Round	Full Lockset	9.00
Rosettes - Flat Round	Dummy	4.50
Rosettes - Flat Square	Full Lockset	11.60
Rosettes - Flat Square	Dummy	5.80
Accessory Stemmed Dummy Plate (allows 2 dummies to be installed on a through bored door)	073003	4.50
Clearview Packaging (Levers are KA2, Knobs are KA3)		2.00
UL 90 Minute listing		5.80
UL 90 Minute listing	Combo Sets	11.60









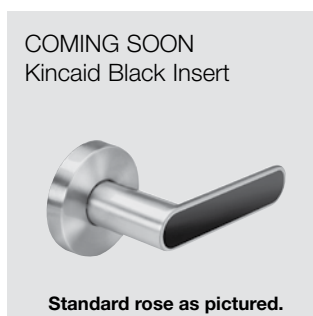


Available Options – Box Pack Only

	List Price Upcharge
Page 67 YH Collection Series Latches	NC when specified
Page 92 T-Strikes	1.40
Page 92 A.S.A. 4 7/8" Strike	6.80
Page 92 Other Lockset Strikes	NC when specified
Page 93 Additional keying options	
Extension Kit 2 to 2 1/4" YH/NT Knobs/Levers (Thick Door Pack) # YR076100	5.00 (specify finish)


NOTE: All YH Collection lever/knob entry function leversets will be shipped with the Bridgeport knob unless otherwise specified. All YH Collection knobs are available. See Page 55. YH Collection levers are designed to be reversible to eliminate handing (except for the single dummy, Function #81, and entry functions (Function #72). For the single dummy (Function #81) and entry functions (Function #72), please specify handing either right hand (RH) or left hand (LH) when ordering these functions, or when ordering split finishes.

YH Collection™ from Yale®

Levers



YH Collection levers offer a range of designs with sculptured roses and delicately crafted curves. The “non-handed” design and strength of the interior sub-assemblies allow for quick and easy installation and years of secure operation. All YH Collection products are ANSI Grade 2 superior light commercial quality.



YH Collection™ from Yale®

Levers



Functions

FUNCTION	NO.	DESCRIPTION
	81	DUMMY: For doors where only pull is required. (handing required)
	11	PASSAGE: Latchbolt is operated by either lever at all times. (non-handed)
	61	ONE SIDED W/PLATE: Latchbolt is operated by lever on one side only. (handing required)
	21	PRIVACY: Latchbolt is operated by either lever except when inside lever is locked by push button. Push button is released by coin release slot on outside or by turning inside lever. (non-handed)
	22	BATHROOM: Same function as 21 privacy with US26 finish on interior lever. (handing required)
	71	ENTRY (LEVER/LEVER): Guarded latchbolt operated from outside by key; inside by lever. Push button locks outside lever. Outside lever unlocks by key or by turning inside lever. (nonhanded)
	73	ENTRY (LEVER/LEVER): Guarded latchbolt operated from outside knob by key. Inside by lever. Turn button locks outside lever. Outside lever unlocks by key or turning inside turn button. (non-handed)
	74LC	ENTRY (Lever/Lever): Guarded latchbolt with SFIC cylinder operated from outside lever by key. Inside by lever. Turn button locks outside lever. Outside lever unlocks by key or turning inside turn button. (non-handed)
	76	CLASSROOM: Guarded latchbolt operated by either lever except when outside lever is locked by outside key. Inside lever is always free. (handing required)
	79	STOREROOM: ADA Guarded latchbolt operated from outside lever by key; inside by lever. Outside lever fixed until cylinder is unlocked by key. Key captured until cylinder is locked. Inside lever is always free. (handing required)

Standard Case Quantities - Enter the exact number of individual units required. As an example: If there are 24 units in a case and you require 1 case, enter 24 in the "quantity" space. See below for an example of standard case quantities.

Standard Case Quantities (YH Collection)

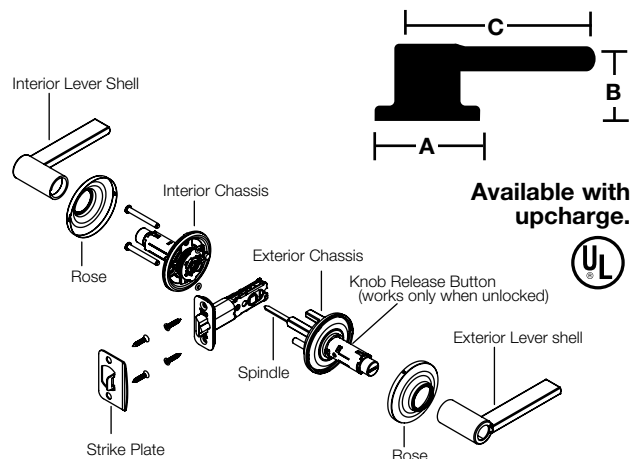
	Box Pack(SP)	Clear View(CV)
Dummy	12	6 Pair
Knobs	24	6
Levers	12	6
Deadbolts	12	6
Combo Sets	12	6
Handlesets	6	N/A
Handlesets - Interior Pack	6	N/A

Product Specifications

Door Specs	2 1/8" Face Bore, 1" Edge Bore, 2 3/8" or 2 3/4" Backset Box Pack: Latch Face 1" x 2 1/4" RC (Round corner; Square corner optional)
Latch	Box Pack: Adjustable 2 3/8" or 2 3/4" RC (Round Corner)
Door Thickness	1 1/8" to 1 3/4"
Cylinder	6 Pin KW-1 Standard (SC-1 Optional)
Keying	Box Pack: KA3 (Keyed Alike)
Faceplate	1" W x 2 1/4" H RC (Round Corner)
Strike	Box Pack: 2 1/4" Full Lip RC (Round Corner)
Certified ANSI/BHMA	A156.2 Series 4000 Grade 2



DIMENSIONS	A	B	C
Academy	2 9/16"	2 7/16"	4 19/64"
Augusta	2 9/16"	2 1/2"	4 3/4"
Charleston	2 9/16"	2 1/2"	5 3/8"
Delaware	2 9/16"	2 3/4"	4 5/8"
Kincaid	2 9/16"	2 7/16"	4 1/2"
Kincaid Black Insert	2 9/16"	2 7/16"	4 1/2"
Marina	2 9/16"	3 5/16"	4 7/8"
McClure	2 9/16"	2 7/16"	4 3/16"
Milan	2 9/16"	2 7/16"	4 1/16"
Monroe	2 9/16"	2 7/16"	4 5/8"
Norwood	2 9/16"	2 1/2"	4 7/32"
Pacific Beach	2 9/16"	2 7/16"	4 3/4"
Valdosta	2 9/16"	2 1/2"	4 5/8"
Virgo	2 9/16"	2 9/16"	4 1/2"



Available with upcharge.



YH Collection™ from Yale®

Levers



Decorative Rosettes

Flat Round

Oval

Flat Square

Traditional

Pair with all 'YH' knob or lever styles through factory direct orders and QuickShip.

Rosette Availability	US3	US10BP	US15	BSP	US26	List Upcharge Full Lockset	Dummy
Flat Round		•	•	•	•	9.00	4.50
Flat Square		•	•	•	•	11.60	5.80
Oval	•	•	•			20.00	10.00
Traditional	•	•	•			20.00	10.00

Note: Decorative rosettes ship separate as kit.

BOX PACK LIST PRICE

Featuring Push Button Locking with Free Interiors

DESIGN	FUNCTION	NO	US3 605	US26 625	US26D 626	10BE 613E	US10BP	US5 609	US15 619	US15A 620	GM Gun Metal	BSP Black Suede
Academy (AC)	Dummy	81	N/A	N/A	19.80	N/A	N/A	21.00	21.00	N/A	N/A	N/A
	Passage	11	N/A	N/A	46.40	N/A	N/A	49.10	49.10	N/A	N/A	N/A
	One Sided w/plate	61	N/A	N/A	46.40	N/A	N/A	49.10	49.10	N/A	N/A	N/A
	Privacy**	21	N/A	N/A	49.20	N/A	N/A	52.00	52.00	N/A	N/A	N/A
	Entry (Lever/Lever)**	71	N/A	N/A	80.40	N/A	N/A	83.20	83.20	N/A	N/A	N/A
	Entry (T - Turn)	73	N/A	N/A	80.40	N/A	N/A	83.20	83.20	N/A	N/A	N/A
	Classroom	76	N/A	N/A	80.40	N/A	N/A	83.20	83.20	N/A	N/A	N/A
Augusta (AU) (Formerly Citadel)	Storeroom	79	N/A	N/A	80.40***	N/A	N/A	83.20	83.20***	N/A	N/A	N/A
	Dummy	81	21.80	N/A	21.80	24.00	24.00	22.90	22.90	N/A	N/A	N/A
	Passage	11	50.10	N/A	50.10	55.00	55.00	53.00	53.00	N/A	N/A	N/A
	One Sided w/plate	61	50.10	N/A	50.10	55.00	55.00	53.00	53.00	N/A	N/A	N/A
	Privacy**	21	53.00	N/A	53.00	58.30	58.30	56.20	56.20	N/A	N/A	N/A
	Entry (Lever/Lever)**	71	84.20	N/A	84.20	89.50	89.50	87.40	87.40	N/A	N/A	N/A
	Entry (T - Turn)	73	84.20	N/A	84.20	89.50	89.50	87.40	87.40	N/A	N/A	N/A
COMING SOON Charleston (CH)	Entry SFIC	74LC	84.20	N/A	84.20	89.50	89.50	87.40	87.40	N/A	N/A	N/A
	Classroom	76	84.20	N/A	84.20	89.50	89.50	87.40	87.40	N/A	N/A	N/A
	Storeroom	79	84.20	N/A	84.20	89.50	89.50	87.40	87.40	N/A	N/A	N/A
	Dummy	81	N/A	N/A	21.90	22.90	N/A	N/A	21.90	N/A	N/A	21.90
	Passage	11	N/A	N/A	54.10	56.20	N/A	N/A	54.10	N/A	N/A	54.10
	One Sided w/plate	61	N/A	N/A	54.10	56.20	N/A	N/A	54.10	N/A	N/A	54.10
	Privacy**	21	N/A	N/A	60.30	62.40	N/A	N/A	60.30	N/A	N/A	60.30
Delaware (DW)	Bath*	22	N/A	N/A	N/A	N/A	N/A	N/A	N/A	N/A	N/A	N/A
	Entry (Lever/Lever)**	71	N/A	N/A	91.50	93.60	N/A	N/A	91.50	N/A	N/A	91.50
	Entry (T - Turn)	73	N/A	N/A	91.50	93.60	N/A	N/A	91.50	N/A	N/A	91.50
	Classroom	76	N/A	N/A	91.50	93.60	N/A	N/A	91.50	N/A	N/A	91.50
	Storeroom	79	N/A	N/A	91.50	93.60	N/A	N/A	91.50	N/A	N/A	91.50
	Dummy	81	N/A	21.90	21.90	22.90	22.90	N/A	21.90	N/A	N/A	21.90
	Passage	11	N/A	54.10	54.10	56.20	56.20	N/A	54.10	N/A	N/A	54.10
Kincaid (KC)	One Sided w/plate	61	N/A	54.10	54.10	56.20	56.20	N/A	54.10	N/A	N/A	54.10
	Privacy**	21	N/A	60.30	60.30	62.40	62.40	N/A	60.30	N/A	N/A	60.30
	Bath*	22	N/A	62.20	62.20	64.30	64.30	N/A	62.20	N/A	N/A	62.20
	Entry (Lever/Lever)**	71	N/A	91.50	91.50	93.60	93.60	N/A	91.50	N/A	N/A	91.50
	Entry (T - Turn)	73	N/A	91.50	91.50	93.60	93.60	N/A	91.50	N/A	N/A	91.50
	Classroom	76	N/A	91.50	91.50	93.60	93.60	N/A	91.50	N/A	N/A	91.50
	Storeroom	79	N/A	91.50	91.50	93.60	93.60	N/A	91.50	N/A	N/A	91.50
	Dummy	81	20.80	N/A	20.80	N/A	22.90	N/A	21.90	N/A	N/A	N/A
	Passage	11	47.90	N/A	47.90	N/A	53.00	N/A	51.00	N/A	N/A	N/A
	One Sided w/plate	61	47.90	N/A	47.90	N/A	53.00	N/A	51.00	N/A	N/A	N/A
	Privacy**	21	50.80	N/A	50.80	N/A	56.40	N/A	54.30	N/A	N/A	N/A
	Entry (Lever/Lever)**	71	82.00	N/A	82.00	N/A	87.60	N/A	85.50	N/A	N/A	N/A
	Entry (T - Turn)	73	82.00	N/A	82.00	N/A	87.60	N/A	85.50	N/A	N/A	N/A
	Classroom	76	82.00	N/A	82.00	N/A	87.60	N/A	85.50	N/A	N/A	N/A
	Storeroom	79	82.00	N/A	82.00	N/A	87.60	N/A	85.50	N/A	N/A	N/A

* Bath Function has US26 Polished Chrome Interior

** ADA Push Button Locking

*** UL: add 5.80 (in QuickShip only)

YH Collection™ from Yale®

Levers



BOX PACK LIST PRICE

Featuring Push Button Locking with Free Interiors

DESIGN	FUNCTION BHMA	NO	US3 605	US26 625	US26D 626	10BE 613E	US10BP	US5 609	US15 619	US15A 620	GM Gun Metal	BSP Black Suede
COMING SOON Kincaid Black Insert (check for availability)	Dummy	81	25.00	N/A	N/A	N/A	25.00	N/A	25.00	N/A	N/A	N/A
	Passage	11	67.60	N/A	N/A	N/A	67.60	N/A	64.50	N/A	N/A	N/A
	Privacy**	21	72.80	N/A	N/A	N/A	72.80	N/A	70.70	N/A	N/A	N/A
	Entry (Lever/Lever)**	71	93.60	N/A	N/A	N/A	93.60	N/A	91.50	N/A	N/A	N/A
	Classroom	76	93.60	N/A	N/A	N/A	93.60	N/A	91.50	N/A	N/A	N/A
Marina (MA)	Storeroom	79	93.60	N/A	N/A	N/A	93.60	N/A	91.50	N/A	N/A	N/A
	Dummy	81	N/A	21.40	21.40	23.60	23.60	N/A	22.60	N/A	22.60	N/A
	Passage	11	N/A	49.30	49.30	54.60	54.60	N/A	52.50	N/A	52.50	N/A
	One Sided w/plate	61	N/A	49.30	49.30	54.60	54.60	N/A	52.50	N/A	52.50	N/A
	Privacy*	21	N/A	52.30	52.30	58.10	58.10	N/A	56.00	N/A	56.00	N/A
	Bath*	22	N/A	N/A	54.10	59.90	59.90	N/A	57.80	N/A	57.80	N/A
	Entry (Lever/Lever)**	71	N/A	83.50	83.50	91.10	91.10	N/A	89.00	N/A	89.00	N/A
	Entry (T - Turn)	73	N/A	83.50	83.50	91.10	91.10	N/A	89.00	N/A	89.00	N/A
McClure (MC)	Classroom	76	N/A	83.50	83.50	91.10	91.10	N/A	89.00	N/A	89.00	N/A
	Storeroom	79	N/A	83.50	83.50	91.10	91.10	N/A	89.00	N/A	89.00	N/A
	Dummy	81	20.80	N/A	20.80	22.90	22.90	N/A	21.90	21.90	N/A	N/A
	Passage	11	47.80	N/A	47.80	53.00	53.00	N/A	51.00	51.00	N/A	N/A
	One Sided w/plate	61	47.80	N/A	47.80	53.00	53.00	N/A	51.00	51.00	N/A	N/A
	Privacy**	21	50.80	N/A	50.80	56.40	56.40	N/A	54.30	54.30	N/A	N/A
	Entry (Lever/Lever)**	71	82.00	N/A	82.00	87.60	87.60	N/A	85.50	85.50	N/A	N/A
	Entry (T - Turn)	73	82.00	N/A	82.00	87.60	87.60	N/A	85.50	85.50	N/A	N/A
Milan (MN)	Classroom	76	82.00	N/A	82.00	87.60	87.60	N/A	85.50	85.50	N/A	N/A
	Storeroom	79	82.00	N/A	82.00	87.60	87.60	N/A	85.50	85.50	N/A	N/A
	Dummy	81	20.80	20.80	20.80	N/A	N/A	N/A	21.90	N/A	N/A	N/A
	Passage	11	47.80	47.80	47.80	N/A	N/A	N/A	51.00	N/A	N/A	N/A
	One Sided w/plate	61	47.80	47.80	47.80	N/A	N/A	N/A	51.00	N/A	N/A	N/A
	Privacy**	21	50.80	50.80	50.80	N/A	N/A	N/A	54.30	N/A	N/A	N/A
	Bath*	22	52.50	N/A	52.50	N/A	N/A	N/A	56.20	N/A	N/A	N/A
	Entry (Lever/Lever)**	71	82.00	82.00	82.00	N/A	N/A	N/A	85.50	N/A	N/A	N/A
Monroe (MO) (Formerly Meridian)	Entry (T - Turn)	73	82.00	82.00	82.00	N/A	N/A	N/A	85.50	N/A	N/A	N/A
	Classroom	76	82.00	82.00	82.00	N/A	N/A	N/A	85.50	N/A	N/A	N/A
	Storeroom	79	82.00	82.00	82.00	N/A	N/A	N/A	85.50	N/A	N/A	N/A
	Dummy	81	21.80	N/A	21.80	N/A	N/A	N/A	21.90	N/A	N/A	N/A
	Passage	11	54.10	N/A	54.10	N/A	N/A	N/A	54.10	N/A	N/A	N/A
	One Sided w/plate	61	54.10	N/A	54.10	N/A	N/A	N/A	54.10	N/A	N/A	N/A
	Privacy**	21	60.30	N/A	60.30	N/A	N/A	N/A	60.30	N/A	N/A	N/A
	Entry (Lever/Lever)**	71	91.50	N/A	91.50	N/A	N/A	N/A	91.50	N/A	N/A	N/A
Norwood (NW)	Entry (T - Turn)	73	91.50	N/A	91.50	N/A	N/A	N/A	91.50	N/A	N/A	N/A
	Classroom	76	91.50	N/A	91.50	N/A	N/A	N/A	91.50	N/A	N/A	N/A
	Storeroom	79	91.50	N/A	91.50	N/A	N/A	N/A	91.50	N/A	N/A	N/A
	Dummy	81	20.80	20.80	20.80	22.90	22.90	21.90	21.90	21.90	21.90	21.90
	Passage	11	47.80	47.80	47.80	53.00	53.00	51.00	51.00	51.00	51.00	51.00
	One Sided w/plate	61	47.80	47.80	47.80	53.00	53.00	51.00	51.00	51.00	51.00	51.00
	Privacy**	21	50.80	50.80	50.80	56.40	56.40	54.30	54.30	54.30	54.30	54.30
	Bath*	22	52.50	52.50	52.50	58.30	58.30	56.20	56.20	56.20	56.20	56.20
	Entry (Lever/Lever)**	71	83.70	83.70	83.70	87.60	87.60	87.40	87.40	87.40	87.40	87.40
	Entry (T - Turn)	73	83.70	83.70	83.70	87.60	87.60	87.40	87.40	87.40	87.40	87.40
	Classroom	76	83.70	83.70	83.70	87.60	87.60	87.40	87.40	87.40	87.40	87.40
	Storeroom	79	83.70	83.70	83.70	87.60	87.60	87.40	87.40	87.40	87.40	87.40

* Bath Function has US26 Polished Chrome Interior

** ADA Push Button Locking

YH Collection™ from Yale®

Levers



BOX PACK LIST PRICE Featuring Push Button Locking with Free Interiors

DESIGN	FUNCTION BHMA	NO	US3 605	US26 625	US26D 626	10BE 613E	US10BP	US5 609	US15 619	US15A 620	GM Gun Metal	BSP Black Suede
Pacific Beach (PB) (Formerly Cascade)	Dummy	81	20.80	20.80	20.80	N/A	N/A	21.90	21.90	N/A	N/A	N/A
	Passage	11	47.80	47.80	47.80	N/A	N/A	51.00	51.00	N/A	N/A	N/A
	One Sided w/plate	61	47.80	47.80	47.80	N/A	N/A	51.00	51.00	N/A	N/A	N/A
	Privacy**	21	50.80	50.80	50.80	N/A	N/A	54.30	54.30	N/A	N/A	N/A
	Bath*	22	52.50	52.50	52.50	N/A	N/A	56.20	56.20	N/A	N/A	N/A
	Entry (Lever/Lever)**	71	83.70	83.70	83.70	N/A	N/A	87.40	87.40	N/A	N/A	N/A
	Entry (T - Turn)	73	83.70	83.70	83.70	N/A	N/A	87.40	87.40	N/A	N/A	N/A
	Classroom	76	83.70	83.70	83.70	N/A	N/A	87.40	87.40	N/A	N/A	N/A
	Storeroom	79	83.70	83.70	83.70	N/A	N/A	87.40	87.40	N/A	N/A	N/A
Valdosta (VL)	Dummy	81	N/A	21.90	21.90	22.90	22.90	N/A	21.90	N/A	N/A	21.90
	Passage	11	N/A	54.10	54.10	56.20	56.20	N/A	54.10	N/A	N/A	54.10
	One Sided w/plate	61	N/A	54.10	54.10	56.20	56.20	N/A	54.10	N/A	N/A	54.10
	Privacy**	21	N/A	60.30	60.30	62.40	62.40	N/A	60.30	N/A	N/A	60.30
	Bath*	22	N/A	62.20	62.20	64.30	64.30	N/A	62.20	N/A	N/A	62.20
	Entry (Lever/Lever)**	71	N/A	91.50	91.50	93.60	93.60	N/A	91.50	N/A	N/A	91.50
	Entry (T - Turn)	73	N/A	91.50	91.50	93.60	93.60	N/A	91.50	N/A	N/A	91.50
	Classroom	76	N/A	91.50	91.50	93.60	93.60	N/A	91.50	N/A	N/A	91.50
	Storeroom	79	N/A	91.50	91.50	93.60	93.60	N/A	91.50	N/A	N/A	91.50
Virgo (VG)	Dummy	81	20.80	20.80	20.80	22.90	22.90	N/A	21.90	N/A	N/A	21.90
	Passage	11	47.80	47.80	47.80	53.00	53.00	N/A	51.00	N/A	N/A	51.00
	One Sided w/plate	61	47.80	47.80	47.80	53.00	53.00	N/A	51.00	N/A	N/A	51.00
	Privacy**	21	50.80	50.80	50.80	56.40	56.40	N/A	54.30	N/A	N/A	54.30
	Bath*	22	52.50	N/A	52.50	58.20	58.20	N/A	56.20	N/A	N/A	56.20
	Entry (Lever/Lever)**	71	83.70	83.70	83.70	87.60	87.60	N/A	85.50	N/A	N/A	85.50
	Entry (T - Turn)	73	83.70	83.70	83.70	87.60	87.60	N/A	85.50	N/A	N/A	85.50
	Classroom	76	83.70	83.70	83.70	87.60	87.60	N/A	85.50	N/A	N/A	85.50
	Storeroom	79	83.70	83.70	83.70	87.60	87.60	N/A	85.50	N/A	N/A	85.50

* Bath Function has US26 Polished Chrome Interior

** ADA Push Button Locking

Available Options – Box Pack Only		List Price Upcharge
Rosettes - Traditional, Oval	Full Lockset	20.00
Rosettes - Traditional, Oval	Dummy	10.00
Rosettes - Flat Round	Full Lockset	9.00
Rosettes - Flat Round	Dummy	4.50
Rosettes - Flat Square	Full Lockset	11.60
Rosettes - Flat Square	Dummy	5.80
Accessory Stemmed Dummy Plate	073003	4.50
(allows a Dummy with Stems to be created from 2 Standard Dummy Trims)		
Clearview Packaging (Levers are KA2, Knobs are KA3)		2.00
UL 90 Minute listing		5.80
UL 90 Minute listing	Combo Sets	11.60



HOW TO DETERMINE HANDING OF DOORS

- The handing of a door is always determined by facing the exterior of a door.
- If the hinge is on the left side of the door, the door is left handed (LH).
- If the hinge is on the right side of the door, the door is right handed (RH).
- To order a handed product, specify LH or RH. Not all products are handed; only specify handing when required.

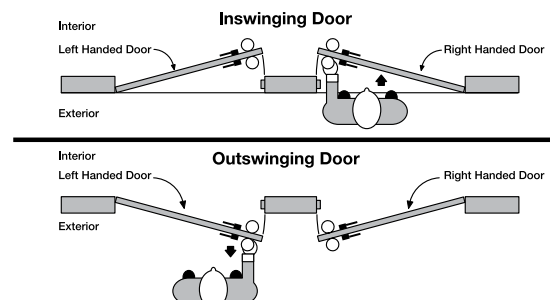


Storeroom, Classroom, Dummies, and Interior Packs require handing

Available Options – Box Pack Only List Price Upcharge

Page 67	YH Collection Series Latches	NC when specified
Page 92	T-Strikes	1.40
Page 92	A.S.A. 4 1/8" Strike	6.80
Page 92	Other Lockset Strikes	NC when specified
Page 93	Additional keying options	
Page 93	Para cylinder options	3.00
	GA Keyway	Add \$20.00
	Extension Kit 2 to 2 1/4" YH/NT Knobs/Levers (Thick Door Pack) # YR076100	5.00 (specify finish)

NOTE: All YH Collection lever/knob entry function leversets will be shipped with the Bridgeport knob unless otherwise specified. All YH Collection knobs are available. See Page 55. YH Collection levers are designed to be reversible to eliminate handing (except for the single dummy, Function #81, and entry functions (Function #72). For the single dummy (Function #81) and entry functions (Function #72), please specify handing either right hand (RH) or left hand (LH) when ordering these functions, or when ordering split finishes.



YH Collection™ from Yale®

Deadbolts



82 Premier
Single Cylinder



83 Select
Single Cylinder



85 Select
Double Cylinder



87
One Sided with Plate





Contractors will appreciate our ongoing focus on builder functionality with these finely designed ANSI Grade 2 YH Collection deadbolts. The Premier Deadbolt “face-removable” design provides easy access to the solid brass cylinder without having to remove the deadbolt from the door. This is a significant benefit to multi-family and multi-unit projects commonly requiring re-keying. The Select Deadbolt offers ANSI Grade 2 strength and security with standard access to the cylinder.

YH Collection™ from Yale®

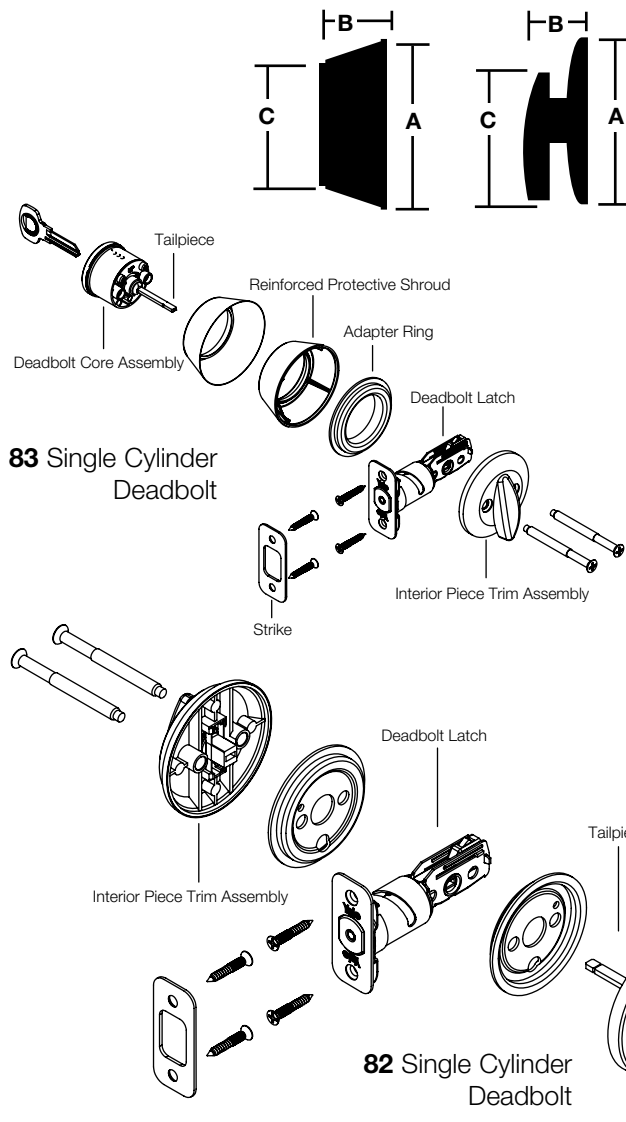
Deadbolts



Functions

FUNCTION	NO.	DESCRIPTION
	82 83	SINGLE CYLINDER: Latch operated from outside by key, inside by T turn.
	85	DOUBLE CYLINDER: Latch operated on either side by key. Concealed screws.

DIMENSIONS	A	B	C
82 Single Exterior	2 19/32"	1 1/8"	2"
82 Single Interior	2 19/32"	1 9/64"	1 31/32"
83 Single Exterior	2 1/2"	1"	1 7/8"
83 Single Interior	2 1/2"	1 7/8"	2"



Product Specifications

Door Specs	2 1/8" Face Bore, 1" Edge Bore, 2 3/8" or 2 3/4" Backset Box Pack: Latch Face 1" x 2 1/4" RC (Round corner; Square corner optional)
Latch	Box Pack: Adjustable 2 3/8" or 2 3/4" RC (Round Corner)
Door Thickness	1 3/8" to 1 3/4" 2" to 2 1/4" Requires ext. Kit 07600* 83 Single Cylinder Select Series Only
Cylinder	6 Pin KW-1 Standard (SC-1 Optional)
Keying	Box Pack: KA3 (Keyed Alike)
Faceplate	1" W x 2 1/4" H RC (Round Corner)
Strike	Box Pack: 1" x 2 1/4" RC RC (Round Corner)
Certified ANSI/BHMA	A156.36 Series 4000 BHMA Grade 2

Standard Case Quantities - Enter the exact number of individual units required. As an example: If there are 24 units in a case and you require 1 case, enter 24 in the "quantity" space. See below for an example of standard case quantities.

Standard Case Quantities (YH Collection)		
	Box Pack(SP)	Clear View(CV)
Dummy	12	6 Pair
Knobs	24	6
Levers	12	6
Deadbolts	12	6
Combo Sets	12	6
Handlesets	6	N/A
Handlesets - Interior Pack	6	N/A

Available with upcharge.



YH Collection™ from Yale®

Deadbolts




BOX PACK LIST PRICE

DESIGN	Deadbolts	NO	US3 605	US26 625	US26D 626	10BE 613E	10BP	US5 609	US15 619	US15A 620	GM Gun Metal	BSP Black Suede
Premier	Single Cyl	82	48.50	48.50	48.50	64.80	64.80	53.40	53.40	53.40	53.40	53.40
Premier Series features: Removable Cylinders without removing deadbolt from door, includes high security strike.												
Select	Single Cyl	83	42.30	42.30	42.30	57.90	57.90	47.00	47.00	47.00	47.00	47.00
	Double Cyl	85	56.80	56.80	56.80	78.70	78.70	58.00	58.00	58.00	58.00	58.00
	One Sided w/plate	87	29.60	29.60	29.60	N/A	N/A	31.00	31.00	31.00	N/A	N/A

STRIKES - AVAILABLE OPTIONS - BOX PACK ONLY

ITEM	CORNER SPECS	MODEL NO	LIST PRICE UPCHARGE
Standard 1" - 2¼" SC Strike	Square Corner	YR02082	N/C when specified
Standard 1" - 2¼" RC Strike	Round Corner	YR02080	N/C when specified
1½" - 2¾" SC Universal Deadbolt Strike	Square Corner	YR02086	N/C when specified
1½" - 2¾" RC Universal Deadbolt Strike	Round Corner	YR02088	N/C when specified
1¼" - 3⅝" RC Maximum Security Strike	Round Corner	YR02081	Add \$.70
1¼" - 3⅝" SC Maximum Security Strike	Square Corner	YR02083	Add \$.70
1¼" - 2¼" RC Full Lip Strike	Round Corner	YR02084	N/C when specified

* Specify finish when ordering

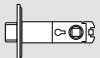
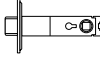
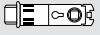
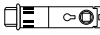
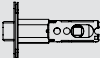
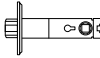
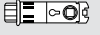
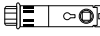
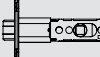
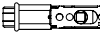


Available Options – Box Pack Only	List Price Upcharge
Accessory Stemmed Dummy Plate (allows a Dummy with Stems to be created from 2 Standard Dummy Trims)	YR073003 4.50
Clearview Packaging	2.00
 UL 90 Minute listing	5.80
UL 90 Minute listing Combo Sets	11.60

Available Options – Box Pack Only	List Price Upcharge
Page 67 YH Collection Series Latches	NC when specified
Page 93 Additional keying options	
Page 93 Para cylinder options	3.00

Latch Price List



BOX PACK LIST PRICE

INTERIOR SPRING LATCHES	DESCRIPTION	DIMENSION	CORNER SPECS	MODEL NO	LIST PRICE
	2 3/8" Spring Latch	1 x 2 1/4"	Square Corner	YR01D05*	\$10.20
	2 3/8" Spring Latch	1 x 2 1/4"	Round Corner	YR01D02*	\$10.20
	2 3/4" Spring Latch	1 x 2 1/4"	Square Corner	YR01D06*	\$10.20
	2 3/4" Spring Latch	1 x 2 1/4"	Round Corner	YR01D08*	\$10.20
	2 3/8" Spring Drive-In Latch	1" Dia.	N/A	YR01D11*	\$10.20
	2 3/4" Spring Drive-In Latch	1" Dia.	N/A	YR01D13*	\$10.20
	2 3/8"-2 3/4" Adj. Spring Latch	1 x 2 1/4"	Square Corner	YR01D67*	\$10.20
	2 3/8"-2 3/4" Adj. Spring Latch	1 x 2 1/4"	Round Corner	YR01D64*	\$10.20
	2 3/8"-2 3/4" Adj. Spring Dr. In Latch	1" Dia.	N/A	YR01D72*	\$10.20
EXTERIOR DEADLOCKING LATCHES	DESCRIPTION	DIMENSION	CORNER SPECS	MODEL NO	LIST PRICE
	2 3/8" Deadlocking Latch	1 x 2 1/4"	Square Corner	YR01D25*	\$10.20
	2 3/8" Deadlocking Latch	1 x 2 1/4"	Round Corner	YR01D22*	\$10.20
	2 3/4" Deadlocking Latch	1 x 2 1/4"	Square Corner	YR01D26*	\$10.20
	2 3/4" Deadlocking Latch	1 x 2 1/4"	Round Corner	YR01D28*	\$10.20
	2 3/8" Deadlocking Dr. In Latch	1" Dia.	N/A	YR01D32*	\$10.20
	2 3/4" Deadlocking Dr. In Latch	1" Dia.	N/A	YR01D34*	\$10.20
	2 3/8"-2 3/4" Adj. Deadlocking Latch	1 x 2 1/4"	Square Corner	YR01D60*	\$10.20
	2 3/8"-2 3/4" Adj. Deadlocking Latch	1 x 2 1/4"	Round Corner	YR01D61*	\$10.20
	2 3/8"-2 3/4" Adj. Deadlocking Dr. In Latch	1" Dia.	N/A	YR01D63*	\$10.20
ADJUSTABLE DEADBOLT LATCHES	DESCRIPTION	DIMENSION	CORNER SPECS	MODEL NO	LIST PRICE
	2 3/8"-2 3/4" Adj. Deadbolt Latch		Square Corner	YR01D44*	\$10.20
	2 3/8"-2 3/4" Adj. Deadbolt Latch		Round Corner	YR01D41*	\$10.20
	2 3/8"-2 3/4" Adj. Deadbolt Drive-In Latch	1" Dia.	N/A	YR01D47*	\$10.20

*Specify finish when ordering

New Traditions® from Yale®

Knobs

Doors Require Blocking

NEW
TRADITIONS®

Cirrus



Horizon



Oasis



Terra



Valley



The Yale® standard duty knobs from the New Traditions series offer outstanding strength, durability and simple, elegant designs highlighted by natural curves for comfort and ease of turning. The Cirrus, Horizon, Oasis, Terra, and Valley knobs are built to the highest quality standards. All New Traditions products are built on a steel Grade 3 chassis and feature concealed holding screws. In addition, all New Traditions products feature “Quick-Install,” a unique chassis design, which drastically reduces installation time. The New Traditions series offers all of these superb features at an incredible value.

New Traditions® from Yale®

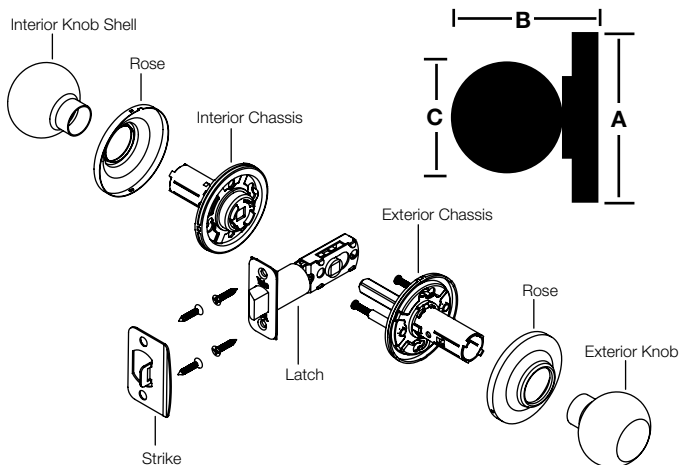
Knobs



Functions

FUNCTION	NO.	DESCRIPTION
	80	DUMMY: For doors where only pull is required.
	100	PASSAGE: Latchbolt is operated by either knob at all times.
	160	ONE SIDED W/PLATE: Latchbolt is operated by knob on one side only.
	200	PRIVACY: Latchbolt is operated by either knob except when inside knob is locked by turn button. A special emergency key releases turn button and unlocks outside knob.
	226	BATHROOM: Same function as 200 privacy with US26 finish on interior knob.
	700	ENTRY: Guarded Latch bolt operated from outside by key. Inside by knob. Turn button Locks both knobs. Knobs unlock by Key outside or by rotating inside turn button.
	780	STOREROOM: Guarded latchbolt operated from outside knob by key inside by knob. Outside knob always fixed. Inside knob is always free.

DIMENSIONS	A	B	C
Cirrus	2 ⁹ / ₁₆ "	2 ¹ / ₂ "	2"
Horizon	2 ⁹ / ₁₆ "	2 ¹ / ₄ "	2"
Oasis	2 ⁹ / ₁₆ "	2 ¹ / ₄ "	2"
Terra	2 ⁹ / ₁₆ "	2 ³ / ₈ "	2 ¹ / ₂ "
Valley	2 ⁹ / ₁₆ "	2 ⁵ / ₁₆ "	1 ¹⁵ / ₁₆ "



Product Specifications

Door Specs	2 ¹ / ₈ " Face Bore, 1" Edge Bore, 2 ³ / ₈ " or 2 ³ / ₄ " Backset Box Pack: Latch Face 1" x 2 ¹ / ₄ " Round corner (Square corner optional)
Latch	Box Pack: Adjustable 2 ³ / ₈ " or 2 ³ / ₄ " RC (round corner)
Door Thickness	1 ³ / ₈ " to 1 ³ / ₄ "
Cylinder	5 Pin KW-1 Cylinder Standard (SC-1 Optional)
Keying	Box Pack: KA3 (Keyed Alike) Clear Pack: KA6 (Keyed Alike in sets of 6)
Faceplate	1" W x 2 ¹ / ₄ " H RC (Round Corner)
Strike	Box Pack: 2 ¹ / ₄ " Full Lip RC (Round Corner)
Certified ANSI/BHMA	A156.2 Series 4000 Grade 3

Standard Case Quantities - Enter the exact number of individual units required. As an example: If there are 24 units in a case and you require 1 case, enter 24 in the "quantity" space. See below for an example of standard case quantities.

Standard Case Quantities (New Traditions)

	Box Pack(SP)	Clear View(CV)
Dummy	12	6 Pair
Knobs	24	6
Levers	12	6
Deadbolts	12	6
Combo Sets	12	6
Handlesets	6	N/A
Handlesets - Interior Pack	6	N/A



Available with upcharge.

New Traditions® from Yale®

Knobs

NEW
TRADITIONS®

BOX PACK LIST PRICE

DESIGN	FUNCTION BHMA	NO	US3 605	US26 625	US26D 626	10BE 613E	10BP	US5 609	US15 619	US15A 620	GM Gun Metal	BSP Black Suede
Cirrus (C)	Dummy	80	7.80	7.80	7.80	10.80	10.80	N/A	9.80	9.80	9.80	N/A
	Passage	100	18.90	18.90	18.90	23.80	23.80	N/A	21.80	21.80	21.80	N/A
	One Sided w/plate	160	18.90	18.90	18.90	23.80	23.80	N/A	21.80	21.80	21.80	N/A
	Privacy	200	20.90	20.90	20.90	25.70	25.70	N/A	23.60	23.60	23.60	N/A
	Bath*	226	22.10	N/A	22.10	27.00	27.00	N/A	25.00	25.00	25.00	N/A
	Entry	700	25.80	25.80	25.80	32.00	32.00	N/A	30.00	30.00	30.00	N/A
	Storeroom	780	26.10	26.10	26.10	32.80	32.80	N/A	30.70	30.70	30.70	N/A
Horizon (H)	Dummy	80	7.80	7.80	7.80	10.80	10.80	9.80	9.80	9.80	9.80	9.80
	Passage	100	18.90	18.90	18.90	23.80	23.80	21.80	21.80	21.80	21.80	21.80
	One Sided w/plate	160	18.90	18.90	18.90	23.80	23.80	21.80	21.80	21.80	21.80	21.80
	Privacy	200	20.90	20.90	20.90	25.70	25.70	23.60	23.60	23.60	23.60	23.60
	Bath*	226	22.10	N/A	22.10	27.00	27.00	25.00	25.00	25.00	25.00	25.00
	Entry	700	25.80	25.80	25.80	32.00	32.00	30.00	30.00	30.00	30.00	30.00
	Storeroom	780	26.10	26.10	26.10	32.80	32.80	30.70	30.70	30.70	30.70	30.70
Oasis (O)	Dummy	80	N/A	N/A	N/A	N/A	11.80	N/A	10.80	N/A	N/A	N/A
	Passage	100	N/A	N/A	N/A	N/A	25.60	N/A	23.50	N/A	N/A	N/A
	One Sided w/plate	160	N/A	N/A	N/A	N/A	25.60	N/A	23.50	N/A	N/A	N/A
	Privacy	200	N/A	N/A	N/A	N/A	28.10	N/A	26.00	N/A	N/A	N/A
	Bath*	226	N/A	N/A	N/A	N/A	N/A	N/A	N/A	N/A	N/A	N/A
	Entry	700	N/A	N/A	N/A	N/A	35.10	N/A	33.00	N/A	N/A	N/A
	Storeroom	780	N/A	N/A	N/A	N/A	35.80	N/A	33.70	N/A	N/A	N/A
Terra (T)	Dummy	80	N/A	N/A	N/A	N/A	14.80	N/A	13.80	N/A	13.80	N/A
	Passage	100	N/A	N/A	N/A	N/A	34.40	N/A	32.40	N/A	32.40	N/A
	One Sided w/plate	160	N/A	N/A	N/A	N/A	34.40	N/A	32.40	N/A	32.40	N/A
	Privacy	200	N/A	N/A	N/A	N/A	35.80	N/A	33.70	N/A	33.70	N/A
	Bath*	226	N/A	N/A	N/A	N/A	N/A	N/A	N/A	N/A	N/A	N/A
	Entry	700	N/A	N/A	N/A	N/A	50.80	N/A	48.70	N/A	48.70	N/A
	Storeroom	780	N/A	N/A	N/A	N/A	51.40	N/A	49.30	N/A	49.30	N/A
Valley (V)	Dummy	80	7.00	N/A	7.00	N/A	N/A	N/A	N/A	N/A	N/A	N/A
	Passage	100	16.70	N/A	16.70	N/A	N/A	N/A	N/A	N/A	N/A	N/A
	One Sided w/plate	160	16.70	N/A	16.70	N/A	N/A	N/A	N/A	N/A	N/A	N/A
	Privacy	200	18.20	N/A	18.20	N/A	N/A	N/A	N/A	N/A	N/A	N/A
	Bath*	226	N/A	N/A	N/A	N/A	N/A	N/A	N/A	N/A	N/A	N/A
	Entry	700	23.70	N/A	23.70	N/A	N/A	N/A	N/A	N/A	N/A	N/A
	Storeroom	780	24.20	N/A	24.20	N/A	N/A	N/A	N/A	N/A	N/A	N/A

*Bath Function has US26 Polished Chrome Interior

KNOB COMBO SET – BOX PACK LIST PRICE

Combo Sets Include 1 Entry Knob with 1 Single or 1 Double Deadbolt

DESIGN	FUNCTION BHMA	NO	US3 605	US26 625	US26D 626	613E (10BE)	10BP	US5 609	US15 619	US15A 620	GM Gun Metal	BSP Black Suede
Cirrus (C)	Single Cylinder	827	51.60	51.60	51.60	68.30	68.30	N/A	60.60	60.60	60.60	N/A
	Double Cylinder	847	59.30	59.30	59.30	77.60	77.60	N/A	68.70	68.70	68.70	N/A
Horizon (H)	Single Cylinder	827	51.60	51.60	51.60	68.30	68.30	60.60	60.60	60.60	60.60	60.60
	Double Cylinder	847	59.30	59.30	59.30	77.60	77.60	68.70	68.70	68.70	68.70	68.70
Oasis (O)	Single Cylinder	827	N/A	N/A	N/A	N/A	71.40	N/A	63.60	N/A	N/A	N/A
	Double Cylinder	847	N/A	N/A	N/A	N/A	N/A	N/A	N/A	N/A	N/A	N/A
Terra (T)	Single Cylinder	827	N/A	N/A	N/A	N/A	87.10	N/A	79.30	N/A	79.30	N/A
	Double Cylinder	847	N/A	N/A	N/A	N/A	96.40	N/A	87.40	N/A	87.40	N/A
Valley (V)	Single Cylinder	827	49.50	N/A	49.50	N/A	N/A	N/A	N/A	N/A	N/A	N/A
	Double Cylinder	847	57.20	N/A	57.20	N/A	N/A	N/A	N/A	N/A	N/A	N/A

Available Options – Box Pack Only
List Price Upcharge

Clearview Packaging		2.00
 UL 90 Minute listing		5.80
UL 90 Minute listing	Combo Sets	11.60

Available Options – Box Pack Only
List Price Upcharge

Page 77	New Traditions Series Latches	NC when specified
Page 92	T-Strikes	1.40
Page 92	A.S.A. 4 1/8" Strike	6.80
Page 92	Other Lockset Strikes	NC when specified
Page 93	Additional keying options	

Note: All New Traditions entry function leversets will be shipped with the Cirrus knob exterior unless otherwise specified. New Traditions levers are designed to be reversible to eliminate handing errors (except for the single dummy, function #81, and entry function #701). For the single dummy (function #81) and entry functions (function #701), please specify handing either right hand (RH) or left hand (LH) when ordering these functions, or when ordering split finishes.

New Traditions® from Yale®

Levers

Doors Require Blocking


NEW
TRADITIONS®

New Traditions® from Yale®

Mesa




Niagara




Prairie



Savannah



Vidalia



Woodland










With concealed holding screws, and a strengthened square spindle, New Traditions products reflect an outstanding commitment to quality. Like the New Traditions knobs, the levers are exquisitely designed. With free-flowing curves and smooth edges, the Mesa, Niagara, Prairie, Savannah, Vidalia, and Woodland levers offer impeccable elegance at an exceptional price.

New Traditions® from Yale®

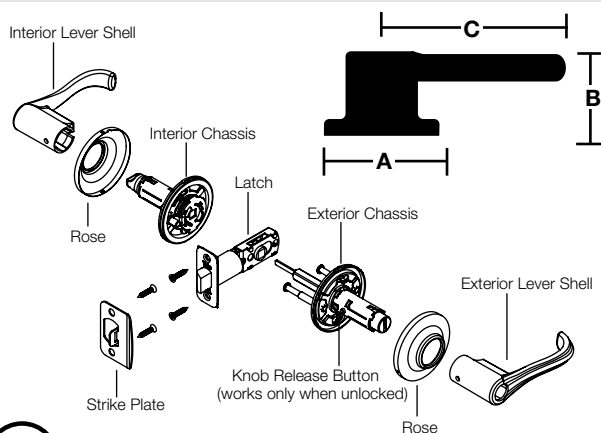
Levers

NEW
TRADITIONS®

Functions

FUNCTION	NO.	DESCRIPTION
	81	DUMMY: For doors where only pull is required. (handing required)
	101*	PASSAGE: Latchbolt is operated by either lever at all times. (non-handed)
	161	ONE SIDED W/PLATE: Latchbolt is operated by lever on one side only. (handing required)
	201	PRIVACY: Latchbolt is operated by either lever except when inside lever is locked by turn button. A coin turn releases turn button and unlocks outside lever. (non-handed)
	221	BATHROOM: Same function as 201 privacy with US26 finish on interior lever. (handing required)
	701	ENTRY(KNOB/LEVER): Guarded latch bolt operated from outside by key. Inside by lever. Turn button locks outside knob and inside lever. Both unlock by key outside or rotating turn button inside.
	771	ENTRY (LEVER/LEVER): Guarded latch bolt operated from outside lever by key. Inside by lever. Turn button locks both levers. Levers unlock by key or by turning inside turn button.

DIMENSIONS	A	B	C
Mesa	2 ⁹ / ₁₆ "	2 ³ / ₈ "	3 ¹ / ₄ "
Niagara	2 ⁹ / ₁₆ "	2 ¹ / ₂ "	4 ⁷ / ₃₂ "
Savannah	2 ⁹ / ₁₆ "	2 ¹ / ₄ "	3 ⁷ / ₈ "
Prairie	2 ⁹ / ₁₆ "	2 ⁷ / ₁₆ "	4 ¹⁹ / ₆₄ "
Woodland	2 ⁹ / ₁₆ "	2 ⁵ / ₈ "	3 ⁷ / ₈ "



Available with upcharge.

Product Specifications

Door Specs	2 ¹ / ₈ " Face Bore, 1" Edge Bore, 2 ³ / ₈ " or 2 ³ / ₄ " Backset Box Pack: Latch Face 1" x 2 ¹ / ₄ " Round corner (Square corner optional)
Latch	Box Pack: Adjustable 2 ³ / ₈ " or 2 ³ / ₄ " RC (round corner)
Door Thickness	1 ³ / ₈ " to 1 ³ / ₄ "
Cylinder	5 Pin KW-1 Cylinder Standard (SC-1 Optional)
Keying	Box Pack: KA3 (Keyed Alike) Clear Pack: KA3 (Keyed Alike in sets of 3)
Faceplate	1" W x 2 ¹ / ₄ " H RC (Round Corner)
Strike	Box Pack: 2 ¹ / ₄ " Full Lip RC (Round Corner)
Certified ANSI/BHMA	A156.2 Series 4000 Grade 3 

Standard Case Quantities - Enter the exact number of individual units required. As an example: If there are 24 units in a case and you require 1 case, enter 24 in the "quantity" space. See below for an example of standard case quantities.

Standard Case Quantities (New Traditions)

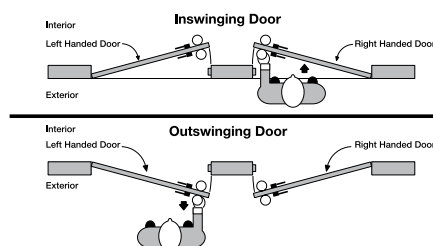
	Box Pack(SP)	Clear View(CV)
Dummy	12	6 Pair
Knobs	24	6
Levers	12	6
Deadbolts	12	6
Combo Sets	12	6
Handlesets	6	N/A
Handlesets - Interior Pack	6	N/A

HOW TO DETERMINE HANDING OF DOORS

- The handing of a door is always determined by facing the exterior of a door.
 - If the hinge is on the left side of the door, the door is left handed (LH).
 - If the hinge is on the right side of the door, the door is right handed (RH).
 - To order a handed product, specify LH or RH.
- Not all products are handed; only specify handing when required.



Storeroom, Classroom, Dummies, and Interior Packs require handing




New Traditions® from Yale®

Levers


NEW
TRADITIONS®

New Traditions® from Yale®




Decorative Rosettes

Flat Round



Flat Square



Pair with all 'NT' lever styles through factory direct orders and QuickShip.


Rosette Availability	US3	US10BP	US15	BSP	US26	List Upcharge Full Lockset	Dummy
Flat Round		•	•	•	•	9.00	4.50
Flat Square		•	•	•	•	11.60	5.80

Note: Decorative rosettes ship separate as kit.

BOX PACK LIST PRICE

Levers	DESIGN	FUNCTION	NO	US3 605	US26 625	US26D 626	10BE 613E	10BP	US5 609	US15 619	US15A 620	GM Gun Metal	BSP Black Suede
Mesa (ML)	Featuring Quick Install Design	Dummy	81	N/A	N/A	14.20	19.50	N/A	15.30	15.30	N/A	N/A	N/A
		Passage	101	N/A	N/A	33.10	45.30	N/A	35.90	35.90	N/A	N/A	N/A
		One Sided w/plate	161	N/A	N/A	33.10	45.30	N/A	35.90	35.90	N/A	N/A	N/A
		Privacy	201	N/A	N/A	35.50	48.40	N/A	37.60	37.60	N/A	N/A	N/A
		Entry (Knob/Lever)	701	N/A	N/A	48.50	67.10	N/A	51.40	51.40	N/A	N/A	N/A
Niagara (NL)		Dummy	81	14.80	14.80	14.80	17.20	17.20	16.10	16.10	16.10	16.10	16.10
		Passage	101	35.20	35.20	35.20	40.00	40.00	37.90	37.90	37.90	37.90	37.90
		One Sided w/plate	161	35.20	35.20	35.20	40.00	40.00	37.90	37.90	37.90	37.90	37.90
		Privacy	201	37.20	37.20	37.20	41.60	41.60	39.50	39.50	39.50	39.50	39.50
		Bath*	221	39.10	N/A	39.10	43.10	43.10	41.00	41.00	41.00	41.00	41.00
Prairie (PL)		Entry (Lever/Lever)	771	52.80	52.80	52.80	57.20	57.20	55.10	55.10	55.10	55.10	55.10
		Dummy	81	N/A	14.80	14.80	N/A	N/A	16.10	16.10	N/A	N/A	N/A
		Passage	101	N/A	35.20	35.20	N/A	N/A	37.90	37.90	N/A	N/A	N/A
		One Sided w/plate	161	N/A	35.20	35.20	N/A	N/A	37.90	37.90	N/A	N/A	N/A
		Privacy	201	N/A	37.20	37.20	N/A	N/A	39.50	39.50	N/A	N/A	N/A
Savannah (SL)		Bath*	221	N/A	N/A	39.10	N/A	N/A	41.00	41.00	N/A	N/A	N/A
		Entry (Lever/Lever)	771	N/A	52.80	52.80	N/A	N/A	55.10	55.10	N/A	N/A	N/A
		Dummy	81	14.80	14.80	14.80	17.20	17.20	16.10	16.10	16.10	16.10	16.10
		Passage	101	35.20	35.20	35.20	40.00	40.00	37.90	37.90	37.90	37.90	37.90
		One Sided w/plate	161	35.20	35.20	35.20	40.00	40.00	37.90	37.90	37.90	37.90	37.90
Vidalia (VI)		Privacy	201	37.20	37.20	37.20	41.60	41.60	39.50	39.50	39.50	39.50	39.50
		Bath*	221	39.10	N/A	39.10	43.10	43.10	41.00	41.00	41.00	41.00	41.00
		Entry (Knob/Lever)	701	52.00	52.00	52.00	56.20	56.20	54.10	54.10	54.10	54.10	54.10
		Entry (Lever/Lever)	771	52.80	52.80	52.80	57.20	57.20	55.10	55.10	55.10	55.10	55.10
		Dummy	81	N/A	N/A	14.80	N/A	17.20	N/A	16.10	N/A	N/A	16.10
Woodland (WL)		Passage	101	N/A	N/A	35.20	N/A	40.00	N/A	37.90	N/A	N/A	37.90
		One Sided w/plate	161	N/A	N/A	35.20	N/A	40.00	N/A	37.90	N/A	N/A	37.90
		Privacy	201	N/A	N/A	37.20	N/A	41.60	N/A	39.50	N/A	N/A	39.50
		Bath*	221	N/A	N/A	39.10	N/A	43.10	N/A	41.00	N/A	N/A	41.00
		Entry (Knob/Lever)	701	52.00	52.00	52.00	56.20	56.20	54.10	54.10	54.10	54.10	54.10
		Entry (Lever/Lever)	771	52.80	52.80	52.80	57.20	57.20	55.10	55.10	55.10	55.10	55.10

*Bath Function has US26 Polished Chrome Interior

Available Options – Box Pack Only			List Price Upcharge	
Clearview Packaging			2.00	
	UL 90 Minute listing		5.80	
	UL 90 Minute listing	Combo Sets	11.60	

Available Options – Box Pack Only			List Price Upcharge	
Page 77	New Traditions Series Latches		NC when specified	
Page 92	T-Strikes		1.40	
Page 92	A.S.A. 4 7/8" Strike		6.80	
Page 92	Other Lockset Strikes		NC when specified	
Page 93	Additional keying options			

Note: All New Traditions entry function leversets will be shipped with the Cirrus knob exterior unless otherwise specified. New Traditions levers are designed to be reversible to eliminate handing errors (except for the single dummy function #81, and entry function #701). For the single dummy (function #81) and entry functions (function #701), please specify handing either right hand (RH) or left hand (LH) when ordering these functions, or when ordering split finishes.

New Traditions® from Yale®

Deadbolts

NEW
TRADITIONS®

810
Dummy



820
Single Cylinder




840
Double Cylinder



860
One Sided
with plate



880
One Way



820R
Single Cylinder



820S
Single Cylinder








The Yale 800 series deadbolts offer a variety of functions and finishes, and are compatible with all New Traditions leversets and knobsets. The 800 series deadbolts offer excellent strength and reliability, certified to an ANSI Grade 3.

New Traditions® from Yale®

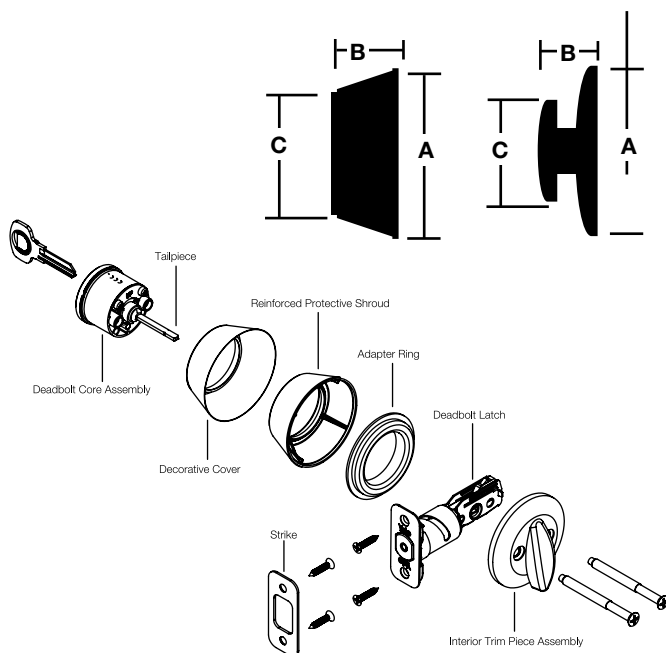
Deadbolts

NEW
TRADITIONS®

Functions

FUNCTION	NO.	DESCRIPTION
	810	DUMMY: No cylinder, no latch
	820	SINGLE CYLINDER: Latch operated from the outside by key, inside by T-turn.
	840	DOUBLE CYLINDER: Latch operated from either side by the key.
	860	ONE SIDED DEADBOLT WITH PLATE: No cylinder. Latch operated by the T-turn on the inside. For doors bored completely through.
	880	ONE WAY: No cylinder. Latch operated by the T-turn on the inside. For doors not bored completely through.

DIMENSIONS	A	B	C
800 Interior	2 1/2"	15/16"	2"
800 Exterior	2 1/2"	1"	1 7/8"
Flat Round/Square Interior	2 1/2"	7/8"	1 15/16"
Flat Round/Square Exterior	2 1/2"	7/8"	2 1/2"



Product Specifications

Door Specs	2 1/8" Face Bore, 1" Edge Bore, Box Pack: Latch Face 1" x 2 1/4" Round corner (Square corner optional)
Latch	Box Pack: Adjustable 2 3/8" or 2 3/4" RC (round corner)
Door Thickness	1 3/8" to 1 3/4"
Cylinder	5 Pin KW-1 Cylinder Standard (SC-1 Optional)
Keying	Box Pack: KA3 (Keyed Alike) Clear Pack: KA3 (Keyed Alike in sets of 3)
Faceplate	1" W x 2 1/4" H RC (Round Corner)
Strike	Box Pack: 1"x2 1/4" RC RC (Round Corner)
Certified ANSI/BHMA	A156.36, Grade 3 BHMA CERTIFIED

Standard Case Quantities - Enter the exact number of individual units required. As an example: If there are 24 units in a case and you require 1 case, enter 24 in the "quantity" space. See below for an example of standard case quantities.

Standard Case Quantities (New Traditions)

	Box Pack(SP)	Clear View(CV)
Dummy	12	6 Pair
Knobs	24	6
Levers	12	6
Deadbolts	12	6
Combo Sets	12	6
Handlesets	6	N/A
Handlesets - Interior Pack	6	N/A



Available with upcharge.

New Traditions® from Yale®

Deadbolts

NEW
TRADITIONS®

BOX PACK LIST PRICE

800 SERIES DEADBOLTS	FUNCTION	NO BHMA	US3 605	US26 625	US26D 626	10BE 613E	US10BP	US5 609	US15 619	US15A 620	GM Gun Metal	BSP Black Suede
	Dummy	810	17.30	17.30	17.30	N/A	N/A	20.59	20.59	20.59	N/A	N/A
	Single Cylinder	820	25.80	25.80	25.80	36.30	36.30	30.60	30.60	30.60	30.60	30.60
	Double Cylinder	840	33.50	33.50	33.50	45.60	45.60	38.70	38.70	38.70	38.70	38.70
	One Sided W/Plate	860	23.40	23.40	23.40	35.30	35.30	24.50	24.50	24.50	24.50	24.50
	Oneway*	880	13.30	13.30	13.30	18.30	18.30	15.10	15.10	15.10	15.10	15.10
	Flat Round Single Cyl	820R	41.50	41.50	41.50	54.10	54.10	46.80	46.80	46.80	46.80	46.80
	Flat Square Single Cyl	820S	41.50	41.50	41.50	54.10	54.10	46.80	46.80	46.80	46.80	46.80

*880 deadbolt available fixed latch only.



STRIKES - AVAILABLE OPTIONS - BOX PACK ONLY

ITEM	CORNER SPECS	MODEL NO	LIST PRICE UPCHARGE
Standard 1" - 2 1/4" /SC Strike	Square Corner	YR02082	N/C when specified
Standard 1" - 2 1/4" /RC Strike	Round Corner	YR02080	N/C when specified
1 1/8" - 2 3/4" /SC Strike	Square Corner	YR02086	N/C when specified
1 1/8" - 2 3/4" /RC Strike	Round Corner	YR02088	N/C when specified
1 1/4" - 3 5/8" /RC Maximum Security Strike	Square Corner	YR02081	Add \$.80
1 1/4" - 3 5/8" /SC Maximum Security Strike	Round Corner	YR02083	Add \$.80
1 3/4" - 2 1/4" /RC Full Lip Strike	Round Corner	YR02084	N/C when specified
Screw Pack (4 each 3" Screws)		08818*	1.50

* Specify finish when ordering

Available Options – Box Pack Only

List Price Upcharge

Clearview Packaging (Levers are KA2, Knobs are KA3)	2.00
 UL 90 Minute listing	5.80
 UL 90 Minute listing Combo Sets	11.60

YALE NEW TRADITIONS CLEARVIEW PROGRAM

		US3	US15	10BP
Horizon	Dummy- Pair	17.60	21.60	
	Passage	20.90	23.80	
	Privacy	22.90	25.60	
	Entry KA3	27.80	32.00	
	Combo /820	53.60	62.60	
Oasis	Dummy- Pair		23.60	25.60
	Passage		23.80	27.60
	Privacy		25.60	30.10
	Entry KA3		32.00	37.10
	Combo /820		65.60	
Niagara	Dummy- Pair		34.20	36.40
	Passage		39.90	42.00
	Privacy		41.50	43.60
	Entry KA3		57.10	59.20
Woodland	Dummy- Pair		34.20	
	Passage		39.90	
	Privacy		41.50	
	Entry KA3		57.10	
Vidalia	Dummy- Pair		34.20	36.40
	Passage		39.90	42.00
	Privacy		41.50	43.60
	Entry KA3		57.10	59.20
820 Sgl Cyl Deadbolt	Deadbolt	27.80	32.60	
	Deadbolt			47.60















All clearview must be ordered in full carton multiples. Packaged 6 per carton.
\$150.00 + is freight free.
Clearview product stock in Berlin with SC-1 cylinder only.

New Traditions® from Yale®

Latch Price List



BOX PACK LIST PRICE

INTERIOR SPRING LATCHES	DESCRIPTION	DIMENSION	CORNER SPECS	MODEL NO	LIST PRICE
	2 3/8"-2 3/4" Adj. Spring Latch	1 x 2 1/4"	Square Corner	YR01464*	\$5.70
	2 3/8"-2 3/4" Adj. Spring Latch	1 x 2 1/4"	Round Corner	YR01461*	\$5.70
	2 3/8"-2 3/4" Drive-In Spring Latch	1" Dia.	N/A	YR01467*	\$5.70
EXTERIOR DEADLOCKING LATCHES	DESCRIPTION	DIMENSION	CORNER SPECS	MODEL NO	LIST PRICE
	2 3/8"-2 3/4" Adj. Deadlocking Latch	1 x 2 1/4"	Square Corner	YR01474*	\$6.20
	2 3/8"-2 3/4" Adj. Deadlocking Latch	1 x 2 1/4"	Round Corner	YR01471*	\$6.20
	2 3/8"-2 3/4" Adj. Deadlocking Drive-In Latch	1" Dia.	N/A	YR01477*	\$6.20
DEADBOLT LATCHES 880 Deadbolt Only	DESCRIPTION	DIMENSION	CORNER SPECS	MODEL NO	LIST PRICE
	2 3/8" Deadbolt Latch	1 x 2 1/4"	Square Corner	YR01445*	\$10.20
	2 3/8" Deadbolt Latch	1 x 2 1/4"	Round Corner	YR01442*	\$10.20
	2 3/8" Deadbolt Drive-In Latch	1" Dia.	N/A	YR01448*	\$10.20
	2 3/4" Deadbolt Latch	1 x 2 1/4"	Square Corner	YR01446*	\$10.20
	2 3/4" Deadbolt Latch	1 x 2 1/4"	Round Corner	YR01443*	\$10.20
	2 3/4" Deadbolt Drive-In Latch	1" Dia.	N/A	YR01449*	\$10.20
ADJUSTABLE DEADBOLT LATCHES 820, 840, 860 Deadbolts & Handlesets	DESCRIPTION	DIMENSION	CORNER SPECS	MODEL NO	LIST PRICE
	2 3/8"-2 3/4" Adj. Deadbolt Latch		Square Corner	YR01D44*	\$10.20
	2 3/8"-2 3/4" Adj. Deadbolt Latch		Round Corner	YR01D41*	\$10.20
	2 3/8"-2 3/4" Adj. Deadbolt Drive-In Latch	1" Dia.	N/A	YR01D47*	\$10.20
Latches below for Locks produced before September 2015					
INTERIOR SPRING LATCHES	DESCRIPTION	DIMENSION	CORNER SPECS	MODEL NO	LIST PRICE
	2 3/8"-2 3/4" Adj. Spring Latch	1 x 2 1/4"	Square Corner	YR01414*	\$5.70
	2 3/8"-2 3/4" Adj. Spring Latch	1 x 2 1/4"	Round Corner	YR01411*	\$5.70
	2 3/8"-2 3/4" Drive-In Latch	1" Dia.	N/A	YR01417*	\$5.70
EXTERIOR DEADLOCKING LATCHES	DESCRIPTION	DIMENSION	CORNER SPECS	MODEL NO	LIST PRICE
	2 3/8"-2 3/4" Adj. Deadlocking Latch	1 x 2 1/4"	Square Corner	YR01424*	\$6.20
	2 3/8"-2 3/4" Adj. Deadlocking Latch	1 x 2 1/4"	Round Corner	YR01421*	\$6.20
	2 3/8"-2 3/4" Adj. Deadlocking Drive-In Latch	1" Dia.	N/A	YR01427*	\$6.20

*Specify finish when ordering

Decorative Handlesets

Homestead



Jamestown



McKinley



Pedestal



Rainier






Teton



Our decorative handlesets combine elegance with ease of installation. These designs offer balanced torque springs on a split-hub for ease of opening, solid thumb pieces, and finishes utilizing the world's most advanced clear coat technology. Designed to fit most American-made doors, each handleset comes with easy-to-read installation instructions.

Decorative Handlesets

Functions

FUNCTION	NO.	DESCRIPTION
	681	DUMMY: For on-working side of double doors. Non-functioning deadbolt, knob or lever.
	682	
	983	
	984	
	986	
	987	
	988	
	621	SINGLE CYLINDER: Thumbpiece retracts latch from exterior side. Knob or lever retracts latch from interior side. Deadbolt latch retracts with key from exterior side, T-turn retracts deadbolt latch from interior side.
	622	
	923	
	924	
	926	
	927	
	928	
	928	
	641	DOUBLE CYLINDER: Thumbpiece retracts latch from exterior side. Knob or lever retracts latch from interior side. Deadbolt latch retracts with key from exterior side and interior side.
	642	
	944	
	946	
	947	

DIMENSIONS	A	B	C	D
Homestead	2 ³ / ₈ "	5 ¹ / ₂ "	9 ¹¹ / ₁₆ "	18"
Jamestown	2 ³ / ₈ "	5 ¹ / ₂ "	9 ¹¹ / ₁₆ "	18"
McKinley	2 ³ / ₈ "	5 ¹ / ₂ "	9 ¹¹ / ₁₆ "	18"
Pedestal	2 ¹¹ / ₁₆ "	5 ¹ / ₂ "	9 ¹¹ / ₁₆ "	18 ¹ / ₂ "
Rainier	2 ³ / ₈ "	5 ¹ / ₂ "	9 ¹¹ / ₁₆ "	18"
Teton	2 ³ / ₈ "	5 ¹ / ₂ "	9 ¹¹ / ₁₆ "	18"

Product Specifications

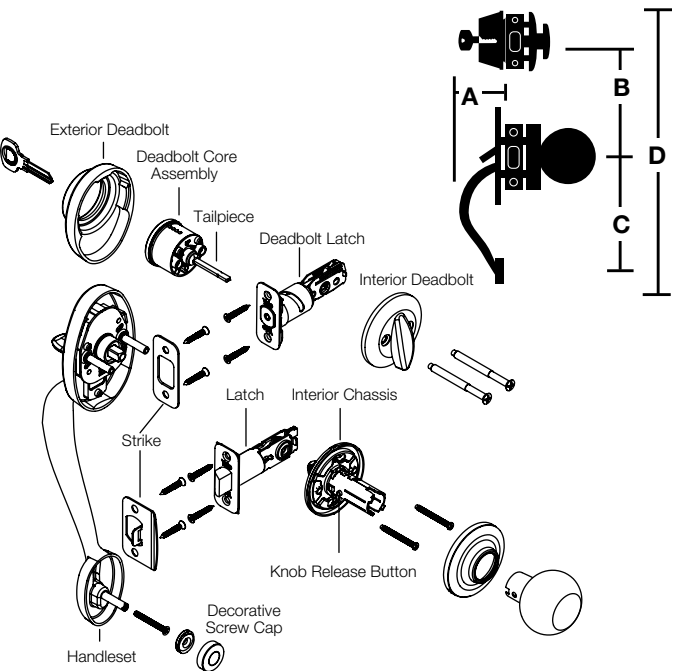
Door Specs	2 ¹ / ₈ " Face Bore, 1" Edge Bore, 5 ¹ / ₂ " O.C. Box Pack: Latch Face 1" x 2 ¹ / ₄ " RC (Round Corner)
Latch	Box Pack: 2 ³ / ₈ " RC (Round Corner) Deadbolt: 23/8"-23/4" ADJ. RC (Round Corner) Deadbolt: 2 ³ / ₈ "-2 ³ / ₄ " ADJ. SC (Square Corner)
Door Thickness	1 ³ / ₄ " 2" to 2 ¹ / ₄ " Requires Ext. Kit 07600
Cylinder Keying	KW-1 Compatible Box Pack: KD (Keyed Different)
Faceplate	1" W x 2 ¹ / ₄ " H RC (Round Corner)
Strike	Box Pack: Spring latch 2 ¹ / ₄ " Full Lip RC (Round Corner) Deadbolt: 1"x 2 ¹ / ₄ " RC (Round Corner) Deadbolt: 1"x 2 ¹ / ₄ " SC (Square Corner)
Interior Trim	Specify Interior Trim Style

Standard Case Quantities - Enter the exact number of individual units required. As an example: If there are 24 units in a case and you require 1 case, enter 24 in the "quantity" space. See below for an example of standard case quantities.

Standard Case Quantities	Box Pack(SP)
Handlesets	6
Handlesets - Interior Pack	6



UL - Not available on Yale Handlesets



Decorative Handlesets

Price List

BOX PACK LIST PRICE (PRICE INCLUDES INTERIOR TRIM)

Handlesets	DESIGN	FUNCTION	NO	US3	US26	US26D	10BE	10BP	US5	US15	US15A	GM	BSP
Featuring Quick Install Design		BHMA		605	625	626	613E		609	619	620	Gun Metal	Black Suede
	Homestead	Dummy	986	161.20	161.20	161.20	190.00	190.00	161.20	161.20	161.20	161.20	161.20
		Single Cylinder	926	193.70	193.70	193.70	220.00	220.00	193.70	193.70	193.70	193.70	193.70
		Double Cylinder	946	211.40	211.40	211.40	240.00	240.00	211.40	211.40	211.40	211.40	211.40
	Jamestown	Dummy	987	161.20	161.20	161.20	190.00	190.00	161.20	161.20	161.20	161.20	161.20
		Single Cylinder	927	193.70	193.70	193.70	220.00	220.00	193.70	193.70	193.70	193.70	193.70
		Double Cylinder	947	211.40	211.40	211.40	240.00	240.00	211.40	211.40	211.40	211.40	211.40
	McKinley	Dummy	682	125.30	125.30	125.30	140.00	140.00	136.50	136.50	136.50	136.50	136.50
		Single Cylinder	622	151.40	151.40	151.40	170.00	170.00	161.90	161.90	161.90	161.90	161.90
		Double Cylinder	642	163.60	163.60	163.60	201.60	201.60	174.50	174.50	174.50	174.50	174.50
	Pedestal*	Dummy	988	161.20	N/A	N/A	N/A	190.00	N/A	161.20	N/A	N/A	161.20
		Single Cylinder	928	193.70	N/A	N/A	N/A	220.00	N/A	193.70	N/A	N/A	193.70
	Teton	Dummy	681	N/A	N/A	N/A	N/A	140.00	N/A	136.50	136.50	136.50	136.50
		Single Cylinder	621	N/A	N/A	N/A	N/A	170.00	N/A	161.90	161.90	161.90	161.90
		Double Cylinder	641	N/A	N/A	N/A	N/A	201.60	N/A	174.50	174.50	174.50	174.50
	Rainier	Dummy	683	N/A	137.10	137.10	N/A	150.00	N/A	148.30	148.30	148.30	148.30
		Single Cylinder	623	N/A	162.90	162.90	N/A	180.00	N/A	173.00	173.00	173.00	173.00
		Double Cylinder	643	N/A	175.30	175.30	N/A	212.30	N/A	185.40	185.40	185.40	185.40

NOTE: Handleset Interior Trim - Selection Chart Below.

* Pedestal ships with Cambridge knob as standard. Split finish not available.

INTERIOR TRIM ASSEMBLIES	ITEM	MODEL NO	LIST PRICE*
YH Collection	Dummy	719	18.20
	Single Cylinder Deadbolt	720	24.20
	Double Cylinder Deadbolt	740	30.30
New Traditions	Dummy	680	17.70
	Single Cylinder Deadbolt	620	23.00
	Double Cylinder Deadbolt	640	29.80

*All finishes

Note: box pack only

Available Options – Box Pack Only		List Price Upcharge
Page 81	Split-Hub Latches	NC when specified
Page 67, 77	800 Series Deadbolt Latches	NC when specified
Page 92	T-Strikes	1.40
Page 92	A.S.A. 47/8" Strike	6.80
Page 92	Deadbolt Security Strikes	.80
Page 92	Other Lockset Strikes	NC when specified
Page 93	Additional keying options	NC when specified
Extension Kit 2 to 21/4" YH/NT Handleset (Thick Door Pack) #YR07600		12.60 (specify finish)

Note: When ordering handlesets less interior pack, (LIP) deduct the interior trim assembly list price to determine handleset price. Specify handing when ordering all lever interior trim assemblies.

Decorative Handlesets

Price List

YH COLLECTION INTERIOR TRIM

DESIGN	US3 605	US26 625	US26D 626	613E (10BE)	10BP	US5 609	US15 619	US15A 620	GM Gun Metal	BSP Black Suede
Bridgeport	A	A	A	N/A	N/A	N/A	A	N/A	N/A	N/A
Cambridge	A	A	A	A	A	A	A	A	A	A
Dartmouth	A	N/A	N/A	N/A	A	N/A	A	N/A	A	N/A
Oxford	A	N/A	N/A	A	A	A	A	N/A	N/A	A
Academy	N/A	N/A	A	N/A	N/A	A	A	N/A	N/A	N/A
Augusta	A	N/A	A	A	A	A	A	N/A	N/A	N/A
Delaware	N/A	A	A	A	A	N/A	A	N/A	N/A	N/A
Kincaid	N/A	N/A	N/A	N/A	N/A	N/A	N/A	N/A	N/A	N/A
Marina	N/A	A	A	A	A	N/A	A	N/A	A	N/A
McClure	A	N/A	A	A	A	N/A	A	A	N/A	N/A
Monroe	N/A	N/A	A	N/A	N/A	N/A	A	N/A	N/A	N/A
Milan	A	A	A	N/A	N/A	N/A	A	N/A	N/A	N/A
Norwood	A	A	A	A	A	A	A	A	A	A
Pacific Beach	A	A	A	N/A	N/A	A	A	N/A	N/A	N/A
Valdosta	N/A	A	A	A	A	N/A	A	N/A	N/A	A
Virgo	A	N/A	A	A	A	N/A	A	N/A	N/A	N/A

Specify handing when ordering lever interior trim. With split finish orders, strikes match interior finishes.

A = Available as factory direct interior pack selection in Handlesets

A = Available in QuickShip

N/A = Not available as interior pack selection in YH Collection

NEW TRADITIONS INTERIOR TRIM

DESIGN	US3 605	US26 625	US26D 626	613E (10BE)	10BP	US5 609	US15 619	US15A 620	GM Gun Metal	BSP Black Suede
Cirrus	A	A	A	A	A	N/A	A	A	A	N/A
Horizon	A	A	A	A	A	A	A	A	A	A
Oasis	N/A	N/A	N/A	N/A	A	N/A	A	N/A	N/A	N/A
Terra	N/A	N/A	N/A	N/A	A	N/A	A	N/A	A	N/A
Valley	A	N/A	A	N/A	N/A	N/A	N/A	N/A	N/A	N/A
Mesa	N/A	N/A	A	N/A	N/A	A	A	N/A	N/A	N/A
Niagara	A	A	A	A	A	A	A	A	A	A
Prairie	N/A	A	A	N/A	N/A	A	A	N/A	N/A	N/A
Savannah	A	A	A	A	A	A	A	A	A	N/A
Vidalia	A	A	A	A	A	A	A	A	A	A
Woodland	A	A	A	A	A	A	A	A	A	A







Specify handing when ordering lever interior trim. With split finish orders, strikes match interior finishes.

A = Available as factory direct interior pack selection in Handlesets

A = Available in QuickShip

N/A = Not available as interior pack selection in New Traditions

BOX PACK LIST PRICE

HANDLESET LATCHES - INTERIOR SPLIT HUB SPRING LATCHES	DESCRIPTION	DIMENSION	CORNER SPECS	MODEL NO	LIST PRICE
	2 3/8" Spring Latch	1 x 2 1/4"	Square Corner	YR01804*	12.70
	2 3/8" Spring Latch	1 x 2 1/4"	Round Corner	YR01802*	12.70
	2 3/8" Spring Drive-In Latch	1" Dia.	N/A	YR01803*	12.70
	2 3/4" Spring Latch	1 x 2 1/4"	Square Corner	YR01808*	12.70
	2 3/4" Spring Latch	1 x 2 1/4"	Round Corner	YR01806*	12.70
	2 3/4" Spring Drive-In Latch	1" Dia.	N/A	YR01807*	12.70

*Specify finish when ordering

Decorative Passage Handlesets

Use with Yale Real Living® Deadbolts

Homestead



Jamestown



McKinley



Rainier




Teton



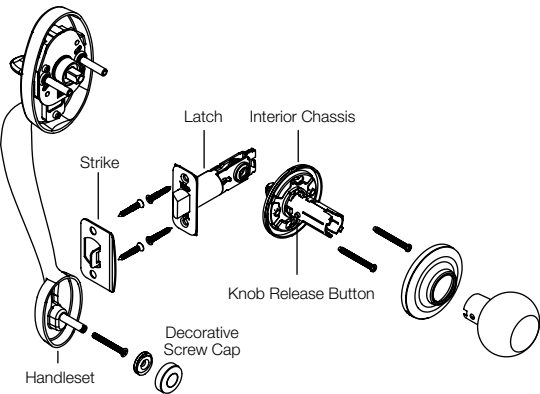
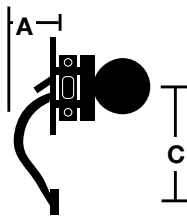
Our decorative handlesets combine elegance with ease of installation. These designs offer balanced torque springs on a split-hub for ease of opening, solid thumb pieces, and finishes utilizing the world's most advanced clear coat technology. Designed to fit most American-made doors, each handleset comes with easy-to-read installation instructions. Can be utilized in conjunction with Yale Real Living® deadbolt product.

Decorative Passage Handlesets

Functions

FUNCTION	NO.	DESCRIPTION
	601	PASSAGE: Latchbolt is operated
	602	by thumbpiece at all times.
	603	Thumbpiece retracts latch from
	906	exterior side. Knob or lever
	907	retracts latch from interior side.

DIMENSIONS	A	C
Homestead	2 ³ / ₈ "	9 ¹¹ / ₁₆ "
Jamestown	2 ³ / ₈ "	9 ¹¹ / ₁₆ "
McKinley	2 ³ / ₈ "	9 ¹¹ / ₁₆ "
Rainier	2 ³ / ₈ "	9 ¹¹ / ₁₆ "
Teton	2 ³ / ₈ "	9 ¹¹ / ₁₆ "



Product Specifications

Door Specs	2 ¹ / ₈ " Face Bore, 1" Edge Bore, 5 ¹ / ₂ " O.C. Box Pack: Latch Face 1" x 2 ¹ / ₄ " RC (Round Corner)
Latch	Box Pack: 2 ³ / ₈ " RC (Round Corner) Deadbolt: 2 ³ / ₈ "-2 ³ / ₄ " ADJ. RC (Round Corner) Deadbolt: 2 ³ / ₈ "-2 ³ / ₄ " ADJ. SC (Square Corner)
Door Thickness	1 ³ / ₄ " 2" to 2 ¹ / ₄ " Requires Ext. Kit 07600
Faceplate	1" W x 2 ¹ / ₄ " H RC (Round Corner)
Strike	Box Pack: Spring latch 2 ¹ / ₄ " Full Lip RC (Round Corner)
Interior Trim	Specify Interior Trim Style

Standard Case Quantities - Enter the exact number of individual units required. As an example: If there are 24 units in a case and you require 1 case, enter 24 in the "quantity" space. See below for an example of standard case quantities.

Standard Case Quantities	
	Box Pack(SP)
Handlesets	6
Handlesets - Interior Pack	6

 **UL - Not available on New Traditions from Yale Handlesets**

Decorative Passage Handlesets

Price List

BOX PACK LIST PRICE (PRICE INCLUDES INTERIOR TRIM)

Handlesets	DESIGN	FUNCTION NO	US3	10BP	US15
Featuring Quick Install Design		BHMA	605		619
Homestead	Passage	906	153.00	164.00	148.00
Jamestown	Passage	907	153.00	164.00	148.00
McKinley	Passage	602	126.00	135.00	132.00
Teton	Passage	601	N/A	135.00	132.00
Rainier	Passage	603	138.00	145.00	135.00

NOTE: Handleset Interior Trim - Selection Chart Below.

INTERIOR TRIM ASSEMBLIES	ITEM	MODEL NO	LIST PRICE*
YH Collection	Passage	720	24.20
New Traditions	Passage	620	23.00
	*All finishes		
	Note: box pack only		

Available Options – Box Pack Only		List Price Upcharge
Page 81	Split-Hub Latches	SC or DI no charge when specified
Page 92	T-Strikes	1.40
Page 92	A.S.A. 4 ⁷ / ₈ " Strike	6.80
Extension Kit 2 to 2 ¹ / ₄ " YH/NT Handleset		12.60
(Thick Door Pack) #YR07600		(specify finish)

Note: When ordering handlesets less interior pack, (LIP) deduct the interior trim assembly list price to determine handleset price. Specify handing when ordering all lever interior trim assemblies.

Decorative Passage Handlesets

Price List

YH COLLECTION INTERIOR TRIM

DESIGN	US3 605	US26 625	US26D 626	613E (10BE)	10BP	US5 609	US15 619	US15A 620	GM Gun Metal	BSP Black Suede
Bridgeport	A	A	A	N/A	N/A	N/A	A	N/A	N/A	N/A
Cambridge	A	A	A	A	A	A	A	A	A	A
Dartmouth	A	N/A	N/A	N/A	A	N/A	A	N/A	A	N/A
Oxford	A	N/A	N/A	A	A	A	A	N/A	N/A	A
Academy	N/A	N/A	A	N/A	N/A	A	A	N/A	N/A	N/A
Augusta	A	N/A	A	A	A	A	A	N/A	N/A	N/A
Delaware	N/A	A	A	A	A	N/A	A	N/A	N/A	N/A
Kincaid	N/A	N/A	N/A	N/A	N/A	N/A	N/A	N/A	N/A	N/A
Marina	N/A	A	A	A	A	N/A	A	N/A	A	N/A
McClure	A	N/A	A	A	A	N/A	A	A	N/A	N/A
Monroe	N/A	N/A	A	N/A	N/A	N/A	A	N/A	N/A	N/A
Milan	A	A	A	N/A	N/A	N/A	A	N/A	N/A	N/A
Norwood	A	A	A	A	A	A	A	A	A	A
Pacific Beach	A	A	A	N/A	N/A	A	A	N/A	N/A	N/A
Valdosta	N/A	A	A	A	A	N/A	A	N/A	N/A	A
Virgo	A	N/A	A	A	A	N/A	A	N/A	N/A	N/A

Specify handing when ordering lever interior trim. With split finish orders, strikes match interior finishes.

A = Available as factory direct interior pack selection in Handlesets

A = Available in QuickShip

N/A = Not available as interior pack selection in YH Collection

NEW TRADITIONS INTERIOR TRIM

DESIGN	US3 605	US26 625	US26D 626	613E (10BE)	10BP	US5 609	US15 619	US15A 620	GM Gun Metal	BSP Black Suede
Cirrus	A	A	A	A	A	N/A	A	A	A	N/A
Horizon	A	A	A	A	A	A	A	A	A	A
Oasis	N/A	N/A	N/A	N/A	A	N/A	A	N/A	N/A	N/A
Terra	N/A	N/A	N/A	N/A	A	N/A	A	N/A	A	N/A
Valley	A	N/A	A	N/A	N/A	N/A	N/A	N/A	N/A	N/A
Mesa	N/A	N/A	A	N/A	N/A	A	A	N/A	N/A	N/A
Niagara	A	A	A	A	A	A	A	A	A	A
Prairie	N/A	A	A	N/A	N/A	A	A	N/A	N/A	N/A
Savannah	A	A	A	A	A	A	A	A	A	A
Vidalia	A	A	A	A	A	A	A	A	A	A
Woodland	A	A	A	A	A	A	A	A	A	A







Specify handing when ordering lever interior trim. With split finish orders, strikes match interior finishes.

A = Available as factory direct interior pack selection in Handlesets

A = Available in QuickShip

N/A = Not available as interior pack selection in New Traditions

BOX PACK LIST PRICE

HANDLESET LATCHES - INTERIOR SPLIT HUB SPRING LATCHES	DESCRIPTION	DIMENSION	CORNER SPECS	MODEL NO	LIST PRICE
	2 ³ / ₈ " Spring Latch	1 x 2 1/4"	Square Corner	YR01804*	12.70
	2 ³ / ₈ " Spring Latch	1 x 2 1/4"	Round Corner	YR01802*	12.70
	2 ³ / ₈ " Spring Drive-In Latch	1" Dia.	N/A	YR01803*	12.70
	2 ³ / ₄ " Spring Latch	1 x 2 1/4"	Square Corner	YR01808*	12.70
	2 ³ / ₄ " Spring Latch	1 x 2 1/4"	Round Corner	YR01806*	12.70
	2 ³ / ₄ " Spring Drive-In Latch	1" Dia.	N/A	YR01807*	12.70

*Specify finish when ordering

Yale Edge Series®


*NOTE - Not for Use with Commercial Hollow Metal Doors

YE
SERIES®


Alpharetta




Keowee



Seabrook



Athens



Sinclair



Single Cylinder
Deadbolt



Lenoir










Yale Edge Series offers attractive designs and finishes to meet the needs of today's housing market. All Yale Edge Series product is constructed to meet Grade 3 standards. Designed to fulfill the needs of the hardware market in attractive styles and current popular finishes. Whether your project includes town homes, condos, garden homes, or a single family home, look no further than Yale Edge Series to fulfill your door hardware needs with the Yale brand.

Yale Edge Series®

Knob and Lever



Functions

FUNCTION	NO.	DESCRIPTION
	80/81	DUMMY: For doors where only pull is required. (handing required Keowee only)
	10/11	PASSAGE: Latchbolt is operated by either knob/lever at all times. (levers – non-handed)
	20/21	PRIVACY: Latchbolt is operated by either knob/lever except when inside knob is locked by turn button. A coin turn releases turn button and unlocks outside knob/lever. (levers: non-handed)
	23*	PRIVACY: Latchbolt is operated by either lever except when inside lever is locked by push button. Push button is released by special emergency key on outside or by turning inside lever. (Specify Handing)
	70	ENTRY KNOB: Guarded Latch bolt operated from outside by key. Inside by knob. Turn button Locks both knobs. Knobs unlock by Key outside or by rotating inside turn button.
	71	ENTRY LEVER/LEVER: Guarded latch bolt operated from outside lever by key. Inside by lever. Turn button locks both levers. Levers unlock by key or by turning inside turn button.
	73*	ENTRY (LEVER/LEVER): Guarded latchbolt operated from outside by key; inside by lever. Push button locks outside lever. Outside lever unlocks by key or by turning inside lever. (Specify Handing)

DIMENSIONS	A	B	C
Athens	2 ⁷ / ₁₆ "	2 ³³ / ₆₄ "	2"
Sinclair	2 ⁷ / ₁₆ "	2 ³ / ₈ "	2 ¹³ / ₆₄ "
Keowee	2 ⁷ / ₁₆ "	2 ⁹ / ₁₆ "	4 ³ / ₃₂ "
Apharetta	2 ⁷ / ₁₆ "	2 ¹ / ₄ "	3 ⁴⁵ / ₆₄ "
Seabrook	2 ⁷ / ₁₆ "	2 ⁹ / ₁₆ "	4 ⁵ / ₈ "

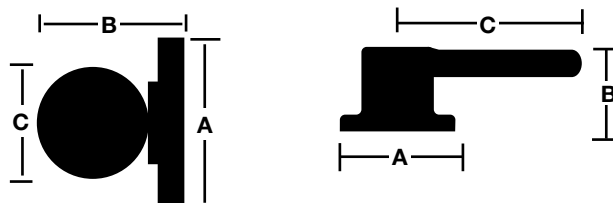
Product Specifications

Door Specs	2 ¹ / ₈ " Face Bore, 1" Edge Bore, 2 ³ / ₈ " or 2 ³ / ₄ " Backset 1" W x 2 ¹ / ₄ " Latch Prep: Latch Face 1" x 2 ¹ / ₄ " RC (Round Corner)
Latch	RC Adjustable only for 2 ³ / ₈ " or 2 ³ / ₄ " Backset
Door Thickness	1 ³ / ₈ " to 1 ³ / ₄ " (includes handleset)
Cylinder	Cylinder Brass 5 Pin Cylinder (KW-1 Compatible) SC-1 Cylinder (availability: Keowee, Sinclair, Seabrook, Lenoir and deadbolts; US15 and 10BP finishes)
Keying	KA5
Faceplate	1" W x 2 ¹ / ₄ " H RC (Round Corner)
Strike	2 ¹ / ₄ " Full Lip RC (Round Corner)

Standard Case Quantities - Enter the exact number of individual units required. As an example: If there are 30 units in a case and you require 1 case, enter 30 in the "quantity" space. See below for an example of standard case quantities.

Standard Case Quantities (YE Series)

	Box Pack(SP)
Dummy	30
Knobs	30
Levers	20
Deadbolts	30
Combo Sets	10
Handlesets	6



Yale Edge Series®

Knob and Lever Price List



BOX PACK LIST PRICE

DESIGN	FUNCTION	NO	US3	10BP	US15	US32D
	BHMA		605		619	632
Athens (AT)	Dummy	80	8.10	N/A	N/A	8.10
	Passage	10	18.70	N/A	N/A	18.70
	Privacy	20	19.60	N/A	N/A	19.60
	Entry	70	22.20	N/A	N/A	22.20
	Combo	837	43.20	N/A	N/A	43.20
Sinclair (SN)	Dummy	80	N/A	10.20	8.10	N/A
	Passage	10	N/A	22.20	18.70	N/A
	Privacy	20	N/A	22.80	19.60	N/A
	Entry	70	N/A	25.90**	22.20**	N/A
	Combo	837	N/A	52.00	44.10	N/A
Keowee (KW)	Dummy	81	N/A	16.00	13.90	N/A
	Passage	11	N/A	32.00	28.40	N/A
	Privacy	21	N/A	33.50	29.20	N/A
	Entry	71	N/A	43.50**	38.40**	N/A
	Privacy*	23	N/A	36.50	32.20	N/A
	Entry*	73	N/A	46.50	41.40	N/A
Alpharetta (AL)	Dummy	81	11.30	14.70	12.70	N/A
	Passage	11	23.60	30.30	26.30	N/A
	Privacy	21	24.00	30.80	26.80	N/A
	Entry	71	30.70	38.80	34.20	N/A
	Privacy*	23	N/A	N/A	29.80	N/A
	Entry*	73	N/A	N/A	37.20	N/A
Seabrook (SB)	Dummy	81	N/A	16.00	13.90	N/A
	Passage	11	N/A	32.00	28.40	N/A
	Privacy	21	N/A	33.50	29.20	N/A
	Entry	71	N/A	43.50**	38.40**	N/A

Note: Only Keowee Dummy and interior trim packs are handed.

*ADA – Push button interior locking

**Specify KW-1 or SC-1 compatible cylinder.

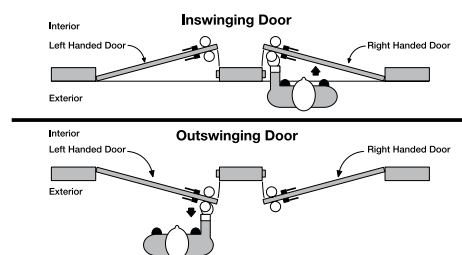
HOW TO DETERMINE HANDING OF DOORS

- The handing of a door is always determined by facing the exterior of a door.
- If the hinge is on the left side of the door, the door is left handed (LH).
- If the hinge is on the right side of the door, the door is right handed (RH).
- To order a handed product, specify LH or RH.

Not all products are handed; only specify handing when required.



ADA, Dummies, and Interior Packs require handing.



Yale Edge Series®

Deadbolt and Handleset





BOX PACK LIST PRICE

DESIGN	FUNCTION	NO	US3	10BP	US15	US32D
	BHMA		605		619	630
Deadbolt	Single Cylinder	82E	21.00	26.10**	21.90**	21.00
Lenoir (LN)	Handleset Note: Lenoir Handleset price includes interior trim	927	111.00	121.50**	111.00**	N/A
Available Interior Trim	Athens		A	A	N/A	A
	Sinclair		N/A	A	A	N/A
	Keowee		N/A	A	A	N/A
	Alpharetta		A	A	A	N/A
	Seabrook		N/A	A	A	N/A
Interior Trim	(Priced separately)	720E	24.00	24.00	24.00	24.00

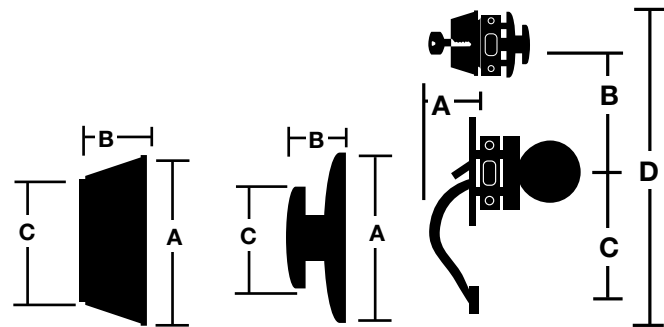
**Specify KW-1 or SC-1 compatible cylinder.

Functions

FUNCTION	NO.	DESCRIPTION
	82E	SINGLE CYLINDER: Latch operated from the outside by key, inside by T-turn.
	927	SINGLE CYLINDER: Thumbpiece retracts latch from exterior side. Knob or lever retracts latch from interior side. Deadbolt latch retracts with key from exterior side, T-turn retracts deadbolt latch from interior side.

Product Specifications

DIMENSIONS	A	B	C	D
Lenoir	2 31/64"	5 1/2"	8 3/8"	17"



1-3/8" to 1-3/4" door thickness

Yale Edge Series®

Deadbolt and Handleset



Yale Edge Series Drive In Latch

Description	Qty	Model No.	
YE Drive In Adjustable Pass/Priv Latch US26 Knob	1	YR01B176	5.20
YE Drive In Adjustable Pass/Priv Latch US26 Lever	1	YR01B176L	5.20
YE Drive In Adjustable Entry Latch US26 Knob	1	YR01B276	5.20
YE Drive In Adjustable Entry Latch US26 Lever	1	YR01B276L	5.20
YE Drive In Adjustable Deadbolt Latch US26	1	YR01B476	5.80

Yale Edge Series Round Corner Adjustable Latch

Description	Qty	Model No.	
YE Round Corner Adjustable Pass/Priv Latch US26 Knob	1	YR01B146	5.20
YE Round Corner Adjustable Pass/Priv Latch US26 Lever	1	YR01B156	5.20
YE Round Corner Adjustable Entry Latch US26 Knob	1	YR01B246	5.20
YE Round Corner Adjustable Entry Latch US26 Lever	1	YR01B256	5.20
YE Round Corner Adjustable Deadbolt Latch US26	1	YR01B446	5.20
YE Round Corner Adjustable Pass/Priv Latch 10BP Knob	1	YR01B14K	5.20
YE Round Corner Adjustable Pass/Priv Latch 10BP Lever	1	YR01B15K	5.20
YE Round Corner Adjustable Entry Latch 10BP Knob	1	YR01B24K	5.20
YE Round Corner Adjustable Entry Latch 10BP Lever	1	YR01B25K	5.20
YE Round Corner Adjustable Deadbolt Latch 10BP	1	YR01B44K	5.20

Yale Edge Series Cylinder

Description	Qty	Model No.	
YE Sinclair Entry Cylinder & 2 keys KW US15	1	YR06B00N	14.00
YE Lever Entry Cylinder & 2 keys KW US15	1	YR06B01N	14.00
YE Lever ADA Entry Cylinder & 2 keys KW US15	1	YR06B02N	14.00
YE Deadbolt Cylinder & 2 keys KW US15	1	YR06B10N	14.00

Pocket Door Locks



Installs with just a screwdriver on pocket doors for automatic latching. Just close the door and it is latched. Unlock with a thumbturn on the interior. Universal handing, one lock functions in both right or left slide direction.

Product Specifications

Door Specs	Fits both 1 ³ / ₈ " and 1 ³ / ₄ " doors 2 ³ / ₈ " backset only Used standard 2 ¹ / ₈ " facebore and 1" edge bore.		
-------------------	--	--	--

BOX PACK LIST PRICE			
FUNCTION	NO	10BP	US15
BHMA			619
Passage	10PD	21.00	21.00
Privacy	20PD	22.00	22.00

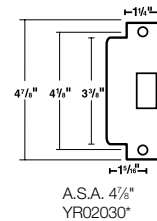
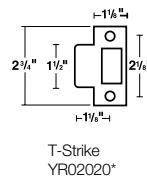
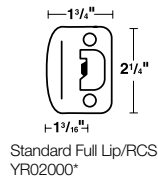
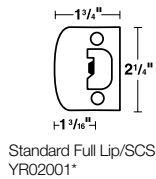
Accessories

Strikes

LOCKSET STRIKES

ITEM	DIMENSIONS	CORNER SPECS	MODEL NO	LIST PRICE
Standard Full Lip Strike/SC	1 3/4" x 2 1/4"	Square Corner	YR02001*	2.00
Standard Full Lip Strike/RC	1 3/4" x 2 1/4"	Round Corner	YR02000*	2.00
T-Strike	1 1/8" x 2 3/4"	Square Corner	YR02020*	3.00
A.S.A. 4 7/8"	1 1/4" x 4 7/8"	Square Corner	YR02030*	8.50

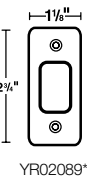
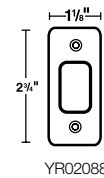
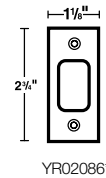
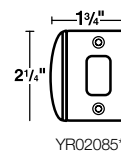
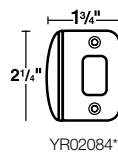
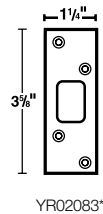
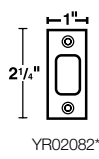
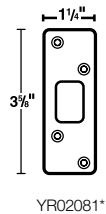
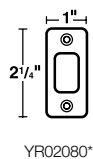
* Specify finish when ordering



DEADBOLT STRIKES

ITEM	CORNER SPEC	MODEL NO	LIST PRICE
Standard Deadbolt Strike/SC	Square Corner	YR02082*	2.00
Standard Deadbolt Strike/RC	Round Corner	YR02080*	2.00
Security Strike 3 5/8"	Round Corner	YR02081*	2.60
Security Strike 3 5/8"	Square Corner	YR02083*	2.60
Full Lip Deadbolt Strike	Square Corner	YR02085*	2.00
Full Lip Deadbolt Strike	Round Corner	YR02084*	2.00
Universal Deadbolt Strike	Square Corner	YR02086*	2.00
Universal Deadbolt Strike	Radius Corner	YR02088*	2.00
White Plastic Dust Box 1" x 2 3/4" Deadbolt (For Universal Strike)		YR026002	0.50
Universal Deadbolt Strike with Security Plate	Radius Corner	YR02089*	2.70

*Specify finish when ordering



FINISH MATCH FOR LATCH, STRIKE, CYLINDER & SCREWS*

YH Collection, New Traditions

Lock Finish	US3/Gold/PVD	US5	US15	US15A	GM/BSP	US10BP	US26D	US26
Latch Face Plate Color	US3	US5	Nickel	Black	Black	Black	Nickel	Nickel
Latch Head Color	Nickel	Nickel	Nickel	Nickel	Nickel	Nickel	Nickel	Nickel
Standard Strike Plate Color	US3	US5	Nickel	Black	Black	Black	Nickel	Nickel
Cylinder Color	Brass	Brass	Nickel	Nickel	Nickel	Brass	Nickel	Nickel
Screw Color	Brass	Brass	Nickel	Black	Black	Black	Nickel	Nickel

* For Standard Strike & Latch Options Only

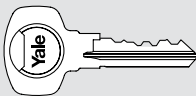
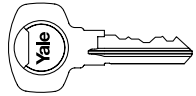
Note: All Deadbolt Latch Bolts are Nickel

Latch Filler Plate Black 035109 .32

Accessories

Keys and Keying Cylinders

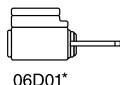
Yale KEY BLANKS and SPECIAL KEYING CHARGES

	KEY BLANK DESCRIPTION	QUANTITY	MODEL NO	LIST PRICE
	YH Collection Key Blank	50 per box	YR068003	1.00 ea.
	YH Collection 6 PIN KW DO NOT COPY Key Blank	50 per box	YR068013	1.50 ea.
	YH Collection Key - cut	50 per box	YR068550	1.50 ea.
	YH Collection 6 Pin PARA Key Blank	50 per box	YR068Y01	1.70 ea.
	YH Collection 6 PIN Schlage Key Blank	50 per box	YR068009	1.00 ea.
	YH Collection 6 PIN Schlage Key - cut	50 per box	YR068509	1.50 ea.
	YH Collection 6 PIN Schlage DO NOT COPY Key Blank	50 per box	YR068011	1.50 ea.
	New Traditions/Yale Edge Series Key Blank	50 per box	YR068004	0.90 ea.
	New Traditions 5 PIN KW DO NOT COPY Key Blank	50 per box	YR068010	1.50 ea.
	New Traditions/Design Elements/Yale Edge Series Key - cut	50 per box	YR068500	1.30 ea.
	New Traditions/Design Elements 5 PIN Schlage Key Blank	50 per box	YR068008	0.90 ea.
	New Traditions/Design Elements 5 PIN Schlage Key - cut	50 per box	YR068508	1.30 ea.

SPECIAL KEYING CHARGE DESCRIPTION	MODEL NO	LIST PRICE
KA - Keyed Alike	KA	NC when specified
MK - Master Keyed	MK	1.20 ea.
BK - Builder Keyed	BK	1.60 ea.
BMK - Builder Keyed and Master Keyed	BMK	3.40 ea.
GMK - Grand Master Keyed	GMK	4.50 ea.
BKGM - Builder Keyed and Grand Master Keyed	BKGM	5.50 ea.
K-T-P - Keyed To Pass	K-T-P	1.30 ea.
Extra Cut Keys	YH Collection YR068550	1.50 ea.
	New Traditions YR068500	1.30 ea.
Extra Cut Master Keys	YH Collection YR068551	2.20 ea.
	New Traditions YR068511	2.00 ea.
Extra Cut Builder Keys	YH Collection YR068558	2.20 ea.
	New Traditions YR068521	2.00 ea.
Stamp control number on key (factory only)		\$1.50/key
QuickShip - Keyed Alike	KA	1.00 ea. net/cylinder
QuickShip - Special Keying		3.00 ea. net/cylinder

YH & NT CYLINDER OPTIONS


SC-1 5-PIN STANDARD FOR YH&NT, 6-PIN MUST BE SPECIFIED IF NEEDED	MODEL NO	LIST PRICE
5-PIN No charge when specified with New Traditions lock - compatible with F Series		
Brass Cylinder & 2 Brass Keys, Tailpiece, Low Stack, Entry, 03	YR068401	12.80 ea.
Brass Cylinder & 2 Brass Keys, Tailpiece, Low Stack, Deadbolt, 03	YR068402	12.80 ea.
Brass Cylinder & 2 Brass Keys, Tailpiece, Low Stack, Entry, 26	YR068405	12.80 ea.
Brass Cylinder & 2 Brass Keys, Tailpiece, Low Stack, Deadbolt, 26	YR068406	12.80 ea.
6-PIN No charge when specified with YH Collection lock - compatible with A Series		
Brass Cylinder & 2 Brass Keys, Tailpiece, Low Stack, Entry, 03	YR068D01	14.60 ea.
Brass Cylinder & 2 Brass Keys, Tailpiece, High Stack, Deadbolt, 03	YR068D02	14.60 ea.
Brass Cylinder & 2 Brass Keys, Tailpiece, Low Stack, Entry, 26	YR068D05	14.60 ea.
Brass Cylinder & 2 Brass Keys, Tailpiece, High Stack, Deadbolt, 26	YR068D06	14.60 ea.
KW-1 5-PIN STANDARD FOR NT, 6-PIN STANDARD FOR YH	MODEL NO	LIST PRICE
5-PIN No charge when specified with New Traditions lock		
Brass Cylinder & 2 Brass Keys, Tailpiece, Low Stack, Entry, 03	YR060003	8.60 ea.
Brass Cylinder & 2 Brass Keys, Tailpiece, Low Stack, Deadbolt, 03	YR060103	8.60 ea.
Brass Cylinder & 2 Brass Keys, Tailpiece, Low Stack, Entry, 26	YR060006	8.60 ea.
Brass Cylinder & 2 Brass Keys, Tailpiece, Low Stack, Deadbolt, 26	YR060106	8.60 ea.
6-PIN No charge when specified with YH Collection lock		
Brass Cylinder & 2 Brass Keys, Tailpiece, Low Stack, Entry, 03	YR06D013	10.20 ea.
Brass Cylinder & 2 Brass Keys, Tailpiece, High Stack, Premier Deadbolt, 03	YR06D103	10.20 ea.
Brass Cylinder & 2 Brass Keys, Tailpiece, Low Stack, Entry, 26	YR06D016	10.20 ea.
Brass Cylinder & 2 Brass Keys, Tailpiece, High Stack, Premier Deadbolt, 26	YR06D106	10.20 ea.
PARA FOR RESIDENTIAL PRODUCT ONLY	MODEL NO	LIST PRICE
6-PIN		
Brass Cylinder & 2 Brass Keys, Tailpiece, High Stack, Entry Lever, 03	YR06Y303	14.60 ea.
Brass Cylinder & 2 Brass Keys, Tailpiece, High Stack, Entry Lever, 26	YR06Y306	14.60 ea.
Brass Cylinder & 2 Brass Keys, Tailpiece, High Stack, 83/820 Deadbolt, 03	YR06Y403	14.60 ea.
Brass Cylinder & 2 Brass Keys, Tailpiece, High Stack, 83/820 Deadbolt, 26	YR06Y406	14.60 ea.
Brass Cylinder & 2 Brass Keys, Tailpiece, High Stack, Premier Deadbolt, 03	YR06Y413	14.60 ea.
Brass Cylinder & 2 Brass Keys, Tailpiece, High Stack, Premier Deadbolt, 26	YR06Y416	14.60 ea.



Accessories

Rekeying

REKEYING – KEYING KITS & REKEYING PARTS



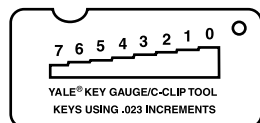
BOTTOM PIN




MASTER PIN



C-CLIP

E-CLIP
067204E-CLIP
0672D4

KEY CUT GAUGE



PLUG FOLLOWER

DESCRIPTION	QUANTITY	MODEL NO	LIST PRICE
Edge Keying Kit	Each	YR069B12	94.00
Yale KW Keying Kit	Each	YR069116	112.00
Yale SC-1 Keying Kit	Each	YR069115	94.00
KW-1 Pins			
.172 – #1 Bottom Pins	100 pieces	YR065011	6.00
.195 – #2 Bottom Pins	100 pieces	YR065012	6.00
.218 – #3 Bottom Pins	100 pieces	YR065013	6.00
.241 – #4 Bottom Pins	100 pieces	YR065014	6.00
.264 – #5 Bottom Pins	100 pieces	YR065015	6.00
.287 – #6 Bottom Pins	100 pieces	YR065016	6.00
.023 – #1 Master Pins	100 pieces	YR065001	6.00
.046 – #2 Master Pins	100 pieces	YR065002	6.00
.069 – #3 Master Pins	100 pieces	YR065003	6.00
.092 – #4 Master Pins	100 pieces	YR065004	6.00
.115 – #5 Master Pins	100 pieces	YR065005	6.00
.138 – #6 Master Pins	100 pieces	YR065006	6.00
SC-1 Pins			
.165 – #0 Bottom Pins	100 pieces	YR065600	6.00
.180 – #1 Bottom Pins	100 pieces	YR065611	6.00
.195 – #2 Bottom Pins	100 pieces	YR065612	6.00
.210 – #3 Bottom Pins	100 pieces	YR065613	6.00
.225 – #4 Bottom Pins	100 pieces	YR065614	6.00
.240 – #5 Bottom Pins	100 pieces	YR065615	6.00
.255 – #6 Bottom Pins	100 pieces	YR065616	6.00
.270 – #7 Bottom Pins	100 pieces	YR065617	6.00
.285 – #8 Bottom Pins	100 pieces	YR065618	6.00
.300 – #9 Bottom Pins	100 pieces	YR065619	6.00
.030 – #2 Master Pins	100 pieces	YR065602	6.00
.045 – #3 Master Pins	100 pieces	YR065603	6.00
.060 – #4 Master Pins	100 pieces	YR065604	6.00
.075 – #5 Master Pins	100 pieces	YR065605	6.00
.090 – #6 Master Pins	100 pieces	YR065606	6.00
.105 – #7 Master Pins	100 pieces	YR065607	6.00
.120 – #8 Master Pins	100 pieces	YR065608	6.00
.135 – #9 Master Pins	100 pieces	YR065609	6.00
Standard Top Pin	100 pieces	YR065008	6.00
Standard Top Pin (82,84 Deadbolts)	100 pieces	YR0650D8	6.00
Yale Builder Key Balls	100 pieces	YR067050	10.00
Cylinder Springs (High Stack)	100 pieces	YR067001(DBLT)	5.00
Cylinder Springs (Low Stack)	100 pieces	YR067002(ENT)	5.00
C-Clips	100 pieces	YR067201	5.00
E-Clips (#820,840,83,85 Deadbolts)	100 pieces	YR067204	8.50
E-Clips (#82,84 Deadbolts)	100 pieces	YR0672D4	8.50
E-Clips (PARA Deadbolts, Cyl 820/83)	100 pieces	YR0672Y6	11.50
E-Clips (PARA Deadbolts, Cyl Premier)	100 pieces	YR0672Y5	11.50
Spring Retainer Caps (low stack)	100 pieces	YR067101	5.50
Spring Retainer Caps (high stack)	100 pieces	YR067102	5.50
Key Cut Gauge/C-Clip Tool	Each	YR069012	5.00
Plug Follower	Each	YR069001	5.50
Universal Lockset Tailpiece	100 pieces	YR067304	19.00
Single Cylinder Tailpiece	100 pieces	YR067307	19.00
Double Cylinder Tailpiece	100 pieces	YR067308	19.00
Interconnected Cylinder Tailpiece	100 pieces	YR067307ICN	19.00

Accessories

Mounts and Samples

MOUNTS, DISPLAYS, & SAMPLES

DESCRIPTION		MODEL NO	LIST PRICE
3 Hole Mount	hold up to 3 knobs, levers, or deadbolts	YR099152A	97.00
Handleset Mount		YR099162A	97.00
Multi - Product Mount	knobs, levers, deadbolts (left); handleset (right)	YR099161	195.00
Free-standing Floor Display - 3 Panel		YR099170	1500.00
Dummy Mount	holds up to 12 dummy knobs or levers	YR099150	195.00
Yale Logo Round Label for Mount, 2.5 inch		YR099166	13.00
YH Collection Square Logo Label for Mount, 2 inch		YR099164	13.00
New Traditions Square Logo Label for Mount, 2 inch		YR099165	13.00
YE Series Square Logo Label for Mount, 2 inch		YR099167	13.00
Pivot Collection Square Logo Label for Mount, 2 inch		YR099168	13.00
Acrylic Clear Ring		YR099110	10.00
Finish Sample Rings		YR083002	20.50



The world's favorite lock since 1840

Yale Locks & Hardware

225 Episcopal Road
Berlin, CT 06037 USA
Tel 1-800-438-1951
Fax 1-800-338-0965
YaleHome.com

Yale Locks & Hardware is a division of Yale Security Inc., an ASSA ABLOY Group company. Yale®, Yale Real Living®, Assure Lock®, Look Door Viewer®, New Traditions®, and Yale Edge Series® are registered trademarks of Yale Security Inc., an ASSA ABLOY Group Company. B1L Lock™, T1L Lock™, YH Collection™, nexTouch™ and QuickShip™ are trademarks of Yale Security Inc., an ASSA ABLOY Group Company. Other products' brand names may be trademarks or registered trademarks of their respective owners and are mentioned for reference purposes only. These materials are protected under US copyright laws. All contents current at time of publication. Yale Security Inc., an ASSA ABLOY Group Company, reserves the right to change availability of any item in this price book, its design, construction and/or its materials. Copyright 2018. Yale Security Inc., an ASSA ABLOY Group Company. All rights reserved. Reproduction in whole or in part without the express written permission of Yale Security Inc., an ASSA ABLOY Group Company, is prohibited.

YALE, with its unique global reach and range of products, is the world's favorite lock.

ASSA ABLOY is the global leader in door opening solutions, dedicated to satisfying end-user needs for security, safety and convenience.

099503 5/18

ASSA ABLOY QuickShip™ Program

Order by 11:00AM(EST) and get SAME DAY SHIPPING*

*Orders requiring keying or non-standard changes will delay ship time. (examples: cylinders, latches, etc.)

RULES OF ENGAGEMENT:

- Order by 11:00 AM (EST) and the order ships the same day
- Order after 11:00 AM (EST) and the order ships the next day
- Make NO additional investment and expand your offering

ADDITIONAL CHARGES:

- Freight charge will be applied to orders less than \$150.00 (contiguous 48 states only, Alaska and Hawaii are 'plus freight')
- Yale reserves the right to limit quantities
- Net keying charges:
 - \$1.00 per cylinder for keyed-alike
 - \$3.00 for BK and MK

HOW to ORDER:

- Email QuickShip orders to: orders.yaleres@assaabloy.com
- Fax all QuickShip orders to: 877-888-2772
- Call Yale Customer Service for details: 800-438-1951

QuickShip

Look for **BOLD** prices throughout all Yale product listings for ASSA ABLOY QuickShip availability.