

Exit Devices

PRICE LIST 69PHI

EFFECTIVE: APRIL 8, 2019



Contents

GENERAL INFORMATION

Terms and Conditions	4
Quoting and Ordering	34
Limited Warranty	6
Return Authorization (RA) - Warranty	37
Return Authorization (RA) - Non Warranty	38
Fulfillment Issues	38
How to Order/Finishes/General Information	7
Forms	39
Special Weights	33

2000 APEX SERIES WIDE STILE DEVICES, TRIMS & OPTIONS

Rim Devices	8
Surface Vertical Rod Devices	9
Mortise Devices	10
Wood Door Concealed Vertical Rod Devices	13
Concealed Vertical Rod Devices	14

2000 APEX SERIES NARROW STILE DEVICES, TRIMS & OPTIONS

Rim Devices	11
Concealed Vertical Rod Devices	12
Decorative Levers	15

5000 RELIANT SERIES RELIANT DEVICES, TRIMS & OPTIONS

Rim Devices	16
Surface Vertical Rod Devices	17

100, 200, 300 OLYMPIAN SERIES OLYMPIAN DEVICES, TRIMS & OPTIONS

Rim Devices	18
Surface Vertical Rod Devices	19
Mortise Devices	20

ARM-A-DOR®

Completed Product Assemblies	21
Optional Kits	21
Deadbolts	21

TRIMS - WIDE STILE, NARROW STILE, OLYMPIAN

Pull and Lever Trims	22
----------------------	----

ELECTRICAL PRODUCTS

Door Position Monitoring Switch	26
Electric Mortise Lock	26
Exit Alarm Kits	26
Power Supplies, Control Module, Battery Backup	25
Power Transfers	26

ACCESSORIES

Dummy Touchbars, Mortise Lock, Fire Bolt Assembly, Transom Bracket, Tools, Cylinders	24
--	----

CONVERSION KITS

Cylinder Attachment Kits	32
Cylinder Dogging Kits	28
Electric Lock/Unlock Kits	26
ELR Conversion Kits	25
MLR Conversion Kit	25
Monitoring Conversion Kits	25
Q Option Retrofit Kits	25
Shim Kits	28
Trim Conversion Kits	32

COMPONENT ASSEMBLIES

Apex Wide Stile	27
Apex Narrow Stile	29
Reliant	30
Olympian	31

MISCELLANEOUS

Accessories	24
Cylinders	24
Mortise Locks	24
Mullions and Fittings	23
Screws and Fasteners	7
Security Screws	7
Sex Bolts	7
Strikes	23

TERMS AND CONDITIONS OF SALE

The terms and conditions contained herein shall govern the sale of all products located in the price catalog and/or offered for sale by dormakaba USA Inc. ("dormakaba USA"), except for those products as set forth under separate Value Added Reseller Agreements. The acceptance of any order is expressly made conditional upon your assent to these Terms and Conditions of Sale.

PRICES: dormakaba USA reserves the right, in its sole discretion, to change or amend its price list (including, but not limited to, adding or removing Products from the price list), and standard terms and conditions of sale as contained in its catalogs, price list or published sales policies, without incurring any liability whatsoever to its Customer or others. All orders will be filled at the List Price in effect at the time of order placement. All prices are subject to change without notice and are not guaranteed.

TAXES: List prices do not include federal, state or local taxes.

ORDERS: No order for Products shall be deemed to have been accepted by dormakaba USA until written notice of its acceptance is received by the Customer from dormakaba USA via an order acknowledgement. dormakaba USA reserves the right, in its sole discretion, to decline to accept any order. Purchase Orders will bind dormakaba USA only to the extent accepted by dormakaba USA's written confirmation or delivery.

dormakaba USA will attempt to fill orders in the order in which they are received, subject to prior orders. However, dormakaba USA reserves the right to allocate orders or fill an order or orders ahead of prior orders, if, in its judgment, the facts warrant such a change.

Any additional provisions in a Purchase Order, including any pre-printed terms, shall be void and not binding on dormakaba USA, unless expressly accepted by dormakaba USA. For greater certainty, the acceptance by dormakaba USA of a Purchase Order shall not be deemed acceptance of the additional terms of such Purchase Order.

dormakaba USA will accept orders via phone, email, fax or courier. dormakaba USA will send out an order acknowledgement for all orders received via email, phone or fax.

NOTE: Receipt or possession of this price catalog does not grant approval to quote or purchase products. Please contact your dormakaba USA Sales Representative for further details.

KEYING SYSTEM ORDERS: All orders of keying systems specifying delayed fulfillment must be fulfilled within twelve (12) months of the order date. Said request for fulfillment must include complete keying instructions for the order to be acknowledged with an estimated delivery date. Failure to properly request fulfillment of the order within twelve (12) months of the order date will make the order void and nonrefundable.

SPECIAL ORDERS: Any modification to a standard product configuration is considered a special order. No credits will be issued for returned special orders unless authorized by dormakaba USA Customer Service.

INCOMPLETE ORDERS: An incomplete order is one that is not fully specified according to the appropriate nomenclature required for that product. Any incomplete order will not be entered and will be referred to the appropriate dormakaba USA Sales Representative for resolution.

SAMPLES: Please contact your local dormakaba USA Sales Representative for sample requests.

MINIMUM CHARGE: The expense of handling an order necessitates a minimum charge of \$50.00 net per invoice.

CREDIT LIMITS: dormakaba USA's policy is to extend Net 30-day terms/open account combined with a credit line based on financial capacity. For all accounts dormakaba USA requires a Credit Application and Sales Tax Exempt Certificate (if applicable). dormakaba USA evaluates traditional sources of credit information: D&B, trade and bank references, financial information, and business plans. The supply of credit herein shall be at the discretion of dormakaba USA. If available information and/or financial circumstances will not support open accounts terms, dormakaba USA offers Cash in Advance and Credit Card (MasterCard or VISA) terms. dormakaba USA performs periodic reviews of credit lines and terms of payment and may request updated financial information.

dormakaba USA reserves the right to withhold delivery of Product if Customer does not meet dormakaba USA's credit requirements for the amount of Product ordered, or the amount of Product which remains unpaid (whether or not overdue) exceeds the limit established by dormakaba USA for Customer. Customer shall provide, at dormakaba USA's request, an acceptable letter of credit or guarantee or security in a form and amount determined by dormakaba USA.

If Customer shall become overdue on its account or otherwise defaults in any payment to dormakaba USA or if its financial condition shall at any time appear inadequate to warranty further shipment on an open account basis, dormakaba USA shall have the right, without liability, to refuse to accept any or all orders, to cancel any and all orders, to delay shipments, or to require advance payment before accepting or shipping any orders. All orders and all shipments are subject to approval by the dormakaba USA Credit Department.

PAYMENT TERMS: dormakaba USA standard payment terms are 2% 15, net 30 days from date of invoice.

Effective September 28, 2014, a \$45.00 convenience fee will apply to all payments made by Credit Card towards open invoices on your account. You may choose to pay by credit card by reaching out to your Credit Analyst directly in order to process payment. You can avoid paying the \$45.00 convenience fee by enrolling and paying open invoices via Billtrust Invoice Gateway (<https://secure.billtrust.com/stanleymechanical/ig/signin>) with an ACH Payment (bank transfer from checking or savings account) free of charge. Payments by check, or money order should continue to be sent directly to the remit-to address noted on invoices.

dormakaba USA shall be entitled to charge and Customer shall pay interest on overdue invoices at the rate of two percent (2%) per month calculated from the date of the invoice to the date of payment, including any attorney fees incurred by dormakaba USA resulting from the collection of such overdue payment. Customer shall pay all sums owing to dormakaba USA without any deduction or abatement and Customer shall have no right of set-off.

In the event that Customer disputes any portion of the payment due, Customer shall be obligated to pay the balance which is not the subject of dispute.

Without limiting any other rights it may have under these terms of sale and applicable law, all of dormakaba USA's obligations under this Agreement, including obligations of supply, or any Purchase Order, can be suspended or cancelled should Customer be delinquent in making payment for previously shipped Products.

INTERNATIONAL SALES:

International Resellers located outside of the United States of America who place orders are subject to and must pay by (1) Cash in Advance, (2) Confirmed Irrevocable Letter of Credit, (3) Standby Letter of Credit.

All international shipments shall be FCA (Incoterms 2010) from dormakaba USA's facility in Indianapolis, Indiana USA. dormakaba USA shall be deemed to have delivered all Products and related goods when such are put in the custody of a carrier at dormakaba USA's plant or warehouse above, at which time all title and risk of loss or damage shall pass to Customer.

May 2018

TERMS AND CONDITIONS OF SALE (continued)

SHIPPING/FREIGHT: All Products shall be shipped FOB Origin domestic or FCA International (INCOTERMS 2010) from dormakaba USA's facility in Indianapolis, Indiana USA. dormakaba USA shall be deemed to have delivered all Products and related goods when such are put in the custody of a carrier at dormakaba USA's plant or warehouse above, at which time all title, risk of loss or damage shall pass to Customer. All shipments will be made in accordance with the preferred routing, carrier assignments, and operational guidelines of dormakaba USA. Customer shall bear all costs of freight, insurance and associated costs and shall make all arrangements for same.

Single or combined shipments including dormakaba USA lock sets, exit devices, hinges and door closers will be considered for free freight with orders at or above \$5000 net (product combination must be on same purchase order). Orders less than \$5,000 will be shipped freight prepaid with shipping cost added to the invoice, including a nominal freight charge to be determined by dormakaba USA at time of shipping.

Hinge only orders will be considered for free freight with orders at or above \$750 net. Orders less than \$750 will be shipped freight prepaid with shipping cost added to the invoice, including a nominal freight charge to be determined by dormakaba USA at time of shipping.

These freight terms apply only to a single destination within the contiguous United States.

Should a shipment qualify for one of dormakaba USA's free freight programs, the Products shall be shipped FOB Origin domestic (with exception to prepaid freight) or FCA International (INCOTERMS 2010) (with exception to prepaid freight) from dormakaba USA's facility in Indianapolis, Indiana USA.

DELIVERY: Orders shall be acknowledged and given a scheduled delivery date based on estimated manufacturing lead times. Manufacturing lead time will begin once all information is received to process an order. Delivery dates given by dormakaba USA as part of order acknowledgment for accepted orders for Products or related goods will be honored by dormakaba USA on a best effort basis. Shipping dates shown on order acknowledgments are based upon dormakaba USA's estimate and cannot be guaranteed. dormakaba USA will not be liable for any loss or damage resulting from delay in filling orders, including any direct or consequential loss or damage. dormakaba USA reserves the right to make partial shipments unless the order specifies otherwise.

CHANGES/CANCELLATIONS: After orders are entered for manufacturing, changes or cancellations cannot be accepted without dormakaba USA written permission, and may be subject to a change or cancellation charge equivalent to 30% of the purchase price.

Orders for special and/or custom designed goods not immediately saleable to another customer are not changeable, cancelable, or returnable.

RETURNED GOODS: dormakaba USA Customer Service MUST authorize all returns. All goods must be returned in original packaging and be in resalable condition except for warranty returns. Use fax number 888-214-1918 for returned goods authorization only. Only goods with an invoice date of less than one (1) year will be considered for a Return Goods Authorization (RGA). All material returned to dormakaba USA, regardless of the reason, must have a correct RGA number applied to the outside of the shipping carton. A restocking charge of 30% of the purchase price will be applied to the Customer's account except for warranty returns. Transportation charges of returned goods must be prepaid by Customer. All goods must be returned within sixty (60) calendar days of RGA issue date. All goods must be returned in original packaging and be in resalable condition except for warranty returns. Product not returned in salable condition or after sixty (60) days of the RGA issue date is subject to disposal by dormakaba USA with no credit issued.

dormakaba USA cannot authorize the return of discontinued product. Under no circumstances will special order items be accepted for return, unless covered by warranty.

EXPORT REGULATIONS: Customer agrees to conform to, and abide by, the export laws and regulations of the US, including, but not limited to, the Export Administration Act of 1979 as amended and its implementing regulations. Diversion contrary to US laws and regulations is prohibited.

MASTERKEYING: Best Masterkey Code and Masterkey Service Policy can be found at www.bestaccess.com.

LIMITATION OF LIABILITY: EXCEPT AS OTHERWISE REQUIRED BY APPLICABLE LAW, dormakaba USA SHALL HAVE NO LIABILITY FOR ANY CONSEQUENTIAL, SPECIAL, INCIDENTAL, INDIRECT, EXEMPLARY, LIQUIDATED OR PUNITIVE DAMAGES, INCLUDING, WITHOUT LIMITATION, LOST PROFITS, COSTS OF DELAY, ANY FAILURE OF DELIVERY, OR BUSINESS INTERRUPTION, REGARDLESS OF WHETHER THE CLAIM GIVING RISE TO SUCH DAMAGES IS BASED UPON BREACH OF WARRANTY, BREACH OF CONTRACT, TORT (INCLUDING NEGLIGENCE OR STRICT LIABILITY), PRODUCT LIABILITY, OR OTHERWISE, EVEN IF dormakaba USA HAS BEEN ADVISED OF THE POSSIBILITY THEREOF. TO THE MAXIMUM EXTENT PERMITTED BY APPLICABLE LAW, IN NO EVENT WILL dormakaba USA'S TOTAL AGGREGATE LIABILITY TO CUSTOMER, UNDER ANY LEGAL THEORY, WHETHER IN CONTRACT, TORT (INCLUDING NEGLIGENCE OR STRICT LIABILITY), PRODUCT LIABILITY, INFRINGEMENT OF OR DAMAGE TO ANY PATENT, COPYRIGHT, TRADEMARK, OR OTHER INTELLECTUAL PROPERTY RIGHTS OF ANY PERSON OR ENTITY, OR OTHERWISE IN RELATION TO THE SALE OF dormakaba USA PRODUCTS TO CUSTOMER, EXCEED THE AGGREGATE OF THE AMOUNT PAID OR PAYABLE TO dormakaba USA BY CUSTOMER FOR THE ORDER GIVING RISE TO THE ALLEGED LIABILITY.

LIMITED WARRANTY: The terms and conditions outlined above are subject to dormakaba USA's Limited Warranty, which is included in the Price Catalog and is incorporated herein by reference. Upon return of a defective product, dormakaba USA shall either repair or replace the product, in its sole discretion, in accordance with our standard warranty.

EXCEPT AS SET FORTH HEREIN, dormakaba USA MAKES NO WARRANTIES, EXPRESSED OR IMPLIED, AND BUYER ACKNOWLEDGES THAT NO REPRESENTATIONS, WARRANTIES, PROMISES OR STATEMENTS HAVE BEEN MADE BY dormakaba USA, WITH RESPECT TO THIS PRODUCT, OR ANY PART OR PORTION THEREOF. IN ADDITION, dormakaba USA MAKES NO WARRANTY OF MERCHANTABILITY OR FITNESS FOR A PARTICULAR PURPOSE OF THIS PRODUCT OR ANY PART OR PORTION THEREOF, FOR ANY PURPOSE, NOR ANY WARRANTY WHICH EXTENDS BEYOND THE DESCRIPTION ON THE FACE HEREOF. dormakaba USA SHALL NOT, IN ANY EVENT, BE LIABLE FOR ANY CONSEQUENTIAL OR INCIDENTAL DAMAGES SUFFERED BY BUYER OR ANYONE CLAIMING BY, THROUGH OR UNDER BUYER, AS A RESULT OF THE CONDITION OF THIS PRODUCT, OR ANY PART OR PORTION THEREOF, AND THERE ARE NO ORAL OR WRITTEN UNDERTAKINGS OR AGREEMENTS OF ANY TYPE PROVIDED BY dormakaba USA EXCEPT AS EXPRESSLY SET FORTH HEREIN. SOME STATES DO NOT ALLOW LIMITATIONS ON HOW LONG AN IMPLIED WARRANTY LASTS OR PROHIBIT THE EXCLUSION OR LIMITATION OF INCIDENTAL OR CONSEQUENTIAL DAMAGES, SO THE ABOVE LIMITATION AND EXCLUSIONS MAY NOT APPLY IN YOUR STATE.

GOVERNING LAW: These Terms and Conditions of Sale and any subsequent sales agreements between dormakaba USA and Customer shall be construed in accordance with the laws of the State of Indiana. The United Nations Convention on Contracts for the International Sale of Goods shall not apply to this Agreement.

May 2018



LIMITED WARRANTY

What is Covered: dormakaba USA Inc. ("dormakaba USA") warrants that all Products manufactured by dormakaba USA and sold under its trade name "PRECISION HARDWARE" are free of defects in materials and workmanship as outlined below. The sole and exclusive liability of dormakaba USA under this warranty is limited to the repair or replacement of any Product or component part covered by the warranty at the sole discretion of dormakaba USA.

Who is Covered: This warranty is extended only to Seller's distributors of products and the end user who purchases products for purposes other than resale (collectively, "Purchaser").

Hardware Warranty Period:

- Apex, Arm-A-Door, Reliant, Olympian Series (3, 4, 5R Exit Devices) **mechanical products** shall be warranted for five (5) years from the date of sale.
- Apex, Arm-A-Door, Reliant, Olympian Series (3, 4, 5R Exit Devices) **electrical products** shall be warranted for one (1) year from the date of sale.
- RM Mullions (811 & 822 Series) shall be warranted for five (5) years from date of sale.
- Finishes shall be warranted for three (3) years from the date of sale excluding US10B/613 "Oil Rubbed Bronze" finish.

Wi-Q™ Technology and Offline Series:

- dormakaba USA warrants that all software shall be free from defects in materials and workmanship and will function in substantial accordance to the specifications for a period of one (1) year from the date of installation.
- Specific Limitations: This warranty does not cover any post-sales technical support under the following circumstances:
 - Problems caused by misuse of software or hardware
 - Failure to provide a network connection or site phone line for a modem connection, if deemed necessary by dormakaba USA
 - Technical support for network software products
 - Technical support for software installed on computer hardware or computer operating system that is no longer commercially available for purchase.

Warranty Claims: Any Products believed to be defective as covered by this warranty may not be returned without prior written Returned Materials Authorization (RMA) from dormakaba USA Product Support (855) 365-2407 covering specific items and quantities within thirty (30) days from the discovery of the alleged defect(s). dormakaba USA will inform the purchaser where to ship said Product(s), shipping charges prepaid by you, for examination. In the event such examination reveals a defect covered by this warranty; dormakaba USA will, at its sole option, repair or replace the Product, and return it or its replacement to the purchaser, with charges only for shipping.

Exclusions: This warranty specifically excludes, and dormakaba USA shall not be held responsible for the following:

- a) **COSTS ASSOCIATED WITH INSTALLING, REMOVING OR REINSTALLATION OF THE PRODUCT.**
- b) Damage caused by Product malfunction or failure attributable to acts of God.
- c) Improper use or installation.
- d) Poor or no maintenance.
- e) Work performed by someone other than an Authorized dormakaba USA technician.
- f) Failure to follow dormakaba USA's operating instructions or environmental specifications.
- g) Incorrect application, modification, vandalism, erosion or corrosion, shipping and/or handling, improper storage, accident, misuse, abuse or any other cause not within the control of dormakaba USA.
- h) This warranty is void if any modification is made to the warranted product, regardless of whether the modification causes or contributes to the alleged defect. All modifications are made at the risk and expense of the party making the modifications.
- i) dormakaba USA shall not be liable for any repairs, replacements, or adjustments to the product or any costs of labor performed by the Purchaser or others without dormakaba USA's prior written approval.
- j) dormakaba USA provides no warranty or guarantee that its cores and/or cylinders will function properly or be mechanically compatible with products not manufactured by dormakaba USA.
- k) The US10B/613 finish is considered to be a living finish that will change over time with use and age and is expressly excluded from this warranty. The finish changes that occur are indicative of normal wear and tear and reflect the essence of a living finish. The finish changes are not considered manufacturing defects and are not covered by this warranty.

Third Party Warranty: Except as otherwise provided above, dormakaba USA makes no warranty, express or implied, with regard to third party hardware or software and expressly disclaims the implied warranties or conditions of merchantability or merchantable quality, fitness for a particular purpose, title, infringement and those arising by statute or otherwise in law. Customer's sole recourse for warranty claims is with the manufacturer of the Product. However, dormakaba USA agrees to pass through any third party warranty that dormakaba USA receives from the manufacturer of the Products to Purchaser. The extent of any third party warranty details, terms and conditions, remedies and procedures may be expressly stated on, or packaged with, or otherwise accompanying the Products.

LIMITATION OF WARRANTIES: THIS WARRANTY IS GIVEN EXPRESSLY AND IN PLACE OF ALL OTHER WARRANTIES, EXPRESS OR IMPLIED, INCLUDING ANY IMPLIED WARRANTIES OF MERCHANTABILITY OR FITNESS FOR PARTICULAR PURPOSE. THERE ARE NO UNDERSTANDINGS, AGREEMENTS, REPRESENTATIONS, OR WARRANTIES NOT SPECIFIED HEREIN.

dormakaba USA SHALL NOT, IN ANY EVENT, BE LIABLE FOR ANY CONSEQUENTIAL, INCIDENTAL, INDIRECT, SPECIAL OR PUNITIVE DAMAGES SUFFERED BY PURCHASER OR ANYONE CLAIMING BY, THROUGH OR UNDER PURCHASER, AS A RESULT OF THE CONDITION OF THIS PRODUCT, OR ANY PART OR PORTION THEREOF.

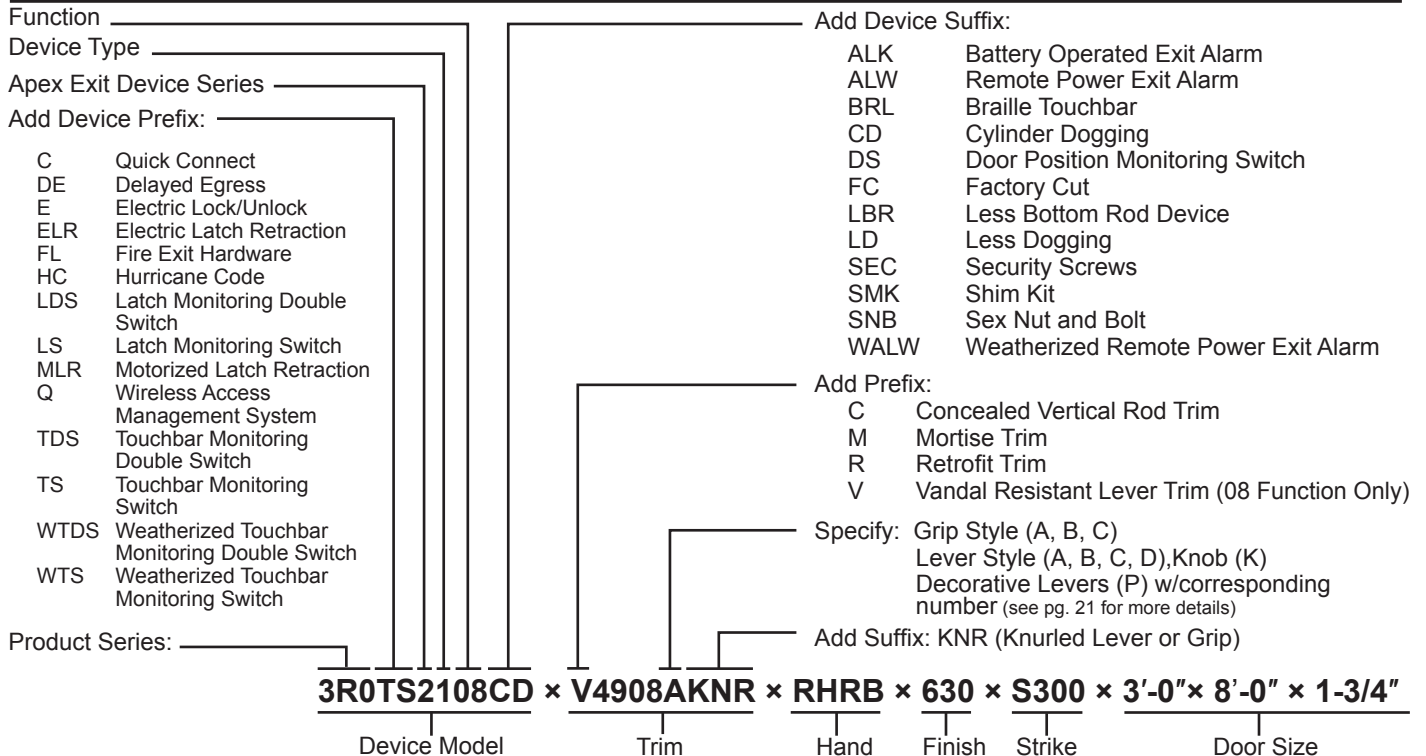
SOME STATES DO NOT ALLOW LIMITATIONS ON HOW LONG AN IMPLIED WARRANTY LASTS OR PROHIBIT THE EXCLUSION OR LIMITATION OF INCIDENTAL OR CONSEQUENTIAL DAMAGES, SO THE ABOVE LIMITATION AND EXCLUSIONS MAY NOT APPLY IN YOUR STATE.

THIS WARRANTY IS GOVERNED BY THE LAW OF THE STATE OF INDIANA WITHOUT REGARD TO ITS CONFLICTS OF LAW PRINCIPLES. dormakaba USA AND PURCHASER AGREE THAT THE UNITED NATIONS CONVENTION ON CONTRACTS FOR THE INTERNATIONAL SALE OF GOODS SHALL NOT APPLY TO SALE OF THE PRODUCTS COVERED BY THIS WARRANTY.

May 2018

How to Order / Finishes / General Information

HOW TO ORDER



DEVICE ONLY: List quantity, device model w/function, hand, finish, strike, and door size including thickness.

Note: For greater exit device mounting heights, see extended bottom rods (pages 35, 36, 37 & 38)

FINISHES

For standard finishes in each series, see individual product pages. For other finishes, consult factory.

BHMA	US	DESCRIPTION
600*	USP	Primed for Paint
605	US3	Bright Brass, Clear Coated
606	US4	Satin Brass, Clear Coated
612	US10	Satin Bronze, Clear Coated
613	US10B	Satin Bronze, Oxidized, Oil Rubbed
622		Powder Coat Black
625	US26	Bright Chrome Plated
626W		Weatherized Satin Chrome
628	US28	Satin Aluminum, Clear Anodized
630	US32D	Satin Stainless Steel
630AM		Satin Stainless Steel with UltraShield™ Antimicrobial coating
689*	---	Aluminum Paint / Powder Coat
690		Powder Coat Dark Bronze
695*	---	Dark Bronze Paint / Powder Coat

UltraShield™ Antimicrobial finish coating option available to Apex Exit Devices & Trims. 630AM list price add \$65.00 Exit Devices, \$26.00 Trims

SPLIT FINISHES

When split finish is specified, the finish listed first is for outside trim. To obtain proper list price, add "Device Only" price (see specific device page), to appropriate "Trim" price (pag. 29). *Mullion finishes 689 & 695 finishes for Reliant series exit devices.

DEVICES FOR DOOR WIDTHS

Stock Size for 3'-0" or 4'-0" wide door is available for all series of

devices. Stock Size for 2'-0" to 2'-6" wide door is also available for Apex wide stile only. For factory cutting add \$15 list per device cutting charge. Please provide cut required details. Factory cuts limit product option capatibility.

DOOR THICKNESS

Rim and Surface Vertical Rod exit device accommodates doors ranging from 1 3/4" – 2 1/4" Mortise and Concealed Vertical Rod exit devices accommodate 1 3/4" thick doors. For applications exceeding the door thickness referenced above, please consult Product Support. Additional charges will apply.

FASTENERS

Furnished standard with machine screws and full thread wood/sheet metal screws. Specify Sex Nuts and Bolts "SNB" where recommended or required by the door manufacturer.

SEX NUTS & BOLTS (Not furnished standard)

1/4-20 Thread – When used with top & bottom surface vertical rod latches: (Part # 02399-91 x Finish).

10-24 Thread – When used with end cap bracket, active case and rod guides: (Part # 02408-91 x Finish). If Sex Nuts and Bolts are required, see individual device pages for quantity required and pricing. To order separately, specify "SNB" × Finish. List price \$12 each.

SECURITY SCREWS

All exposed screws will be Torx® pin tamper resistant machine screws. Specify "SEC" Security Screws. If Security Screws are specified see individual device pages for the price.

2100

3R0 – Apex Rim – Reversible, Wide Stile



Pull Trim:



Lever/Knob Trim:



OUTSIDE FUNCTION	DEVICE × TRIM	628	606, 612 613, 622, 630, 690	626W Weatherized	605 625
PULL TRIM:					
01 Exit only, cover plate	2101 × 1701	1469	1693	1852	1892
02 Exit only, dummy trim	2102 × 1702A	1636	1860	2019	2067
03 Key retracts latchbolt	2103 × 1703A				
05 Key controls thumb piece	2105 × 1705A	1748	1972	2131	2181
15 Thumb piece always active	2115 × 1715A				
(Devices with 2000C Series Trim are the same price)					
LEVER/KNOB TRIM:					
01 Exit only, cover plate	2101 × 4901	1518	1742	1901	1939
02 Exit only, dummy trim	2102 × 4902A	1851	2075	2234	2358
03 Key retracts latchbolt	2103 × 4903A				
08 Key controls lever/knob	2108 × 4908A				
08 Key controls lever	2108 × V4908A	1975	2199	2358	2483
14 Lever/knob always active	2114 × 4914A				
10 Inside key controls lever/knob	2110 × 4908A				
Outside key retracts latchbolt	2110 × V4908A	2318	2544	2730	2855
10 Inside key controls lever/knob	2110 × 4914A				
DEVICE ONLY:					
01, 02, 03, 05, 08, 14, 15	21, 2101, 2102, 2103*, 2105, 2108, 2114, 2115	1353	1577	1736	1736
*2103 Device × Cylinder Only Application includes Cylinder Attachment Kit "CA-03"					
E Elec. Device	E2103 × 4908A	2586	2810	2969	3094
Electric Lock/Unlock Outside Trim	E2103 × V4908A				
FL Fire Rated Hardware Specify prefix "FL" (e.g. FL2103) Dogging option NOT available Add 180.00					

Options

PREFIX (ADD TO DEVICE #)	ADD
C Pre-Terminated Quick Connect Plug **	N/C
DE Delayed Egress: REQUIRES PS161-6 Power Supply (page 31)	1667
E Electric Lock/Unlock with Lock/Unlock monitoring (see above)	-
ELR Electric Latch Retraction: REQUIRES ELR150 Series Power Supply (pg. 32)	834
HC Hurricane Code Device	38
LDS Latchbolt Monitoring Double Switch	280
LS Latchbolt Monitoring Switch	230
MLR Motorized Latch Retraction	900
Q Wireless Access Management System	504
TDS Touchbar Monitoring Double Switch	289
TS Touchbar Monitoring Switch	237
WTDS Weatherized Touchbar Monitoring Double Switch	419
WTS Weatherized Touchbar Monitoring Switch	335

SUFFIX (ADD TO DEVICE #)	ADD
ALK Exit Alarm: battery operated kit (9V battery included)	598
ALW Exit Alarm: remote power kit (12 or 24 VDC)	598
BRL Braille Touchbar	100
CD Cylinder Dogging: 1-1/4" Mortise Cylinder not included	90
DS Door Position Monitoring Switch	125
FC Factory Cut	15
LD Less Dogging	40
SEC Security Screws	52
SNB Sex Nut and Bolt (6 req'd) without Trim	72
SNB Sex Nut and Bolt (2 req'd) with Trim	24
WALW Weatherized Exit Alarm: Remote power (24 VDC)	777

NOTES: • UltraShield™ Antimicrobial finish coating option available to Apex Exit Devices & Trims.

- 630AM list price for Exit Devices Add 65.00
- 630AM list price for Trims Add 26.00

- Devices for Retrofit Applications prefix Trim with the letter "R" (e.g. R4908A).
- Devices are priced less cylinders. If cylinder is required please see cylinders on pg. 30.
- Devices for 3'-0" door are furnished standard.
- Devices for 2'-6" & 4'-0" doors are available at no extra charge.
- ** See Stanley Hinges & Door Accessories price book for Wire Harness product
- Warranty is voided for Non-weathered electrical options used on applications exposed to the elements

SPLIT FINISHES: When split finish is specified, the finish listed first is for outside trim. To obtain proper list price, add "Device Only" price to appropriate "Trim" price.

TO ORDER:

Specify: Device No. with options × Trim × Hand × Finish × Door Width, Height and Thickness.

2200

3R0 – Apex Surface Vertical Rod – Reversible, Wide Stile



Pull Trim:



Lever/Knob Trim:



OUTSIDE FUNCTION

DEVICE × TRIM

628

606, 612
613, 622,
630, 690

626W
Weatherized

605
625

PULL TRIM:

01 Exit only, cover plate	2201 × 1701	2063	2299	2481	2521
02 Exit only, dummy trim	2202 × 1702A	2230	2466	2648	2696
03 Key retracts latchbolt	2203 × 1703A				
05 Key controls thumb piece	2205 × 1705A	2342	2578	2760	2810
15 Thumb piece always active	2215 × 1715A				

(Devices with 2000C Series Trim are the same price)

LEVER/KNOB TRIM:

01 Exit only, cover plate	2201 × 4901	2112	2348	2530	2568
02 Exit only, dummy trim	2202 × 4902A	2445	2681	2863	2987
03 Key retracts latchbolt	2203 × 4903A				
08 Key controls lever/knob	2208 × 4908A				
08 Key controls lever	2208 × V4908A	2569	2805	2987	3112
14 Lever/knob always active	2214 × 4914A				

DEVICE ONLY:

01, 02, 03, 05, 08, 14, 15	22, 2201, 2202, 2203*, 2205, 2208, 2214, 2215	1947	2183	2365	2365
----------------------------	--	------	------	------	------

* 2203 Device × Cylinder Only Application includes Cylinder Attachment Kit "CA-03"

E Elec. Device (see above)	E2203 × 4908A	3417	3653	3835	3960
----------------------------	---------------	------	------	------	------

FL Fire Rated Hardware Specify prefix "FL" (e.g. FL2103) Dogging option NOT available

Add 180.00

Options

PREFIX (ADD TO DEVICE #)	ADD
C Pre-Terminated Quick Connect Plug **	N/C
DE Delayed Egress: REQUIRES PS161-6 Power Supply (pg. 32)*	1667
ELR Electric Latch Retraction: REQUIRES ELR150 Series Power Supply (pg 23)	834
HC Hurricane Code Device	38
LS Latchbolt Monitoring Switch	230
MLR Motorized Latch Retraction	900
Q Wireless Access Management System	504
TDS Touchbar Monitoring Double Switch	289
TS Touchbar Monitoring Switch	237
WTDS Weatherized Touchbar Monitoring Double Switch	419
WTS Weatherized Touchbar Monitoring Switch	335

SUFFIX (ADD TO DEVICE #)	ADD
ALK Exit Alarm: battery operated kit (9V battery included)	598
ALW Exit Alarm: remote power kit (12 or 24 VDC)	598
BRL Braille Touchbar	100
CD Cylinder Dogging: 1-1/4" Mortise Cylinder not included	90
DS Door Position Monitoring Switch	125
FC Factory Cut	15
LBR Less Bottom Rod (no extra charge)	-
LD Less Dogging	40
SEC Security Screws	52
SNB SNB Sex Nut and Bolt (10 req'd - not including rod guides) without Trim	120
SNB SNB Sex Nut and Bolt (8 req'd - not including rod guides) LBR Device without Trim	96
SNB SNB Sex Nut and Bolt (6 req'd - not including rod guides) with Trim	72
SNB SNB Sex Nut and Bolt (4 req'd - not including rod guides) LBR Device with Trim	48
TMB Transom Bracket	63
WALW Weatherized Exit Alarm: remote power (24 VDC)	777

NOTES: • UltraShield™ Antimicrobial finish coating option available to Apex Exit Devices & Trims.

- 630AM list price for Exit Devices Add 65.00

- 630AM list price for Trims Add 26.00

• Devices for Retrofit Applications prefix Trim with the letter "R" (e.g. R4908A).

• Devices are priced less cylinders. If cylinder is required please see cylinders on pg. 30.

• Devices for 3'-0" door are furnished standard.

• Devices for 2'-6" & 4'-0" doors are available at no extra charge.

• Top Rod for 7'-0" high door is furnished standard.

• Top Rod for 8'-0" to 12'-0" high door is available at no extra charge. (See catalog for fire rating).

• Warranty is voided for Non-weathered electrical options used on applications exposed to the elements

* Rod and Latch Guards provided by others

** See Stanley Hinges & Door Accessories price book for Wire Harness

SPLIT FINISHES: When split finish is specified, the finish listed first is for outside trim. To obtain proper list price, add "Device Only" price to appropriate "Trim" price.

TO ORDER:

Specify: Device No. with options × Trim × Hand × Finish × Door Width, Height and Thickness.

2300

3R0 – Apex Mortise - Handed, Wide Stile



Pull Trim:



Lever/Knob Trim:



OUTSIDE FUNCTION

DEVICE × TRIM

628

606, 612
613, 622,
630, 690

626W
Weatherized

605
625

PULL TRIM:

01 Exit only, cover plate	2301 × 1701	2029	2267	2444	2484
02 Exit only, dummy trim	2302 × 1702A	2196	2434	2611	2659
03 Key retracts latchbolt	2303 × 1703A				
05 Key controls thumb piece	2305 × M1705A	2308	2546	2723	2773
15 Thumb piece always active	2315 × M1715A				

(Devices with M2000C Series Trim are the same price)

LEVER/KNOB TRIM:

01 Exit only, cover plate	2301 × 4901	2078	2316	2493	2531
02 Exit only, dummy trim	2302 × 4902A	2411	2649	2826	2950
03 Key retracts latchbolt	2303 × M4903A				
08 Key controls lever/knob	2308 × M4908A				
08 Key controls lever	2308 × VM4908A	2535	2773	2950	3075
14 Lever/knob always active	2314 × M4914A				
10 Inside key controls lever/knob	2310 × M4908A				
Outside key retracts latchbolt	2310 × VM4908A	2878	3118	3322	3447
10 Inside key controls lever/knob	2310 × M4914A				

DEVICE ONLY:

01, 02, 03, 05, 08, 14, 15	2301, 2302, 2303*, 2305, 2308, 2314, 2315	1913	2151	2328	2328
E Elec. Device	E2303 × M4908A	3186	3424	3601	3726
Electric Lock/Unlock Outside Trim	E2303 × VM4908A				

FL Fire Rated Hardware Specify prefix "FL" (eg FL2303) Dogging option NOT available

Add 180.00

Options

PREFIX (ADD TO DEVICE #)	ADD
C Pre-Terminated Quick Connect Plug **	N/C
DE Delayed Egress: REQUIRES PS161-6 Power Supply (pg. 32)	1667
E Electric Lock/Unlock with Lock/Unlock monitoring (see above)	-
ELR Electric Latch Retraction: REQUIRES ELR150 Series Power Supply (pg. 32)	834
HC Hurricane Code Device	38
LS Latchbolt Monitoring Switch	230
MLR Motorized Latch Retraction	900
TDS Touchbar Monitoring Double Switch	289
TS Touchbar Monitoring Switch	237
WTDS WeatherizedTouchbar Monitoring Double Switch	419
WTS Weatherized Touchbar Monitoring Switch	335

SUFFIX (ADD TO DEVICE #)	ADD
ALK Exit Alarm: battery operated kit (9V battery included)	598
ALW Exit Alarm: remote power kit (12 or 24 VDC)	598
BRL Braille Touchbar	100
CD Cylinder Dogging: 1-1/4" Mortise Cylinder not included	90
DS Door Position Monitoring Switch	125
FC Factory Cut	15
LD Less Dogging	40
SEC Security Screws	52
SNB Sex Nut and Bolt (6 req'd) without Trim	72
SNB Sex Nut and Bolt (2 req'd) with Trim	24
WALW Weatherized Exit Alarm: remote power (24 VDC)	777

NOTES: • UltraShield™ Antimicrobial finish coating option available to Apex Exit Devices & Trims.

- 630AM list price for Exit Devices Add 65.00

- 630AM list price for Trims Add 26.00

• Devices are priced less cylinders. If cylinder is required please see cylinders on pg. 30.

• Devices for 3'-0" door are furnished standard.

• For mortise lock body ONLY see page 29.

• Warranty is voided for Non-weathered electrical options used on applications exposed to the elements

For 2'-6" & 4'-0" doors are available at no extra charge.

** See Stanley Hinges & Door Accessories price book for Wire Harness product

SPLIT FINISHES: When split finish is specified, the finish listed first is for outside trim. To obtain proper list price, add "Device Only" price to appropriate "Trim" price.

TO ORDER:

Specify: Device No. with options × Trim × Hand × Finish × Door Width, Height and Thickness.

2400

3R0 – Apex Rim - Non Handed, Narrow Stile



Pull Trim:



Lever/Knob Trim:



OUTSIDE FUNCTION	DEVICE × TRIM	628	606, 612 613, 622, 630, 690	626W Weatherized	605 625
PULL TRIM:					
01 Exit only, cover plate	2401 × 2001	1641	1874	2044	2084
02 Exit only, dummy trim	2402 × 2002C	1808	2041	2211	2259
03 Key retracts latchbolt	2403 × 2003C				
LEVER TRIM:					
01 Exit only, cover plate	2401 × 2901	1690	1923	2093	2131
02 Exit only, dummy trim	2402 × 2902A	2023	2256	2426	2550
03 Key retracts latchbolt	2403 × 2903A				
08 Key controls lever	2408 × 2908A	2147	2380	2550	2675
14 Lever always active	2414 × 2914A				
DEVICE ONLY:					
01, 02, 03, 08, 14	2401, 2402, 2403*, 2408, 2414	1525	1758	1928	1928
* 2403 Device × Cylinder Only Application includes Cylinder Attachment Kit "NCA-03".					
FL Fire Rated Hardware Specify prefix "FL" (eg FL2403) Dogging option NOT available					Add 180.00

Options

PREFIX (ADD TO DEVICE #)	ADD
C Pre-Terminated Quick Connect Plug **	N/C
DE Delayed Egress: REQUIRES PS161-6 Power Supply (pg. 32)	1667
ELR Electric Latch Retraction: REQUIRES ELR150 Series Power Supply (pg. 32)	834
MLR Motorized Latch Retraction	900
TDS Touchbar Monitoring Double Switch	289
TS Touchbar Monitoring Switch	237
WTDS Weatherized Touchbar Monitoring Double Switch	419
WTS Weatherized Touchbar Monitoring Switch	335

- NOTES:**
- UltraShield™ Antimicrobial finish coating option available to Apex Exit Devices & Trims.
 - 630AM list price for Exit Devices Add 65.00
 - 630AM list price for Trims Add 26.00
 - Devices are priced less cylinders. If cylinder is required please see cylinders on pg. 30.
 - Warranty is voided for Non-weathered electrical options used on applications exposed to the elements

SUFFIX (ADD TO DEVICE #)	ADD
ALK Exit Alarm: battery operated kit (9V battery included)	598
ALW Exit Alarm: remote power kit (12 or 24 VDC)	598
BRL Braille Touchbar	100
CD Cylinder Dogging: 1-1/4" Mortise Cylinder not included	90
DS Door Position Monitoring Switch	125
FC Factory Cut	15
LD Less Dogging	40
SEC Security Screws	52
SNB SNB Sex Nut and Bolt (4 req'd) without Trim	48
SN B SNB Sex Nut and Bolt (2 req'd) with Trim	24
WALW Weatherized Exit Alarm: remote power (24 VDC)	777

- 2403 × 2903A Device uses Rim Cylinder, 2408 × 2908A Device uses Mortise Cylinder.
- Devices for 3'-0" door are furnished standard.
- Devices for 4'-0" doors are available at no extra charge.
- ** See Stanley Hinges & Door Accessories price book for Wire Harness product

SPLIT FINISHES: When split finish is specified, the finish listed first is for outside trim. To obtain proper list price, add "Device Only" price to appropriate "Trim" price.

TO ORDER:

Specify: Device No. with options × Trim × Hand × Finish × Door Width, Height and Thickness.

2600

3R0 – Apex Concealed Vertical Rod - Non Handed, Narrow Stile



Pull Trim:



OUTSIDE FUNCTION	DEVICE × TRIM	628	606, 612 613, 622, 630, 690	626W Weatherized	605 625
LEVER TRIM:					
01 Exit only, cover plate	2601 × 2901	2412	2660	2847	2885
02 Exit only, dummy trim	2602 × 2902A	2745	2993	3180	3304
03 Key retracts latchbolt	2603 × 2903A				
08 Key controls lever	2608 × 2908A	2869	3117	3304	3429
14 Lever always active	2614 × 2914A				
DEVICE ONLY:					
01, 02, 03, 08, 14	2601, 2602, 2603*, 2608, 2614	2247	2495	2682	2682
*2603 Device × Cylinder Only Application includes Cylinder Attachment Kit "NCA-03"					

FL Fire Rated Hardware Specify prefix "FL" (e.g. FL2603) Dogging option NOT available

Add 180.00

Options

PREFIX (ADD TO DEVICE #)	ADD
C Pre-Terminated Quick Connect Plug **	N/C
DE Delayed Egress: REQUIRES PS161-6 Power Supply (pg. 32)	1667
ELR Electric Latch Retraction: REQUIRES ELR150 Series Power Supply (pg. 32)	834
MLR Motorized Latch Retraction	900
TDS Touchbar Monitoring Double Switch	289
TS Touchbar Monitoring Switch	237
WTDS Weatherized Touchbar Monitoring Double Switch	419
WTS Weatherized Touchbar Monitoring Switch	335

SUFFIX (ADD TO DEVICE #)	ADD
ALK Exit Alarm: battery operated kit (9V battery included)	598
ALW Exit Alarm: remote power kit (12 or 24 VDC)	598
BRL Braille Touchbar	100
CD Cylinder Dogging: 1-1/4" Mortise Cylinder not included	90
DS Door Position Monitoring Switch	125
FC Factory Cut	15
LBR Less Bottom Rod (no extra charge)	-
LD Less Dogging	40
SEC Security Screws	52
SNB SNB Sex Nut and Bolt (4 req'd) without Trim	48
SNB SNB Sex Nut and Bolt (2 req'd) with Trim	24
WALW Weatherized Exit Alarm: remote power (24 VDC)	777

- NOTES:**
- UltraShield™ Antimicrobial finish coating option available to Apex Exit Devices & Trims.
 - 630AM list price for Exit Devices Add 65.00
 - 630AM list price for Trims Add 26.00
 - Devices are priced less cylinders. If cylinder is required please see cylinders on pg. 30.
 - 2603 × 2903A Device uses Rim Cylinder, 2608 × 2908A Device uses Mortise Cylinder.
 - Warranty is voided for Non-weathered electrical options used on applications exposed to the elements
 - Devices for 3'-0" door are furnished standard.

- Devices for 2'-6" & 4'-0" doors are available at no extra charge.
- Top Rod for 6'-8" to 8'-0" high door is furnished standard.
- Top Rod for 8'-0" to 10'-0" high door is available at no extra charge. (See catalog for fire rating).

** See Stanley Hinges & Door Accessories price book for Wire Harness product

SPLIT FINISHES: When split finish is specified, the finish listed first is for outside trim. To obtain proper list price, add "Device Only" price to appropriate "Trim" price.

TO ORDER:

Specify: Device No. with options × Trim × Hand × Finish × Door Width, Height and Thickness.

2700

3R0 – Apex Wood Door Concealed Vertical Rod - Reversible, Wide Stile



Pull Trim:



Lever/Knob Trim:



OUTSIDE FUNCTION	DEVICE × TRIM	628	606, 612 613, 622, 630, 690	626W Weatherized	605 625
PULL TRIM:					
01 Exit only, cover plate	2701 × 1701	2525	2773	2970	3010
02 Exit only, dummy trim	2702 × 1702A	2692	2940	3137	3185
03 Key retracts latchbolt	2703 × 1703A				
05 Key controls thumb piece	2705 × 1705A	2804	3052	3249	3299
15 Thumb piece always active	2715 × 1715A				
LEVER/KNOB TRIM:					
01 Exit only, cover plate	2701 × 4901	2574	2822	3019	3057
02 Exit only, dummy trim	2702 × 4902A	2907	3155	3352	3476
03 Key retracts latchbolt	2703 × 4903A				
08 Key controls lever/knob	2708 × 4908A				
08 Key controls lever	2708 × V4908A	3031	3279	3476	3601
14 Lever/knob always active	2714 × 4914A				
DEVICE ONLY:					
01, 02, 03, 05, 08, 14, 15	2701, 2702, 2705, 2708, 2714, 2715	2409	2657	2854	2854
E Elec. Device	E2703 × 4908A	3872	4120	4317	4442
Electric Lock/Unlock Outside Trim	E2703 × V4908A				
FL Fire Rated Hardware Specify prefix "FL" (e.g. FL2703) Dogging option NOT available					Add 180.00

Options

PREFIX (ADD TO DEVICE #)	ADD
C Pre-Terminated Quick Connect Plug **	N/C
DE Delayed Egress: REQUIRES PS161-6 Power Supply (pg. 32)	1667
ELR Electric Latch Retraction: REQUIRES ELR150 Series Power Supply (pg. 32)	834
LS Latchbolt Monitoring Switch	230
MLR Motorized Latch Retraction	900
Q Wireless Access Management System	504
TDS Touchbar Monitoring Double Switch	289
TS Touchbar Monitoring Switch	237
WTDS Weatherized Touchbar Monitoring Double Switch	419
WTS Weatherized Touchbar Monitoring Switch	335

SUFFIX (ADD TO DEVICE #)	ADD
ALK Exit Alarm: battery operated kit (9V battery included)	598
ALW Exit Alarm: remote power kit (12 or 24 VDC)	598
BRL Braille Touchbar	100
CD Cylinder Dogging: 1-1/4" Mortise Cylinder not included	90
DS Door Position Monitoring Switch	125
FC Factory Cut	15
LBR Less Bottom Rod (no extra charge)	-
LD Less Dogging	40
SEC Security Screws	52
SNB SNB Sex Nut and Bolt (6 req'd) without Trim	72
SNB SNB Sex Nut and Bolt (2 req'd) with Trim	24
WALW Weatherized Exit Alarm: remote power (24 VDC)	777

- NOTES:**
- UltraShield™ Antimicrobial finish coating option available to Apex Exit Devices & Trims.
 - 630AM list price for Exit Devices Add 65.00
 - 630AM list price for Trims Add 26.00
 - Devices for Retrofit Applications prefix Trim with the letter "R" (e.g. R4908A).
 - Devices are priced less cylinders. If cylinder is required please see cylinders on page 30.

- Devices for 3'-0" door are furnished standard.
 - Devices for 2'-6" & 4'-0" doors are available at no extra charge.
 - Top Rod for 6'-8" to 8'-0" high door is furnished standard.
 - Top Rod for 8'-1" to 10'-0" high door is available at no extra charge. (See catalog for fire rating).
 - Warranty is voided for Non-weathered electrical options used on applications exposed to the elements
- ** See Stanley Hinges & Door Accessories price book for Wire Harness product

SPLIT FINISHES: When split finish is specified, the finish listed first is for outside trim. To obtain proper list price, add "Device Only" price to appropriate "Trim" price.

TO ORDER:

Specify: Device No. with options × Trim × Hand × Finish × Door Width, Height and Thickness.

2800

3R0 – Apex Concealed Vertical Rod - Reversible, Wide Stile



Pull Trim:



Lever/Knob Trim:



Cast Plate:



OUTSIDE FUNCTION		DEVICE × TRIM	628	606, 612 613, 622, 630, 690	626W Weatherized	605 625
PULL TRIM:						
01	Exit only, cover plate	2801 × 1701	2234	2478	2664	2704
02	Exit only, dummy trim	2802 × C1702A	2401	2645	2831	2879
03	Key retracts latchbolt	2803 × C1703A				
05	Key controls thumb piece	2805 × C1705A	2513	2757	2943	2993
15	Thumb piece always active	2815 × C1715A				
LEVER/KNOB TRIM:						
01	Exit only, cover plate	2801 × 4901	2283	2527	2713	2751
02	Exit only, dummy trim	2802 × 4902A	2616	2860	3046	3170
03	Key retracts latchbolt	2803 × 4903A				
08	Key controls lever/knob	2808 × 4908A				
08	Key controls lever	2808 × V4908A	2740	2984	3170	3295
14	Lever/knob always active	2814 × 4914A				
CAST PLATE:						
03	Key Retracts Latch Bolt (pull by others)	2803 × C03	2335	2579	2765	2765
DEVICE ONLY:						
	01, 02, 03, 05, 08, 14, 15	2801,2802,2803*, 2805, 2808, 2814, 2810	2118	2362	2548	2548
*2803 Device x Cylinder Only Application requires C03 Trim, see page 22						
E	Elec. Device	E2803 × 4908A	3581	3825	4011	4136
	Electric Lock/Unlock Outside Trim	E2803 × V4908A				
FL Fire Rated Hardware Specify prefix "FL" (e.g. FL2803) Dogging option NOT available						Add 180.00

Options

PREFIX (ADD TO DEVICE #)	ADD
C Pre-Terminated Quick Connect Plug **	N/C
DE Delayed Egress: REQUIRES PS161-6 Power Supply (pg. 32)	1667
ELR Electric Latch Retraction: REQUIRES ELR150 Series Power Supply (pg. 32)	834
HC Hurricane Code Device	38
LS Latchbolt Monitoring Switch	230
MLR Motorized Latch Retraction	900
TDS Touchbar Monitoring Double Switch	289
TS Touchbar Monitoring Switch	237
WTDS Weatherized Touchbar Monitoring Double Switch	419
WTS Weatherized Touchbar Monitoring Switch	335

SUFFIX (ADD TO DEVICE #)	ADD
ALK Exit Alarm: battery operated kit (9V battery included)	598
ALW Exit Alarm: remote power kit (12 or 24 VDC)	598
BRL Braille Touchbar	100
CD Cylinder Dogging: 1-1/4" Mortise Cylinder not included	90
DS Door Position Monitoring Switch	125
FC Factory Cut	15
LBR Less Bottom Rod (no extra charge)	-
LD Less Dogging	40
SEC Security Screws	52
SNB SNB Sex Nut and Bolt (6 req'd) without Trim	72
SNB SNB Sex Nut and Bolt (2 req'd) with Trim	24
WALW Weatherized Exit Alarm: remote power (24 VDC)	777

- NOTES:**
- UltraShield™ Antimicrobial finish coating option available to Apex Exit Devices & Trims.
 - 630AM list price for Exit Devices Add 65.00
 - 630AM list price for Trims Add 26.00
 - Devices are priced less cylinders. If cylinder is required please see cylinders on pg. 30.
 - Devices for 3'-0" door are furnished standard.

- Devices for 2'-6" & 4'-0" doors are available at no extra charge.
- Top Rod for 6'-8" to 8'-0" high door is furnished standard.
- Top Rod for 8'-1" to 10'-0" high door is available at no extra charge. (See catalog for fire rating).
- Warranty is voided for Non-weathered electrical options used on applications exposed to the elements
- ** See Stanley Hinges & Door Accessories price book for Wire Harness product

SPLIT FINISHES: When split finish is specified, the finish listed first is for outside trim. To obtain proper list price, add "Device Only" price to appropriate "Trim" price.

TO ORDER:







Specify: Device No. with options × Trim × Hand × Finish × Door Width, Height and Thickness.






2900/4900 Series Trims

Decorative Levers list price

\$101 PER TRIM (ONE LEVER)

UltraShield™

LEVER STYLES	LIST PRICE ADD
 12	113
 17	113
 51	113
 52	113
 60	113
 62	113

LEVER STYLES	LIST PRICE ADD
 65	113
 69	113
 75	113
 79	113
 89	113

92 Lever option also available

TO ORDER:

Specify: Device No. with options x Trim x Hand x Finish x Door Width, Height and Thickness.

5100

4R0 – Reliant Rim - Non Handed



Plate



Pull Trim



Lever Trim



OUTSIDE FUNCTION		DEVICE × TRIM	689 695	TRIM ONLY	689 695
PLATE:					
01	Exit only, cover plate	5101 × 501	568	501	56
PULL TRIM:					
02	Exit only, dummy trim	5102 × 602	587	602	75
03	Key retracts latchbolt	5103 × 603		603	
02	Exit only, dummy trim	5102 × 702A	642	702A	130
03	Key retracts latchbolt	5103 × 703A		703A	
LEVER TRIM:					
08	Key controls lever	5108 × 808A	802	808A	290
14	Lever always active	5114 × 814A		814A	
DEVICE ONLY:					
01, 02, 03, 08, 14		5101, 5102, 5103*, 5108, 5114	512	-	-
*5103 Device × Cylinder Only Application includes Cylinder Attachment Kit "CA-03"					
FL Fire Rated Hardware Specify prefix "FL" (e.g. FL5103) Dogging option NOT available					Add 180.00

Options

PREFIX (ADD TO DEVICE #)	ADD
TDS Touchbar Monitoring Double Switch	289
TS Touchbar Monitoring Switch	237
WTDS WeatherizedTouchbar Monitoring Double Switch	419
WTS Weatherized Touchbar MonitoringSwitch	335

SUFFIX (ADD TO DEVICE #)	ADD
ALK Exit Alarm: battery operated kit (9V battery included)	598
ALW Exit Alarm: remote power kit (12 or 24 VDC)	598
CD Cylinder Dogging: 1-1/4" Mortise Cylinder not included	90
LD Less Dogging	40
SNB • SNB Sex Nut and Bolt (4 req'd) without Trim	48
SNB • SNB Sex Nut and Bolt (2 req'd) with Trim	24
WALW Weatherized Exit Alarm: remote power (12 or 24 VDC)	777

- NOTES:**
- Devices are priced less cylinders. If cylinder is required please see cylinders on pg. 30.
 - Devices for 3'-0" door are furnished standard.
 - Warranty is voided for Non-weathered electrical options used on applications exposed to the elements

- Weatherized Exit Alarm: remote power (24 VDC)
- Devices for 4'-0" doors are available at no extra charge.
- 603 and 703 Trims use a Rim Cylinder, 808A Trims use a Mortise Cylinder.
- Factory cutting of custom sizes for Reliant series exit devices not available.

TO ORDER:

- Factory cutting of custom sizes for Reliant series exit devices not available.

5200

4R0 – Reliant Surface Vertical Rod - Reversible



Plate



Pull Trim



Lever Trim



OUTSIDE FUNCTION	DEVICE × TRIM	689 695	TRIM ONLY	689 695
PLATE:				
01 Exit only, cover plate	5201 × 501	937	501	56
PULL TRIM:				
02 Exit only, dummy trim	5202 × 602	956	602	75
03 Key retracts latchbolt	5203 × 603		603	
02 Exit only, dummy trim	5202 × 702A	1011	702A	130
03 Key retracts latchbolt	5203 × 703A		703A	
LEVER TRIM:				
08 Key controls lever	5208 × 808A	1171	808A	290
14 Lever always active	5214 × 814A		814A	
DEVICE ONLY:				
01, 02, 03, 08, 14	5201, 5202, 5203*, 5208, 5214	881	-	-
*5203 Device × Cylinder Only Application includes Cylinder Attachment Kit "CA-03"				
FL Fire Rated Hardware Specify prefix "FL" (e.g. FL5103) Dogging option NOT available				Add 180.00

Options

PREFIX (ADD TO DEVICE #)	ADD
TDS Touchbar Monitoring Double Switch	289
TS Touchbar Monitoring Switch	237
WTDS Weatherized Touchbar Monitoring Double Switch	419
WTS Weatherized Touchbar Monitoring Switch	335

- NOTES:**
- Devices are priced less cylinders. If cylinder is required please see cylinders on pg. 30.
 - Devices for 3'-0" door are furnished standard.
 - Devices for 4'-0" doors are available at no extra charge.
 - 603 and 703 Trims use a Rim Cylinder, 808A Trims use a Mortise Cylinder
 - Top Rod for 7'-0" high door is furnished standard.
 - Top Rod for 8'-0" to 10'-0" high door is available at no extra charge. (See catalog for fire rating).
 - Factory cutting of custom sizes for Reliant series exit devices not available.
 - Warranty is voided for Non-weathered electrical options used on applications exposed to the elements

SUFFIX (ADD TO DEVICE #)	ADD
ALK Exit Alarm: battery operated kit (9V battery included)	598
ALW Exit Alarm: remote power kit (12 or 24 VDC)	598
CD Cylinder Dogging: 1-1/4" Mortise Cylinder not included	90
LBR Less Bottom Rod (no extra charge)	0
LD Less Dogging	40
SNB • SNB Sex Nut and Bolt (8 req'd - not including rod guides) without Trim	96
SNB • SNB Sex Nut and Bolt (6 req'd - not including rod guides) LBR Device w/o Trim.	72
SNB • SNB Sex Nut and Bolt (6 req'd - not including rod guides) with Trim	72
SNB • SNB Sex Nut and Bolt (4 req'd - not including rod guides) LBR Device with Trim	48
WALW Weatherized Exit Alarm: remote power (24 VDC)	777

TO ORDER:

- Factory cutting of custom sizes for Reliant series exit devices not available.

100

5R0 – Olympian Rim - 100 Handed, R100 Reversible, Crossbar



Pull Trim:



Lever/Knob Trim:



OUTSIDE FUNCTION

DEVICE × TRIM

**606, 612
613, 630**

**605
625**

PULL TRIM:

01	Exit only, cover plate	101, R101 × 1701	1697	1900
02	Exit only, dummy trim	102, R102 × 1702A	1864	2075
03	Key retracts latchbolt	103, R103 × 1703A		
05	Key controls thumb piece	105, R105 × Y1705A	1976	2189
15	Thumb piece always active	115, R115 × Y1715A		
(Devices with 2000C Series Trim are the same price)				

LEVER/KNOB TRIM:

01	Exit only, cover plate	101, R101 × 4901	1746	1947
02	Exit only, dummy trim	102, R102 × 4902A	2079	2366
03	Key retracts latchbolt	103, R103 × 4903A		
08	Key controls lever/knob	108, R108 × Y4908A		
08	Key controls lever	108, R108 × VY4908A	2203	2491
14	Lever/knob always active	114, R114 × Y4914A		

DEVICE ONLY:

01, 02, 03, 05, 08, 14, 15	101, R101, 102, R102, 103*, R103*, 105, R105, 108, R108, 114, R114, 115, R115	1581	1744
----------------------------	--	------	------

*103 or R103 Device × Cylinder Only Application includes Cylinder Attachment Kit "CA-03"

FL Fire Rated Hardware Specify prefix "FL" (e.g. FL103) Dogging option NOT available

Add 180.00

Options

SUFFIX (ADD TO DEVICE #)	ADD
CBR Reinforced Crossbar	57
FC Factory Cut	15
LD Less Dogging	40
SEC Security Screws (crossbar arm screws are hex socket head)	52
SNB • SNB Sex Nut and Bolt (8 req'd) without Trim	96
SNB • SNB Sex Nut and Bolt (4 req'd) with Trim	48

- NOTES:**
- Devices are priced less cylinders. If cylinder is required please see cylinders on pg. 30.
 - Devices for 3'-0" door are furnished standard.
 - Devices for 4'-0" doors are available at no extra charge.
 - Trim No. with prefix "Y" is for Olympian Device only.


SPLIT FINISHES: When split finish is specified, the finish listed first is for outside trim. To obtain proper list price, add "Device Only" price to appropriate "Trim" price.

TO ORDER:

Specify: Device No. with options × Trim × Hand × Finish × Door Width, Height and Thickness.

200

5R0 – Olympian Surface Vertical Rod - Non Handed, Crossbar



Pull Trim:



Lever/Knob Trim:



OUTSIDE FUNCTION

DEVICE × TRIM

**606, 612
613, 630**

**605
625**

PULL TRIM:

01	Exit only, cover plate	201 × 1701	2318	2537
02	Exit only, dummy trim	202 × 1702A	2485	2712
03	Key retracts latchbolt	203 × 1703A		
05	Key controls thumb piece	205 × Y1705A	2597	2826
15	Thumb piece always active	215 × Y1715A		
(Devices with 2000C Series Trim are the same price)				

LEVER/KNOB TRIM:

01	Exit only, cover plate	201 × 4901	2367	2584
02	Exit only, dummy trim	202 × 4902A	2700	3003
03	Key retracts latchbolt	203 × 4903A		
08	Key controls lever/knob	208 × Y4908A		
08	Key controls lever	208 × VY4908A	2824	3128
14	Lever/knob always active	214 × Y4914A		

DEVICE ONLY:

01, 02, 03, 05, 08, 14, 15	201, 202, 203*, 205, 208, 214, 215	2202	2381
----------------------------	---------------------------------------	------	------

*203 Device × Cylinder Only Application includes Cylinder Attachment Kit "CA-03"

FL Fire Rated Hardware Specify prefix "FL" (e.g. FL203) Dogging option NOT available

Add 180.00

Options

- NOTES:**
- Devices are priced less cylinders. If cylinder is required please see cylinders on pg. 30.
 - Devices for 3'-0" door are furnished standard.
 - Devices for 4'-0" doors are available at no extra charge.
 - Top Rod for 7'-0" high door is furnished standard.
 - Top Rod for 8'-0" to 12'-0" high door is available at no extra charge. (See catalog for fire rating).
 - Trim No. with prefix "Y" is for Olympian Device only.

SUFFIX	(ADD TO DEVICE #)	ADD
CBR	Reinforced Crossbar	57
FC	Factory Cut	15
LBR	Less Bottom Rod (no extra charge)	-
LD	Less Dogging	40
SEC	Security Screws (crossbar arm screws are hex socket head)	52
SNB	• SNB Sex Nut and Bolt (12 req'd - not including rod guides) without Trim	144
SNB	• SNB Sex Nut and Bolt (10 req'd - not including rod guides) LBR Device without Trim	120
SNB	• SNB Sex Nut and Bolt (8 req'd - not including rod guides) with Trim	96
SNB	• SNB Sex Nut and Bolt (6 req'd - not including rod guides) LBR Device with Trim	72
TMB	Transom Bracket	63

SPLIT FINISHES: When split finish is specified, the finish listed first is for outside trim. To obtain proper list price, add "Device Only" price to appropriate "Trim" price.

TO ORDER:

Specify: Device No. with options × Trim × Hand × Finish × Door Width, Height and Thickness.

300

5R0 – Olympian Mortise - Handed, Crossbar



Pull Trim:



Lever/Knob Trim:



OUTSIDE FUNCTION

DEVICE × TRIM

**606, 612
613, 630**

**605
625**

PULL TRIM:

01	Exit only, cover plate	301 × 1701	2284	2504
02	Exit only, dummy trim	302 × 1702A	2451	2679
03	Key retracts latchbolt	303 × 1703A		
05	Key controls thumb piece	305 × M1705A	2563	2793
15	Thumb piece always active	315 × M1715A		
(Devices with M2000C Series Trim are the same price)				

LEVER/KNOB TRIM:

01	Exit only, cover plate	301 × 4901	2333	2551
02	Exit only, dummy trim	302 × 4902A	2666	2970
03	Key retracts latchbolt	303 × M4903A		
08	Key controls lever/knob	308 × M4908A		
08	Key controls lever	308 × VM4908A	2790	3095
14	Lever/knob always active	314 × M4914A		

DEVICE ONLY:

01, 02, 03, 05, 08, 14, 15	301, 302, 303, 305, 308, 314, 315	2168	2348
----------------------------	--------------------------------------	------	------

FL Fire Rated Hardware Specify prefix "FL" (eg FL203) Dogging option NOT available

Add 180.00

Options

SUFFIX (ADD TO DEVICE #)	ADD
CBR Reinforced Crossbar	57
FC Factory Cut	15
LD Less Dogging	40
SEC Security Screws (crossbar arm screws are hex socket head)	52
SNB • SNB Sex Nut and Bolt (8 req'd) without Trim	96
SNB • SNB Sex Nut and Bolt (4 req'd) with Trim	48

NOTES: • Devices are priced less cylinders. If cylinder is required please see cylinders on pg. 30.
• Devices for 3'-0" door are furnished standard

• Devices for 4'-0" doors are available at no extra charge
• For mortise lock body ONLY see pg. 30.

SPLIT FINISHES: When split finish is specified, the finish listed first is for outside trim. To obtain proper list price, add "Device Only" price to appropriate "Trim" price.

TO ORDER:

Specify: Device No with options × Trim × Hand × Finish × Door Width, Height and Thickness



7R0 – Arm-A-Dor® – Security Exit Hardware

COMPLETE PRODUCT ASSEMBLIES

PRODUCT NUMBER	DESCRIPTION	ALARM	FITS DOOR WIDTHS	FITS JAMBS UP TO	US28/628
A101-001	Automatic Relock	No	3' TO 4'	6 3/4"	1397
A101-002	Automatic Relock	Yes*	3' TO 4'	6 3/4"	1559
A101-012	Automatic Relock	No	3' ONLY	5 1/4" - 5 3/4"	1232
A101-013	Automatic Relock	Yes*	3' ONLY	5 1/4" - 5 3/4"	1397
A101-014	Automatic Relock	No	4' ONLY	5 1/4" - 5 3/4"	1347
A101-015	Automatic Relock	Yes*	4' ONLY	5 1/4" - 5 3/4"	1509
A102-001	Manual Relock	No	3' TO 4'	6 3/4"	1347
A102-002	Manual Relock	Yes*	3' TO 4'	6 3/4"	1509
A101-F01	Automatic-Fire Rated	No	3' TO 4'	6 3/4"	1559
A101-F02	Automatic-Fire Rated	Yes*	3' TO 4'	6 3/4"	1722

* ALARM MODELS A101-002, A101-013, and A101-F02 require two 9 volt batteries (INCLUDED) and a Standard 1-1/8" mortise cylinder (NOT INCLUDED)

OPTIONAL KITS: (A/C ADAPTER, ALARM, DOUBLE DOOR, LOW PROFILE)

KIT NUMBER	DESCRIPTION	
A103-002	Switch - For wiring to existing system (one individual kit)	74
A103-003	Alarm Sub - Assembly	638
A104-001	Low Profile Installation Kit - For door jambs greater than 6 3/4"	191
A106-001	Standard Double Door Kit - For all models	286
A106-002	Low Profile Installation Kit - For jamb depths greater than 6 3/4"	305
A107-001	A/C Adapter Kit - For plug in battery back-up	325
A107-002	A/C Adapter Hard Wire Kit - Wiring to electrical system w/battery back-up	449
DROP SHIP	Drop Ship Fee For Items Shipped Under \$300	74

DEADBOLTS (REQUIRED) FOR DOUBLE DOOR APPLICATIONS:

MODEL	DESCRIPTION	
1881-003	Sliding Deadbolt w/Padlock locking Hasp & Strike	204
1883-003	Sliding Deadbolt Keylocking with Strike	233

- NOTES:**
- Prepaid Freight on all shipments of 30 or more units.
 - Express Program (ship within 48 hours) available for up to 10 units for extra 20% limited to models A101-002, 101-013, A101-015.

TO ORDER:

Specify: 7R-A101-001 × US28/628.

Trim - Apex Wide & Narrow Stile, Olympian

1700A
"A" Grip



1700B
"B" Grip



1700C
"C" Grip



2000C
"C" Grip



4900A
"A" Lever



4900B
"B" Lever



4900C
"C" Lever



4900D
"D" Lever



4900K
"K" Knob



2900A
"A" Lever



2900B
"B" Lever



2900C
"C" Lever



2900D
"D" Lever



TRIM NUMBER

	606, 612, 613, 622, 630, 690	605, 625
1701, R1701, 2001 (cover plate)	116	156
1702A, R1702A, 1703A, R1703A, C1702A, C1703A, 2002C, 2003C	283	331
1705A, R1705A, 1715A, R1715A, C1705A, C1715A, Y1705A, Y1715A, M1705A, M1715A, RM1705A, RM1715A, 2005C, 2015C, Y2005C, Y2015C, M2005C, M2015C	395	445

- 630 Trim furnished for 628 Devices. Grip Style "A" and "B" are furnished 626 for 630 Trim.

TRIM NUMBER

	606, 612, 613, 622, 630, 690	605, 625
4901, R4901, 2901 (cover plate)	165	203
4902A, R4902A, 4903A, R4903A, M4903A, RM4903A, 2902A, 2903A	498	622
4908A, R4908A, 4914A, R4914A, Y4908A, Y4914A, M4908A, M4914A, RM4908A, RM4914A, 2908A, 2914A	622	747
V4908A, RV4908A, VM4908A, VY4908A, RVM4908A	622	747

- Lever Trims are shipped handed. Specify Hand.
- 626 Trim is furnished for 628, 626W and 630 Devices.
- 2900 Series Trims are available for Apex Narrow Stile only.
- Knurled Knob/Lever, Grip "KNR" add \$95.00

C03

Cast Plate
"Pull by others"



- Specify No. C03 Cylinder Attachment Trim for 2803 Device when Pull by Others is specified.
- Available in 605, 606, 612, 613, 625 and 626 finishes.
- Add \$217.00 to the price of the device.

How to Order:

Style: 17, 20, 49, 29

Prefix designates:

"C" Concealed Vertical Rod Trim
"M" Mortise Trim
"R" Retrofit Trim
"V" Vandal Resistant (4908 Lever Trim only)
"Y" Olympian Trim

Product Series

Function

Specify: Grip Design (A,B,C)

Lever or Knob Design (A,B,C,D,K)

Decorative Levers (P) w/corresponding number

Suffix: "KNR" Knurled Lever or Grip

3R0V4908AKNR × RHRB × 630 × 1-3/4"

Trim No.

Hand

Finish

Door Thickness

- NOTES:**
- UltraShield™ Antimicrobial finish coating option available to Apex Trims. - 630AM list price for Trims add \$26.00
 - For pricing on trims for the 5100 and 5200 series devices, see pages 22 and 23.
 - Devices are priced less cylinders. If cylinder is required please see cylinders on pg. 29.
 - Trims with "M" prefix require 1-1/4" Mortise Type Cylinder on page 30.
 - 2900 Series T rim - Rim Type Cylinder for "03" function and Mortise Type Cylinder for "08" function, not furnished standard. Use 1-1/4" long standard Mortise Cylinder. Specify when required.
 - All other Trims require Rim Type Cylinder.
 - Trim No. with prefix "Y" is for Olympian Device only.
 - No extra charge for different Lever or Grip styles. A Lever/Grip Standard.

Mullions

DESCRIPTION	PRODUCT NO.	PRIMER 600	ALUMINUM 689 OR DARK BRONZE 695
Complete Mullion Assemblies			
REMOVABLE MULLION - 2" x 2" x 8'-0"			
Standard	811	545	644
REMOVABLE MULLION - 2" x 3" x 8'-0"			
Standard	822	696	792
Fire Labeled (Includes Stabilizers)	FL822	893	991
Hurricane Code	HC822	991	1,088
Fire Labeled Hurricane Code	FLC822	1190	1287
*KEY REMOVABLE MULLION - 2" x 3" x 8'-0"			
Standard	KR822	1190	1336
Fire Labeled (Includes Stabilizers)	FLKR822	1432	1533
Hurricane Code	HCKR822	1533	1635
Fire Labeled Hurricane Code (Includes Stabilizers)	FLHCKR822	1671	1733
*KEY REMOVABLE MULLION STORAGE KIT			
Storage solution for all KR mullions	KMCB822SK	535	581
Note: Kit includes (1) KMC822 Top Fitting, (1) MB822 Bottom Fitting and (1) AB822SK Angle Bracket			
INDIVIDUAL MULLION FITTINGS			
Mullion Cap	MC811	113	130
Bottom Fitting-fl at sill	MB811	81	105
Mullion Cap	MC822	183	201
Bottom Fitting-fl at sill	MB822	149	173
MULLION STORAGE KIT INDIVIDUAL ANGLE BRACKET			
Storage Kit Angle Bracket	AB822SK	79	79
*KEY REMOVABLE MULLION CAP KIT			
Mullion Cap Assembly	KMC822	545	570
Fire Labeled Mullion Cap Assembly	KMC822F	787	767
MULLION FITTING COMBINATION KITS			
811 Mullion Top & Bottom Fitting Kit	MCB811	184	223
822 Mullion Top & Bottom Fitting Kit	MCB822	265	305
FL 822 Mullion Top & Bottom Fitting Kit	MCB822F	265	305
KR 822 Mullion Top & Bottom Fitting Kit	KMCB822	460	506
FL KR 822 Mullion Top & Bottom Fitting Kit	KMCB822F	690	694
822 MULLION ACCESSORIES			
**Mullion Cap Spacer	MCS822	79	96
Stabilizers (2 per mullion) - Dull Black	ST989	89 (Dull Black)	
Interlock - Dull Black	S1447	69 (Dull Black)	

Notes:

For greater heights add \$19 for each additional 12" or less

Removable Mullion and Key Removable Mullion prices include top and bottom Fittings.

Fire Labeled (FL) and Hurricane Code (HC) mullions 8'0" high maximum

For individual kit or combination kits please see sections above

*Rim Cylinder not included

** MCS822 mullion cap spacer available as suffix option for 822 series mullions (e.g. 822MCS x 600 x 8')

Strikes and Accessories

DESCRIPTION SERIES		STRIKE NO.	DULL BLACK	605, 606, 612 613, 625, 626W, 630
STRIKES - RIM DEVICES				
Standard	2100, 5100, 100, R100, FL2100, FL5100, FL100, FR100	S300	74	-
	2400, FL2400-Pair of Doors with Mullion			-
	2400, FL2400-Single Door (Roller Strike)	S988	93	-
Optional	2100, 2400, 5100, 100, R100, FL2100, FL2400, FL5100, FL100, FLR100 (Roller Strike)	S301	93	-
	2100, 2400, 5100, 100, R100, FL2100, FL2400, FL5100, FL100, FLR100 (Roller Strike)	S458	93	-
	2100, 5100, 100, R100 (Roller Strike)	S988	93	-
	2100 × 2200, 5100 × 5200, 100 × 200	S459	51	-
STRIKES - VERTICAL ROD DEVICES				
Top Strike	2200, FL2200, 5200, FL5200, 200, FL200	S300	74	-
Optional	2200, FL2200, 5200, FL5200, 200, FL200	S301	93	-
Bottom Strike	2200, FL2200, 5200, FL5200, 200, FL200	S460	61	-
STRIKES - MORTISE DEVICES				
Standard	Std Curved Lip Single Door ANSI (handed)	S982	-	74
	Flat 7/8" Lip ANSI (handed)	S983	-	74
Optional	Open Back ANSI (handed)	S984	-	138
	Open Back 8" × 1-1/4" (handed)	S985	-	146
STRIKES - CONCEALED VERTICAL ROD DEVICES				
Top Strike	2700, FL2700, 2800, FL2800, 2600, FL2600	S519	74	-
Bottom Strike	2700, FL2700, 2800, FL2800, 2600, FL2600	S460	61	-

Accessories

SERIES	DESCRIPTION	PRODUCT NO.	628	606, 612, 613 622, 630, 690	626W 605, 625
RIGID DUMMY TOUCHBAR					
Apex	Wide Stile Rigid	671DR-3, 671DR-4			
	Narrow Stile Rigid	N673DR-3, N673DR-4	699	883	1,021
ACTIVE DUMMY TOUCHBAR WITH MICRO SWITCH					
Apex	Wide Stile Active	TS672DA-3, TS672DA-4			
	Narrow Stile Active	TSN674DA-3, TSN674DA-4	1,187	1,204	1,347
OPTIONS FOR ACTIVE DUMMY TOUCHBAR					
ALK	Exit Alarm: battery operated kit (9V battery included)				598
ALW	Exit Alarm: remote power kit (12 or 24 VDC)				598
CD	Cylinder Dogging: 1-1/4" Mortise Cylinder not included				90
DS	Door Position Monitoring Switch				125
TDS	Touchbar Monitoring Double Switch				289

SERIES	DESCRIPTION	PRODUCT NO.	ALL FINISHES
MORTISE LOCK - HANDED			
Apex & Olympian	Functions 01, 02, 03	M303, M303F	
	Functions 05, 08, 14, 15	M308, M308F	689
	Functions 10	M310, M310F	

- For Electric Mortise Lock see page 32.
- 1-1/4" mortise cylinder not included. If cylinder is required please see cylinders below.
- Lock front furnished beveled.

- Available in 605, 606, 612, 613, 625, 630 Finishes.
- When ordering specify: model no., hand and finish. (e.g. M303 × RHRB × 630)

SERIES	DESCRIPTION	PRODUCT NO.	
FIRE BOLT ASSEMBLY			
Apex & Olympian	Fire Bolt Assembly	FB277	169
TRANSOM BRACKET			
Apex & Olympian	Transom Bracket	TMB453	72
		(Use Strike No. S300, see pg. 31)	

Accessories (cont.)

SERIES	DESCRIPTION	PRODUCT NO.	628	606, 612, 613 622, 630, 690	626W 605, 625
TOOLS					
All Devices	7/32" Dogging Key	DK220	20		
	5/32" Hex Wrench*	HW996			
	* Hex Wrench for crossbar plugs and mortise active case.				
CYLINDERS					
	Rim Cylinder	IE72		See BEST Price Book for more detail	
	Mortise Cylinder	IE74 C4		See BEST Price Book for more detail	

Note: Rim and mortise cylinders (housings) as well as interchangeable cores are available from our BEST product line. Please ask your local dormakaba USA Inc. sales representative about the many options available to fit your specific requirements including patented keying systems such as BEST CORMAX™.

Electrical Products

DESCRIPTION	PRODUCT NO	LIST PRICE	
POWER SUPPLY - SERIES ELR150 (REQUIRED FOR ELR DEVICES)			
Power Supply including (1) control module for (1) device	ELR151	732	
Power Supply including (2) control modules for (2) devices	ELR152	1,000	
Power Supply including (3) control modules for (3) devices	ELR153	1272	
Power Supply including (4) control modules for (4) devices	ELR154	1541	
Power Supply, no control modules	ELR150	465	
CONTROL MODULE			
Control Module card (on/off adjustable Time Delay standard)	CM150-08	273	
BATTERY BACK-UP			
Battery back-up card (batteries not included)	BT150-07	500	
POWER SUPPLY - SERIES PS160-6 (REQUIRED FOR DE DEVICES)			
Power Supply (6 amp) operates up to (4) DE Devices (wire run permitting)	PS161-6	762	
POWER SUPPLY - SERIES RPSMLR (RPSMLR MODELS CAN POWER UP TO (2) TWO MLR EXIT DEVICES)			
Small enclosure, no battery storage	RPSMLR2	491	
Large enclosure for battery storage (Batteries not included)	RPSMLR2BB	578	
CONVERSION KITS		PRODUCT NO	
ELECTRIC LATCH RETRACTION*			
For 3'-0", 4'-0" Apex Wide Stile Device	ELRK-3, ELRK-4, ELRKF-3, ELRKF-4	921	
For 3'-0", 4'-0" Apex Narrow Stile Device	NELRK-3, NELRK-4, NELRKF-3, NELRKF-4	921	
• ELR Conversion Kits are ONLY available for Apex 2000 Series Devices.			
* Requires PHI ELR150 Power Supply (see above).			
MOTORIZED LATCH RETRACTION			
Motorized Latch Retraction Retrofit Kit	RPMLR-K	983	
NOTE: When RPMLR-K is ordered for existing exit devices using Hex or Cylinder Dogging, it is recommended to include a blank hinge filler. See PRECISION Apex 2000 illustrated parts catalog www.precisionhardware.com			
MONITORING			
All Apex Devices	Touchbar Monitoring Switch	TSK309	237
All Apex Devices	Touchbar Monitoring Double Switch	TDSK310	289
Apex Wide Rim Device Only	Latchbolt Monitoring Switch	LSRK298	230
Apex Wide Rim Device Only	Latchbolt Monitoring Double Switch	LDSRK299	280
Apex Wide SVR or CVR Devices Only	Latchbolt Monitoring Switch	LSVK910	230

Electrical Products - (continued)

DESCRIPTION	PRODUCT NO	LIST PRICE
Q OPTION RETROFIT KITS		

Wireless Access Management System

QSRK5267 – 2103 Rim	
QSVK5268 – 2203, 2703 Surface and Concealed Vertical Rod	556
Surface and Concealed Vertical Rod	

NOTE: For additional product details see Apex 2000 series catalog section.

- Latchbolt Monitoring for Apex Mortise Devices, specify LSM303 or LSM308 Electric Mortise Lock, see pg. 32.

ELECTRIC RIM DEVICE			
2103, FL2103 Rim Devices	Electric Lock/Unlock Outside Trim	E2103K	611

DESCRIPTION	PRODUCT NO.	ALL FINISHES
ELECTRIC MORTISE LOCK		
Latchbolt monitoring, "03" Function	LSM303, LSM303F	918
Latchbolt monitoring, "08" Function	LSM308, LSM308F	
Electric lock/unlock with switch to monitor outside trim (locked/unlocked)	EM303, EM303F	1282
Electric lock/unlock with switches to monitor the outside trim (locked or unlocked) and to monitor the latchbolt	LSEM303, LSEM303F	1340

NOTES:

- Fail Secure "FSE" is furnished standard. When Fail Safe is required specify "FS".
- Lock front furnished beveled.
- Electric lock/unlock option specify 24V.
- When ordering specify: model no., voltage (24V), Fail Safe/Fail Secure, (e.g. EM303 × 24V × FS × RHRB × 630)
- Price does not include 1-1/4" mortise cylinder.

DEVICE SERIES	DESCRIPTION	DEVICE SIZE	KIT NO.	ALL FINISHES
EXIT ALARM KIT				
Apex Wide Stile .	Battery Operated*	3'-0"	ALK-3	634
		4'-0"	ALK-4	
	Remote Power	3'-0"	ALW-3	
		4'-0"	ALW-4	
Apex Narrow Stile	Battery Operated*	3'-0"	NALK-3	634
		4'-0"	NALK-4	
	Remote Power	3'-0"	NALW-3	
		4'-0"	NALW-4	
Reliant**	Battery Operated*	3'-0"	RALK-3	578
		4'-0"	RALK-4	
	Remote Power	3'-0"	RALW-3	
		4'-0"	RALW-4	

Notes:

- WH495 Wiring Harness - Required for Remote Arming/Disarming the Alarm.
- Narrow and Wide Stile, kits are available in 605, 606, 612, 613, 625, 628, 630 Finishes.
- To order specify Kit No. and Finish (e.g. ALK-3 × 630).
- * For Battery operated kits a 9 Volt Battery is included.
- ** Reliant Series, kits are available in 689 or 695 Finishes.

DEVICE SERIES	DESCRIPTION	DEVICE SIZE	KIT NO.	
DOOR POSITION MONITORING SWITCH*				
Apex Wide Stile	Door Position Switch Kit	All	DS880	134
Apex Narrow Stile	Door Position Switch Kit	All	NDS986	

* Kit includes Endcap and Endcap Mounting Bracket, specify finish.

DESCRIPTION	PRODUCT NO.	
POWER TRANSFER		
Conc Power Transfer - accepts 5/16" wire bundle - max. 120° degree swing	EPT-5	239
Door Loop - Armored Flex Conduit (less wires) 18" long - max. 120° degree swing	EPT-2	71
Electric Power Transfer	EPT-12C	538

Apex Component Assemblies - Wide Stile

DESCRIPTION	FUNCTION/ DEVICE TYPE	ASSEMBLY NO.	STEEL PLATED	628	606, 612, 613, 622, 630, 690	626W 605 625
ACTIVE CASE (INCLUDES LOCK SIDE FILLER)						
Rim - Reversible	01, 02, 03 05, 08, 14, 15	A2103 A2108	—	609	607	646
Rim - Reversible (Fire Rated)	01, 02, 03 05, 08, 14, 15	A2103F A2108F	—	760	757	804
Surface Vertical Rod - Reversible	01, 02, 03 05, 08, 14, 15	A2203, A2203F A2208, A2208F				
Mortise - Reversible	01, 02, 03, 05 08, 14, 15	A2303 A2303F	—	609	607	646
Concealed Vertical Rod (metal) - Reversible	01, 02, 03 05, 08, 14, 15	A2803, A2803F A2808, A2808F				
Concealed Vertical Rod (wood) - Reversible	01, 02, 03 05, 08, 14, 15	A2703, A2703F A2708, A2708F				
TOP LATCH						
Surface Vertical Rod (630 furnished for 628, includes Latch Cover)	2200, FL2200	TL22, TL22F	—	—	361	409
Concealed Vertical Rod (metal, includes Top Latch & Rod Assembly)	2800, FL2800	TL28-8, TL28-10, TL28F-8, TL28F-10	246	—	—	—
Concealed Vertical Rod (wood, includes Top Latch & Rod Assembly)	2700, FL2700	TL27-8, TL27-10, TL27F-8	377	—	—	—
BOTTOM LATCH						
Surface Vertical Rod (630 furnished for 628, includes Latch Cover)	2200, FL2200	BL22, BL22F	—	—	320	367
Concealed Vertical Rod (metal, includes Top Latch & Rod Assembly)	2800, FL2800	BL28, BL28F	174	—	—	—
Concealed Vertical Rod (wood, includes Top Latch & Rod Assembly)	2700, FL2700	BL27, BL27F	293	—	—	—
COVERS						
ACTIVE CASE						
Rim	2100, FL2100	AC21				
Rim "10" Function - Handed	2110, FL2110	AC2110				
Surface Vertical Rod	2200, FL2200	AC22				
Mortise	2300, FL2300	AC23	—	123	174	228
Mortise "10" Function - Handed	2310, FL2310	AC2310				
Concealed Vertical Rod	2700, FL2700, 2800, FL2800	AC23				
SVR LATCH CASE						
(Top or Bottom) (630 furnished for 628)	2200, FL2200	LC22	—	—	156	190

Notes:

- Assembly Nos. with Suffix "F" designate Assemblies for Fire Exit Hardware.
- Specify Hand for all reversible Active Case Assemblies.

Apex Component Assemblies - Wide Stile

DESCRIPTION	FUNCTION/ DEVICE TYPE	ASSEMBLY NO.	STEEL PLATED	628	606, 612, 613, 622, 630, 690	626W 605 625
TOUCHBAR COMPONENTS						
Touchbar Assembly (less active case, end cap & brkt.)	All Devices	TBA-3, FLTBA-3, TBA-4, FLTBA-4, TBA-26, FLTBA-26	-	912	1054	1175
DEVICE ENDCAP						
Endcap	All Devices	EC992	-	-	82	108
Mounting Bracket	All Devices	MB305	57	-	-	-
CENTER CHASSIS						
Concealed Vertical Rod (metal)	2800, FL2800	CCH344	366	-	-	-
TOP ROD						
Surface Vertical Rod (Includes Rod Pin, Clip & Rod Guide) (630 furnished for 626 and 628) (12'-0" is not available on Fire Rated Devices)	7'-0" 8'-0" 10'-0" 12'-0"	TR1854 TR1855 TR1857 TR5197	-	-	94	123
Concealed Vertical Rod (metal)	6'-8" to 8'-0" 8'-1" to 10'-0"	TR551 TR552	136	-	-	-
Concealed Vertical Rod (wood)	6'-8" to 8'-0" 8'-1" to 10'-0"	TR554 TR555	223	-	-	-
BOTTOM ROD						
Surface Vertical Rod (Includes Rod Pin, Clip & Rod Guide) (630 furnished for 626 and 628)	All Devices	BR1859	-	-	94	123
Concealed Vertical Rod (metal) (Includes Bottom bolt)	All Devices	BR553	136	-	-	-
Concealed Vertical Rod (wood) (Includes Bottom bolt)	All Devices	BR556	223	-	-	-
EXTENDED BOTTOM ROD						
Surface Vertical Rod	All Devices	BR5247-09	-	-	156	190
Concealed Vertical Rod (metal) (Bottom bolt NOT included)	All Devices	BR5244-09	114	-	-	-
Concealed Vertical Rod (wood) (Bottom bolt NOT included)	All Devices	BR5246-09	114	-	-	-
ROD GUIDE, PIN & CLIP						
Surface Vertical Rod	2200, FL2200	RG124	-	-	49	50
CYLINDER DOGGING KIT						
Cylinder Dogging Kit (1-1/4" Mortise Cylinder not included, see pg. 30)	All Devices	CDK-3, CDK-4	-	169	169	174
DOUBLE CYLINDER KIT - "10" FUNCTION - HANDED						
(Cylinders not included, see pg. 30)						
Rim Device (Includes locking/cylinder assy., cylinder collar and active case cover)		RDC-10	-	466	519	600
Mortise Device (Includes M310 Mortise Lock, extension assy., cylinder bracket/collar and active case cover)		MDC-10	-	1155	1208	1289
SHIM KIT						
One set of 1/8" shims	All Devices	SMK994	68	-	-	-
BACK PLATE						
Access Control Trim Center Driven Cam	All Devices	BP21	65	-	-	-
Note: Converts 2101, 2102, 2103, 2108 to 21 Center driven cam exit device						

Apex Component Assemblies - Narrow Stile

DESCRIPTION	FUNCTION/ DEVICE TYPE	ASSEMBLY NO.	STEEL PLATED	628	606, 612, 613, 622, 630, 690	626W 605, 625
ACTIVE CASE (INCLUDES LOCK SIDE FILLER)						
Rim - Non Handed	All Functions	A24	-	671	668	667
		A24F	-	820	818	868
Concealed Vertical Rod (metal) - Non Handed	All Functions	A26, A26F	-	671	668	713
COVER						
ACTIVE CASE						
Rim	2400, FL2400	AC24	-	123	174	228
Concealed Vertical Rod	2600, FL2600	AC26				
TOUCHBAR COMPONENTS						
Touchbar Assembly (less active case, end cap & bracket)	All Devices	NTBA-3, FLNTBA-3, NTBA-4, FLNTBA-4		913	1062	1175
DEVICE ENDCAP						
Endcap	All Devices	NEC993	-	-	82	108
Mounting Bracket	All Devices	NMB591	57	-	-	-
CENTER CHASSIS						
Concealed Vertical Rod (metal)	2600, FL2600	CCH343	397	-	-	-
TOP LATCH						
Concealed Vertical Rod (metal, includes Top Latch & Rod Assembly)	2600 FL2600	TL28-8, TL28-10 TL28F-8, TL28F-10	246	-	-	-
BOTTOM LATCH						
Concealed Vertical Rod (metal, includes Bottom Bolt & Rod Assembly)	2600 FL2600	BL28 BL28F	174	-	-	-
TOP ROD						
Concealed Vertical Rod (metal)	6'-8" to 8'-0" 8'-1" to 10'-0"	TR551 TR552	136	-	-	-
BOTTOM ROD						
Concealed Vertical Rod (metal) (Includes Bottom Bolt)	All Devices	BR553	136	-	-	-
EXTENDED BOTTOM ROD						
Concealed Vertical Rod (metal) (Bottom bolt NOT included)	All Devices	BR5244-09	114	-	-	-
CYLINDER DOGGING KIT						
Narrow Cylinder Dogging Kit (1-1/4" Mortise Cylinder Not Included, see pg.30)	All Devices	NCDK-3, NCDK-4	-	169	169	174
SHIM KIT						
Kit consists of: one set of 1/8" shims	All Devices	NSMK995 (Dull Black)	68	-	-	-

Notes:

- Assembly Nos. with Suffix "F" designate Assemblies for Fire Exit Hardware.

Reliant Component Assemblies

DESCRIPTION	DEVICE TYPE	ASSEMBLY NO.	STEEL PLATED	689, 695	BLACK
COVERS					
ACTIVE CASE					
Rim	5100, FL5100	AC5100	-	-	88
Surface Vertical Rod	5200, FL5200	AC5200	-	-	88
SVR Latch Case (Top or Bottom)	5200, FL5200	LC5200	-	-	65
DEVICE ENDCAP					
Endcap	All Devices	REC999	56	-	38
Mounting Bracket	All Devices	MB305	-	-	38
TOP LATCH					
Surface Vertical Rod (Includes Latch Cover)	5200, FL5200	TL52, TL52F	-	-	245
BOTTOM LATCH					
Surface Vertical Rod (Includes Latch Cover)	5200, FL5200	BL52, BL52F	-	-	205
TOP ROD					
Surface Vertical Rod (Includes Rod Pin, Clip & Rod Guide)	7'-0"	RTR1860	-	68	-
	8'-0"	RTR1861	-	68	-
	10'-0"	RTR1863	-	68	-
BOTTOM ROD					
Surface Vertical Rod (metal) (Includes Rod Pin, Clip & Rod Guide)	All Devices	RBR1864	-	68	-
EXTENDED BOTTOM ROD					
Surface Vertical Rod	All Devices	BR5248-09	-	113	-
ROD GUIDE, PIN & CLIP					
Surface Vertical Rod	5200, FL5200	RRG123	-	-	38
CYLINDER DOGGING KIT					
Reliant Cylinder Dogging Kit (1-1/4" Mortise Cylinder Not Included)		RCDK-3, RCDK-4	-	136	-

Notes:

- Assembly Nos. with Suffix "F" designate Assemblies for Fire Exit Hardware.
- Top and Bottom Latch assemblies are priced with covers, deduct cover price if not required.

Olympian Component Assemblies - Crossbar

DESCRIPTION	FUNCTION/ DEVICE	ASSEMBLY NO	606, 612 613, 630	605 625
ACTIVE CASE				
Rim - Handed	01, 02, 03	A103	849	949
	05, 08, 14, 15	A108		
Rim - Reversible	01, 02, 03	AR103	849	949
	05, 08, 14, 15	AR108		
Rim - Handed	01, 02, 03	A103F	1,001	1103
	05, 08, 14, 15	A108F		
Rim - Reversible	01, 02, 03	AR103F	1,001	1103
	05, 08, 14, 15	AR108F		
Surface Vertical Rod - Reversible	01, 02, 03	A203, A203F	849	949
	05, 08, 14, 15	A208, A208F		
Mortise - Handed	All Functions	A303, A303F	849	949
INACTIVE CASE				
All - Reversible	All Devices	B123, B123F	612	706
TOP LATCH				
Surface Vertical	200	TL22	361	409
Rod	FL200	TL22F		
BOTTOM LATCH				
Surface Vertical	200	BL22	320	367
Rod	FL200	BL22F		
COVERS				
ACTIVE CASE				
Rim - Handed	100, FL100	AC10, AC10F	175	230
Rim - Reversible	R100, FLR100	ACR10, ACR10F		
Surface Vertical Rod	200, FL200	AC20, AC20F		
Mortise	300, FL300	AC30, AC30F		
INACTIVE CASE				
Panic Exit Hardware	All Devices	HS123	175	230
Fire Exit Hardware	All Devices	HS123F		
SVR LATCH CASE				
(Top or Bottom)	200, FL200	LC22	156	190

Notes:

- Assembly Nos. with Suffix "F" designate Assemblies for Fire Exit Hardware.
- Assemblies are priced with covers, deduct cover price if not required.
- * Specify Hand for all reversible or handed Active Case Assemblies.

Olympian Component Assemblies - Crossbar

DESCRIPTION	FUNCTION/ DEVICE	ASSEMBLY NO		STEEL PLATED	606, 612 613, 630	605 625
CROSSBAR *		3' DOOR	4' DOOR			
Standard	All Devices	CB123-3	CB123-4	-	120	146
Reinforced	All Devices	CBR123-3	CBR123-4	-	142	168
Knurled	All Devices	CBK123-3	CBK123-4	-	295	324
CROSSBAR PLUG						
	All Devices	CP123		-	29	32
TOP ROD *						
Surface Vert Rod	7'-0"	TR1854				
	8'-0"	TR1855		-	94	123
	10'-0"	TR1857				
	12'-0"	TR5197				
BOTTOM ROD *						
Surface Vertical Rod	All Devices	BR1859		-	94	123
EXTENDED BOTTOM ROD						
Surface Vertical Rod	All Devices	BR5247-09		-	156	190
ROD GUIDE, PIN & CLIP						
Surface Vertical Rod	200, FL200	RG124		-	49	50
BACK PLATE ASSEMBLIES - RIM DEVICES						
Rim	01, 02, 03	BP103				
	05, 08, 14, 15	BP108		68	-	-
Surface Vert Rod	01, 02, 03	BP203				
	05, 08, 14, 15	BP208		68	-	-

NOTES:

* 630 furnished for 626

Trim Component Assemblies

SERIES	DESCRIPTION	KIT NO			
TRIM FUNCTION CONVERSION KITS					
4900 Trim	From "03" to "08" or "02" to "14"	FC-08	YFC-08	Olympian	169
V4900 Trim	From "03" to "08" or "02" to "14"	VFC-08	YVFC-08	Olympian	
	From 4900 Trim to V4900 Trim	B-49-01	YB-49-01	Olympian	169
M4900 Trim	From "03" to "08" or "02" to "14"	MFC-08	MYFC-08	Olympian	
2900 Trim	From "08" to "03" (**specify Lever Style and finish)	NFC-03			169
	From "03" to "08" (**specify Lever Style and finish)	NFC-08			
CYLINDER ATTACHMENT KITS - CYLINDERS NOT INCLUDED					
	1700, 2000, 4900, V4900, 603 and 703A Series Trim	CA-03T			36
Wide Stile	Device, "03" function, no outside Trim	CA-03			20
Narrow Stile	Device, "03" function, no outside Trim	NCA-03			34
	2900 Trim - for "03" function	CA-2903			40
	2900 Trim - for "08" function	CA-2908			40
Reliant	808A Trim (specify finish 689 or 695)	RCA-08			40

** Please see specific catalog pages for finish designation.

Weight Chart

WEIGHTS ARE TO THE NEAREST 0.25 LB. AND FOR ESTIMATING PURPOSES ONLY.	628		605, 606, 612, 613, 622, 625, 626W, 630, 690			689, 695 RELIANT
	WIDE	NARROW	WIDE	NARROW	OLYMPIAN	
DEVICES - LESS TRIM						
Rim	15.00	14.25	18.50	18.00	14.00	15.00
Surface Vertical Rod	18.00	—	23.25	—	19.00	18.50
Less Bottom Rod	17.25	—	21.25	—	18.00	16.75
Mortise	17.00	—	20.00	—	16.00	—
Concealed Vertical Rod (metal)	19.25	18.75	22.50	22.00	—	—
Less Bottom Rod	18.25	17.50	21.50	21.00	—	—
Concealed Vertical Rod (wood)	18.75	—	22.50	—	—	—
Less Bottom Rod	17.00	—	21.00	—	—	—
Device with DE option: add 13.00						
TRIMS						
1700A	3.00	—	3.00	—	3.00	—
2000A	3.25	—	3.25	—	3.25	—
2900A	—	3.00	—	3.00	—	—
4900A, 4900K	5.50	—	5.50	—	5.50	—
V4908A	6.00	—	6.00	—	6.00	—
C03	2.00	—	2.00	—	2.00	—
501	—	—	—	—	—	0.75
602, 603	—	—	—	—	—	1.00
702, 703	—	—	—	—	—	1.75
808A, 814A	—	—	—	—	—	3.25
ACTIVE CASE ASSEMBLY						
Rim Device	2.50	2.00	2.50	2.00	6.00	1.25
Vertical Rod Device	3.00	—	3.00	—	6.00	1.25
Mortise Device	2.25	—	2.25	—	5.50	—
Concealed Vertical Rod (metal)	3.00	1.75	3.00	1.75	—	—
Concealed Vertical Rod (wood)..	3.00	—	3.00	—	—	—
TOUCHBAR ASSEMBLY						
3'- 0" Device	10.25	10.25	13.75	13.75	—	10.25
4'- 0" Device	11.50	11.50	15.00	15.00	—	11.00
ELR Device	12.50	12.50	15.00	15.00	—	—
Dummy Touchbar	8.75	8.75	14.50	14.50	—	—
INACTIVE CASE ASSEMBLY						
3'- 0" Device	—	—	—	—	3.00	—
TOP LATCH ASSEMBLY						
Surface Vertical Rod	2.50	—	2.50	—	2.50	2.00
Concealed Vertical Rod	2.75	2.75	2.75	2.75	—	—
BOTTOM LATCH ASSEMBLY						
Surface Vertical Rod	2.00	—	2.00	—	2.00	1.75
Concealed Vertical Rod	2.50	2.50	2.50	2.50	—	—

MULLIONS

811..... 24.00 82230.00 FL822 30.00

MULLION FITTINGS

MC811 0.50 MC8222.25 KMC8223.75
MB811 0.50 MC822F2.25 KMC822F3.75
MB822 1.00

MORTISE LOCK

M303, M308, M310 2.75

LOW ENERGY OPERATOR

D-4990 40.00
D-4990T 40.00

ELECTRONICS

PS-161 10.0
EPT-5 1.00

QUOTING & ORDERING

Price quotations are based on one (1) shipment to one (1) location, and are valid as identified in the quote but in no case longer than one year from the date of the quote. All exceptions will be evaluated on an individual basis.

All quotation requests will be provided by the dormakaba USA Inc. ("dormakaba USA") Representative where the project is located.

QUOTING PROCESS AND PROCEDURES: The following information is necessary to secure a price quotation from dormakaba USA.

- Distributor Name
- Distributor Location
- Distributor Contact Name and Phone Number
- Distributor e-mail contact
- Project Name
- Project Location
- Bid Date
- Architects Name, Phone Number and Architects Location
- Specification Writer Name, Phone Number and Location
- Competitive Influence / Specification
- List of materials to be quoted

Every attempt will be made by dormakaba USA to provide the price quotation in a timely manner. Upon completion, you will receive a copy of the quotation which will also include a valid quotation number. Once the project is secured, a copy of the quotation must accompany your purchase order and be forwarded to dormakaba USA Customer Service Department in Indianapolis for processing.

NON-STANDARD PRODUCT REQUEST: Please contact your dormakaba USA Representative to complete a Non-Standard Product Request Form.

All requests should be submitted to the following email address:
Email: product.request.us@dormakaba.com

Upon receipt of a special order request, dormakaba USA will review the configuration and determine if dormakaba USA is capable of making the special order product and will provide a response to the customer. If dormakaba USA is able to make the special order product, dormakaba USA will provide a specific sku/configuration to the customer for the special order product. This sku/configuration must be identified on all Purchase Orders. In addition, the Purchase Order must be marked as a "Special Order".

ORDERING: The following information is required for dormakaba USA to successfully process any order:

- Itemized Purchase Order (PO)
- dormakaba USA Approved Quote

Please send all orders to BAS-orderentry.us@dormakaba.com or by fax to 877-835-1030

NOTE: For detailed information on how to place an order for dormakaba USA products as well as BEST masterkey services please see the detailed section regarding "Best Ordering".

ADD ON ORDERS FOR QUOTED PROJECTS: To place an add-on order from a quoted project the Distributor must include the original quote, PO number and/or dormakaba USA's original order number. Add-On orders will be accepted for a period one (1) year from the original order date. Add-On orders received that are outside of the aforementioned period will be forwarded to the dormakaba USA Representative for re-quote.

STOCKING ORDERS: All orders for stock replenishment should be marked as "Stock" and indicate a "Ship To" address that coincides with the stocking Distributor warehouse location.

INCOMPLETE ORDER PROCESS: All orders are screened upon receipt for complete information. If an order is received incomplete, dormakaba USA Customer Service will make one (1) attempt to contact a Distributor directly for the missing requirements. If the information is not made available to dormakaba USA at that time the order will be referred to the local dormakaba USA Representative for resolution. All incomplete orders will be cancelled if not resolved after fourteen (14) calendar days.

PRICE DISCREPANCY PROCESS: All entered orders are reviewed by dormakaba USA Customer Service for accuracy and pricing consistency between the Distributor and dormakaba USA. Any order determined by dormakaba USA, in its sole and absolute discretion, to have a value greater than the Total Price shown on the Distributor purchase order will be held by dormakaba USA for a Price Discrepancy. dormakaba USA quotes are also reviewed to ensure that they are complete, approved, and match the PO. Due to pricing sensitivity, all price discrepancies must be resolved exclusively by your dormakaba USA Representative.

ORDER CANCELLATION/CHANGES: All requests for Order Cancellations and Changes (Quantity, Shipping, Finish, Function, etc) should be sent directly to dormakaba USA Customer Service. Requests via phone will be accepted, but must be accompanied by a written request. Factory Order Number, PO Number, Account Info, and Detailed Changes must be clearly indicated. Change requests can be submitted via the following methods:

Email: BAS-cshelp.us@dormakaba.com
Fax: 1-877-835-1030

All order cancellations or changes will be subject to a cancellation fee as defined in dormakaba USA's Terms and Conditions of Sale.

PRODUCTION SCHEDULING AND "DO NOT SHIP BEFORE" REQUESTS: All orders are scheduled for production and shipping based on current production lead times and availability. Scheduling is completed only when an order is released from both credit and pricing review.

Exceptions to this policy are made only when the PO is clearly marked: "Do Not Ship Before" followed by the date. (*Required Date, Expected Date, etc. do not apply*) These orders will be scheduled to ship on or after the date listed.

QUOTING & ORDERING (continued)

Changes to "Do Not Ship Before" dates are required in writing and should be sent to: BAS-cshelp.us@dormakaba.com.

Be advised, orders not clearly marked with a "Do Not Ship Before" designation will be payable within normal terms from the actual shipment date.

EXPEDITE REQUESTS:

- Expedite requests will be reviewed and accommodated by dormakaba USA based on production lead times and availability.

Email: BAS-expediterequest.us@dormakaba.com

- See the then current dormakaba USA Quick Ship Program for details.

WHOLESALE PURCHASE: Distributors are also free to utilize dormakaba USA's Authorized Wholesalers to purchase product. dormakaba USA does not make any guarantee of availability or pricing for purchases from an Authorized Wholesaler and the discounts afforded to Distributor by dormakaba USA shall not apply to purchases from an Authorized Wholesaler. The terms and conditions and price of product shall be as mutually agreed between Distributor and Wholesaler.



BEST CYLINDER AND PRECISION EXIT DEVICE ORDERS

For current pricing and ordering information associated with Best cylinders please see the Best Price Catalog.

RETURNED AUTHORIZATION (RA)

RA REQUESTS: A Return Authorization Form ("RA") must be utilized to return defective products still under warranty or products deemed repairable by dormakaba USA Inc. ("dormakaba USA"). All products returned to dormakaba USA must have a correct Return Authorization (RA) number applied to the outside of the shipping carton. All products must be returned within sixty (60) calendar days of RA issue date. This process can take up to seven (7) days after product is received at dormakaba USA's factory. If a defective product presents a security risk, an advance replacement may be requested.

RA PROCESS: Requests for warranty related returns can be initiated by submitting an e-mail to
BAS-rgacreditgrp.us@dormakaba.com.

The RA Request Form must be completed entirely to process an RA. The following information will be needed:

- End User Name
- Account Number
- Contact Name
- Phone Number
- Purchaser Order Number
- Sales Order Number
- Item Number
- Item Quantity
- Description of the Problem

1. Upon review and approval of the submitted RA request, a claim number is logged and provided back to the requestor by a dormakaba USA Team member.
2. Once a claim number is issued, this number should be noted on all references and communications regarding the applicable situation to ensure a claim is easily identified.
3. Defective product should be returned to the address below. The shipment must be marked with the approved RA claim number to ensure prompt processing and attention. All shipping charges prepaid by customer.

dormakaba USA Inc.
Attn: Returns Department
6161 East 75th Street
Indianapolis, IN 46250

4. When material is received at dormakaba USA's factory, dormakaba USA will assess and determine the nature of the defect.
5. Defective goods are replaced upon dormakaba USA's determination.
6. Credit for material and freight is issued only if deemed appropriate by dormakaba USA. If approved, credit is initiated and a credit memo is mailed to the Distributor within fifteen (15) business days.

PURCHASE ORDERS:

A Purchase Order (PO) will be required if the Product is:

1. Defective and not under warranty, or
2. An advance replacement is required without verification of whether the product is defective and under warranty.

Please send Purchase Orders to the following:

- Preferred Method e-mail:
BAS-rgacreditgrp.us@dormakaba.com
- Fax: 1-877-835-1030

RETURNED AUTHORIZATION (RA) NON-WARRANTY

RA POLICY: A Return Authorization Form ("RA") must be utilized to return products that are not defective and otherwise in a resalable condition. Only goods with an invoice date of less than one (1) year will be considered for a non-warranty related return. All materials returned to dormakaba USA Inc. ("dormakaba USA") for any reason (other than warranty), must have a correct RA number applied to the outside of the shipping carton. A thirty percent (30%) re-stocking charge (of the purchase price) will be applied to the Distributor's account for orders returned, including orders that were placed by customer in error. Transportation charges of returned goods must be prepaid by the Distributor. All goods must be returned within sixty (60) calendar days of RA issue date. All goods must be returned in original packaging and be in resalable condition. Product not returned in saleable condition is subject to disposal by dormakaba USA with no credit issued. Commercial Hardware items that are special made to order items will not be returned under any circumstances.

RA PROCESS: Requests for non-warranty related returns can be initiated by submitting an e-mail to **BAS-rgacreditgrp.us@dormakaba.com**.

The RA Request Form must be completed entirely to process an RA. The following information will be needed:

- Company Name
 - Account Number
 - Contact Name
 - Phone Number
 - Purchaser Order Number
 - Sales Order Number
 - Item Number
 - Item Quantity
 - Description of the Problem
1. Upon review and approval of the submitted RA request, a claim number is logged and provided back to the requestor by a dormakaba USA Team member:
 2. Once a claim number is issued, this number should be noted on all references and communications concerning said RA.
 3. Product should be returned to the address below. The shipment must be marked with the approved RA claim number to ensure prompt processing and attention. All shipping charges prepaid by customer.

dormakaba USA Inc.
Attn: Returns Department
6161 East 75th Street
Indianapolis, IN 46250
 4. The RA will be processed once material is received at dormakaba USA's factory provided it is received in its original packaging and is in saleable condition.
 5. Credit is issued to the Distributor account and a credit memo is mailed to the Distributor.

FULFILLMENT ISSUES

Any quality issues (missing parts, wrong parts, handing, finish, etc) should be submitted electronically to:
BAS-rgacreditgrp.us@dormakaba.com or your Local dormakaba USA Representative.

Please reference your original Purchase Order (PO) Number, Factory Order Number, Distributor Account, Contact Information (E-mail/Fax), and include a detailed description of the issue.

1) ITEMS MISSING FROM A SHIPMENT: If you have signed your shipment short, dormakaba USA Customer Service will promptly issue a No Charge replacement order for the missing products.

If the shipment was not signed short but after review, dormakaba USA Customer Service determines (based on shipping weights, packing lists, etc) that the order was indeed shipped short, a No Charge replacement will be issued.

If dormakaba USA Customer Service cannot verify a shipping error, an advance replacement order will be entered, charged, and expedited to the Distributor. The quality issue will be forwarded to the Return Authorization Credit Group for resolution.

If it is determined that the item was omitted from the order due to a dormakaba USA order entry error, a change order will be entered and expedited for the missing products.

Please see price book for further detail.

2) WRONG ITEMS RECEIVED (parts, handing, function, finish, etc):
Advanced replacements will be issued for any wrong items received. **Such orders will be charged based on pricing/ discounts from the original order.** The issue will be forwarded to dormakaba USA's Return Authorization Credit Group for resolution.

Any quality issue that is determined to be either a dormakaba USA order entry and/or manufacturing error will have an advanced replacement order entered and will be expedited. An RA will be issued to return the incorrect products. No re-stock fee will apply for dormakaba USA order entry and/or manufacturing errors.

May 2018



ORDER FORM

dormakaba USA Inc.

Attn: Precision Hardware

6161 East 75th Street

Indianapolis, IN 46250

Order Form:_____

P.O. # _____

Date _____

Ship To: _____

Sold To: _____

Phone Number:_____

Date Required: _____

Placed By: _____

Job Name: _____

Entered By: _____

Salesperson: _____

Shop Via: _____

[illegible]

17679-S3 5/12



RETURN AUTHORIZATION FORM REQUEST

☐ Return for Replacement ☐ Return for Credit

Date of Request: _____

Original Order: _____

Date of Request: _____

Original P.O.: _____

Invoice #: _____

Customer Name: _____

Account Number: _____

Address: _____

City: _____

State: _____ Zip: _____

Contact Name: _____

E-mail: _____

Phone: _____

☐ Ship Replacement Material to Address Above

NATURE OF PROBLEM

☐ Manufacturing Defect

☐ Warranty Evaluation

☐ Missing Parts

☐ Wrong Material Received

☐ Wrong Material Ordered

☐ Wrong Quantity

☐ Return Inventory

☐ Other: _____

NOTE: All returns shall be subject to dormakaba USA Inc.'s current Terms of Sale and Warranty as outlined in the price catalog.

☐ Ship Replacement Material to Address on Order

DETAILED DESCRIPTION OF DEFECT OR REASON FOR RETURN

RETURN MATERIAL

Line Item #	Quantity	Product Nomenclature	Product Description

Please e-mail completed form to BAS-rgacreditgrp.us@dormakaba.com or Fax to 1-877-835-1030



PRECISION

Notes

[illegible]



Notes

This image shows a single sheet of white paper with horizontal ruling lines. The lines are evenly spaced and run across the width of the page. There are no margins, text, or other markings on the paper.



Notes

[illegible]



PRECISION

6161 East 75th Street
Indianapolis, IN 46250 USA

Phone 855-365-2407

precisionhardware.com